


## IDENTIFICATION & LABELLING SYSTEMS



# CEMBRE AT A GLANCE

## INNOVATION IS IN OUR DNA



**211**  
Patents and  
filled applications

**71**  
Registered  
trademarks

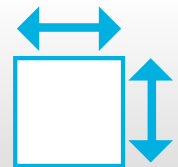


## MAIN MANUFACTURING SITE, ITALY



**60.000**  
m<sup>2</sup> of space  
dedicated to offices,  
factories, laboratories

**121.000**  
m<sup>2</sup> of site



## OUR PRODUCT CODES



**21.500**  
different product codes  
sold each year

**21.800**  
product codes are  
available for  
immediate despatch



## AUTOMATED WAREHOUSE



**60.000**  
bins capacity

**10.000**  
order lines  
per working day



are registered trademarks of CEMBRE S.p.A.

 **Cembre**

**ROLLY**  
2000

**RING**<sup>®</sup>  
cablesys

 **mg3**<sup>®</sup>  
MARKINGENIUS3

**ROLLY**  
mini

**SIGN**<sup>®</sup>  
stick-onsys

**GENIUSPRO**<sup>®</sup>

**ROLLY**  
2000 TR2

**LABEL**<sup>®</sup>  
stick-onsys

 **CEMBRE**



# INDEX

Symbols.....	2
Identification and labelling systems.....	3
How to mark.....	5
GENIUSPRO Software.....	8

## THERMAL TRANSFER SYSTEM FOR SHEET MEDIA

MG3 Thermal transfer printer for sheet media.....	9
ACCESSORIES Templates and accessories.....	10
RIBBONS Monochrome ribbons.....	11
MG-TPMF Cable tags for holders.....	12
MG-TPM Cable tags for holders.....	13
MG-TDM Cable tags without holder.....	14
MG-TDMO Cable tags without holder.....	15
Support TDMOS.....	15
MG-ETF Cable & conduit tags tie-on.....	16
MG-KMP Wraparound cable markers.....	18
MG-CPM Terminal block markers.....	19
MG-CPMF Terminal block marker strips.....	22
MG-VYB Terminal block marker labels.....	23
MG-SPM Component markers, push in.....	24
MG-PTS Push button legends.....	25
MG-TAP Legends 15 mm.....	26
MG-TAPW Legends 9 mm.....	28
MG-TAR Legends.....	29
MG-DOG Dog tags.....	30
MG-TAA Legends self adhesive.....	32
MG-TAA Labels.....	34
MG-VYT Labels.....	36
MG-PYT Labels.....	37
MG-VCT PLC legends.....	38
MG-PLC Security labels.....	40
MG-SAT Modular legends.....	41
MG-17.5 Modular legends.....	42
Modular labels.....	43
Modular backing strips.....	44
GMCK Customisable panel plates.....	45
MG-VRT Panel plates rivet fixing.....	46
Panel plates rivet fixing with holes.....	48
Panel plates self adhesive.....	50
Panel plates self adhesive with holes.....	52
MG-SIGNS Panel legends.....	54
Panel labels.....	55

## THERMAL TRANSFER SYSTEM FOR ROLL MEDIA

ROLLY3000 Thermal transfer printer for roll media.....	58
ROLLY2000TR2 Thermal transfer printer for roll media.....	59
ACCESSORIES Cutters and accessories.....	60
RIBBONS Monochrome ribbons.....	61
TPM-ROLL Cable tags with holders.....	62
TAR-ROLL Legends.....	63
KM-ROLL Wraparound cable markers.....	64
KM-ROLL Wraparound cable markers.....	65
ETF-ROLL Cable & conduit tags tie-on.....	66
TAP-ROLL Legends.....	68
VCT-ROLL Self adhesive labels.....	69
STRIP-ROLL Modular component legend strips.....	70
Self adhesive modular component legend strips.....	71
GMCTIL Self adhesive modular component legend strips.....	71
TTL Customisable labels.....	72
TTF Thermal transfer labels.....	73
GMC-AL Continuous material.....	76
TERMO-ROLL Aluminium mounting plates.....	77
Heat shrinkable tubing 2:1.....	78
Heat shrinkable tubing 3:1.....	80
Heat shrinkable tubing 2:1.....	82
Heat shrinkable tubing 3:1.....	84
Heat shrinkable tubing 3:1 Diesel resistant.....	86

## EMBOSSER

SMP Stainless steel tie-on tags.....	88
SERIE GX Stainless Steel AISI 304 cable ties.....	90
SERIE GXAC Insulated Stainless Steel INOX AISI 316 cable ties.....	91
M1011KIT Label Embosser.....	92
Metallic ribbons.....	92

## MANUAL SYSTEM

PMP-30 Push in cable markers.....	94
Tools for markers PMP-30.....	95
Carriers for markers PMP-30.....	95
STARTkit PMP-30.....	95
RMS Push on ring cable markers.....	96
Insertion tool for push on ring cable markers.....	97
FMS Push on flat ring cable markers.....	102
Carrier for push on flat ring cable markers.....	102
MS-ETF Laminated write on-tie on.....	103
ANS Wraparound cable markers.....	104
ANL Alphanumeric signs.....	106
WIT-W Cable ticket.....	107
S40390 Cable tags without holder.....	108
SM Snap on cable markers.....	109
Applicators.....	118

## ACCESSORIES









PMF Transparent tag holders 4 mm.....	120
PMF-HF Transparent tag holders - Halogen Free.....	122
PM Transparent tag holders 4 mm.....	123
PM-HF Transparent tag holders - Halogen Free.....	125
PMF-AC Self adhesive transparent flat tag holders.....	126
PMF-ET Transparent flat tag holders tie-on.....	127
PM-AC Self adhesive transparent tag holders.....	128
PM-ET Transparent tag holders tie-on.....	129
PMT-AC Self adhesive transparent legend holders 9 & 15 mm.....	130
PMT-CT Transparent legend holders tie-on 9 mm.....	131
Holders.....	132
KMC Holders.....	132
SERIE G Polyamide PA6.6 Cable ties.....	133
SERIE GFH Polyamide PA6.6 Cable ties.....	135
Installation tools.....	135
SERIE GX Stainless Steel AISI 304 cable ties.....	136
SERIE GXAC Insulated Stainless Steel INOX AISI 316 cable ties.....	137
PTP Push button legend bases.....	138
PL Legend bases.....	139
TAP-CCS Transparent covers.....	140
CPT Transparent covers.....	141
RT-TAP Legend rail, 15 mm.....	142
Transparent protective covers, 15 mm.....	142
Transparent protective strip, 15 mm.....	142
Legend rail, 9 mm.....	143
RT-TAPW Legend rail, 9 mm.....	143
Transparent protective covers, 9 mm.....	143
TPD Transparent protective strip, 9 mm.....	143
Document holder.....	144




















## LABELS

WS Warning signs.....	146
PS Prohibition symbols.....	159
MS Mandatory signs.....	164
CS Electrical symbols.....	168
VS Utility sector signs.....	171
KML Wraparound cable markers.....	177
LLS-ILS Labels for laser and inkjet printers.....	178

## APPENDIX

CHART Terminal block marker cross reference chart.....	180
QUALITY Test methods.....	190
GMCK Pre-printed MARKINGENIUS® media specification.....	192
SMP Pre-embossed tags specification.....	193
GMCTIL Pre-printed labels specification.....	194
GENIUSPRO GENIUSPRO License Request.....	195
General terms and conditions of sale.....	196

	All CEMBRE products comply with Directive 2011/65/EU of the European Parliament and Council dated 8 June 2011 (and subsequent amendment)
	Meets the requirements for fire testing of materials and components for trains EN 45545-2:2015
	Halogen Free
	Silicon Free
	MIN. Operating temperature range
	MAX. Operating temperature range
	Approved UL 969
	Approved UL 969 CSA C22.2 No.0.15

	<b>Material:</b> Flat - 0,5 mm
	<b>Material:</b> Polyvinyl Chloride
	<b>Material:</b> Plasticised Polyvinyl Chloride
	<b>Material:</b> Polycarbonate
	<b>Material:</b> Acrylonitrile-Butadiene-Styrene
	<b>Material:</b> Styrene-Butadiene-Styrene
	<b>Material:</b> Cotton Fabric Coated with Acrylic
	<b>Material:</b> High-Density Polyethylene
	<b>Material:</b> Thermoplastic Polyurethane
	<b>Material:</b> Irradiated Polyolefin
	<b>Material:</b> Stainless Steel AISI
	<b>Material:</b> Polyamide 6.6
	<b>Material:</b> Polypropylene
	<b>Material:</b> Polyoxymethylene
	<b>Material:</b> Ethylene-Vinyl Acetate
	<b>Material:</b> Polystyrene
	<b>Material:</b> Polyethylene Terephthalate
	<b>Material:</b> Aluminium
	Thickness (mm) of Material

## Identification and labelling systems

CEMBRE offers a number of innovative solutions to meet demands for high performance and reliability in the industrial and manufacturing sectors.



### THERMAL TRANSFER SHEET PRINTER MARKINGENIUS®

The revolution in identification systems, MARKINGENIUS®MG3 is a high speed flat bed printer using thermal transfer technology to produce identification and labelling media for cables and tubing, panel building components and equipment of all types.

Windows® based, the high resolution MARKINGENIUS®MG3 prints monocolour True Type fonts, while also reproducing Clipart images, drawings and bitmaps down to very small dimensions.



### THERMAL TRANSFER ROLL PRINTER ROLLY3000

ROLLY3000 is designed for high speed printing of identification and labelling media in roll format.

Thermal transfer print quality matched with robust construction and intensive CEMBRE reliability allow ROLLY3000 to print 1000 cable tags in less than two minutes.

ROLLY3000 is equipped to print TERMO-ROLL heat shrinkable tubing in continuous or ladder format at high speed and with the precision and quality of print required to meet the most stringent standards.

### MANUAL SYSTEM

Provides simple solutions for the identification of cables and electrical components with four families of products:

- *push in cable markers- individual characters are collected in order on the insertion tool, then pushed into the transparent holder mounted on the cable.*
- *push on ring markers and flat tie on holder markers used directly on cables, tubing and conduits.*
- *snap on cable markers which can be fitted even after cables are terminated and connected.*
- *push-on cable markers pre-printed essential for marking the optical fiber to the completed wiring.*
- *wraparound self laminating cable markers available for a wide range of diameters and may be hand printed then attached at any time. Ideal for applications requiring the print to be protected.*



### LABELS

Warning, prohibition and mandatory signs, on A4 sheets.



# HOW TO MARK

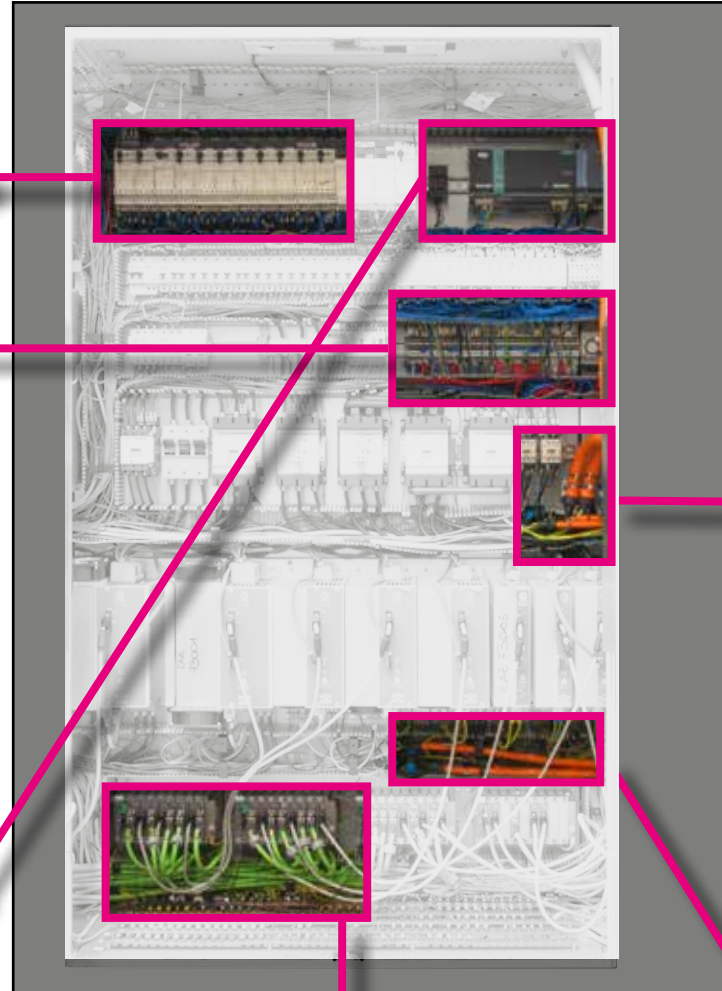
How to mark

## MODULAR COMPONENTS

legends  
labels  
brand-specific legends  
mounting rails



## PANEL INTERIORS



## TERMINAL BLOCKS

widest brand suitability  
pitched and single markers  
marker strips  
marker labels



## COMPONENTS & EQUIPMENT

PLC legends  
rail mounted legends  
brand-specific legends  
dog tags  
rating plates and labels  
security labels

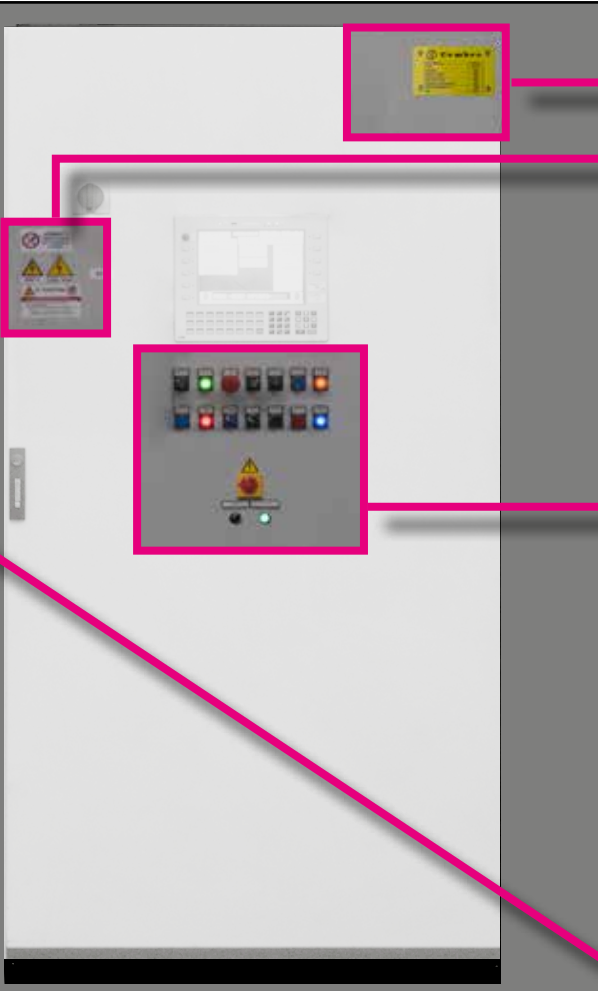


## SINGLE CABLES

cable tags for holders  
one piece push or clip-on cable tags  
wraparound cable markers  
heat shrinkable tubing  
push in markers  
ring cable markers  
wraparound strips  
snap on markers



## PANEL EXTERIORS



## PLATES & LABELS



- self adhesive panel plates
- panel plates with covers
- self adhesive component legends
- modular component legends for rails
- self adhesive labels
- security labels
- panel legends
- document holders

## PUSH BUTTONS & INDICATORS



- self adhesive legends
- legends for push button bases
- brand-specific legends
- push button legends
- panel legends
- self adhesive labels

## CONNECTORS



- self adhesive legends & labels

## CONDUITS, PIPES & MULTI-CORE





































- tie-on cable and conduit tags
- wraparound cable markers
- heat shrinkable tubing

# HOW TO MARK

How to mark

PRODUCT PAGE

SINGLE CABLES	CONDUITS PIPES MULTI-CORE		TERMINAL BLOCKS	PUSH-BUTTON SWITCHES	COMPONENTS EQUIPMENT		
 <p>MG-TPMF 12</p>  <p>PMF 120</p> <p>MG-TPM 13</p>  <p>PM 123</p> <p>MG-TDM 14</p>  <p>MG-TDMO 15</p>  <p>MG-KMP 18</p>	 <p>MG-TPMF 12</p>  <p>PMF-ET 127</p> <p>MG-TAPW 28</p>  <p>PMF-ET 127</p> <p>MG-ETF 16</p> <p>CABLE TIE 133</p>	<p>MG-TPM 13</p>  <p>PM-ET 129</p> <p>MG-TAP 26</p>  <p>PMF-ET 127</p>	 <p>MG-CPM 19</p>  <p>MG-CPMF 22</p>  <p>MG-VYB 23</p>	 <p>MG-PTS 25</p>  <p>MG-TAA 32</p>  <p>MG-TAP 26</p>  <p>PTP 138</p> <p>MG-TAP 26</p>  <p>PL 139</p> <p>MG-VYT 34</p>  <p>MG-SIGNS 54</p>	 <p>MG-TPMF 12</p>  <p>PMF-AC 126</p> <p>MG-TAR 29</p>  <p>MG-PLC 38</p>  <p>MG-DOG 30</p>  <p>MG-VCT 37</p>	<p>MG-TPM 13</p>  <p>PM-AC 128</p> <p>MG-TAA 32</p>  <p>MG-VYT 34</p>  <p>MG-TAP 26</p>  <p>PMT-AC 130</p> <p>MG-TAPW 28</p>  <p>PMT-AC 130</p>	<p>MG-SPM 24</p>  <p>MG-SAT 40</p>  <p>MG-PYT 36</p>  <p>MG-TAP 26</p>  <p>RT-TAP 142</p> <p>MG-TAPW 28</p>  <p>RT-TAPW 143</p>

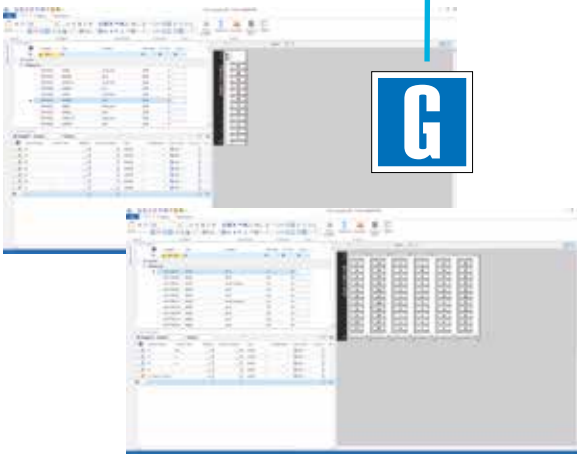

THERMAL TRANSFER SYSTEM FOR SHEET MEDIA



MG-TAA 32	MG-TAP 26	MG-TAP 26	PLA 139	TPM-ROLL 62	ETF-ROLL 66	STRIP-ROLL 70	TTL 73
MG-VYT 34	RT-TAP 142	RTA-TAP 142	MG-VYT 34	PMF 120	CABLE TIE 133	TAP-ROLL 68	TTF 76
	MG-TAPW 28	MG-TAPW 28		TERMO-ROLL 78	TERMO-ROLL 78		
MG-VCT 37	RT-TAPW 143	RTA-TAPW 143	MG-SAT 40	KM-ROLL 64	TAP-ROLL 68	RT-TAP 142	TAP-ROLL 68
	MG-17.5-R 41	MG-PYT 36					
CONNECTORS	MODULAR COMPONENTS	MG-SIGNS 54	GMCK 45	PMF-ET 127	PMF-ET 127	RTA-TAP 142	TAP-ROLL 68
MG-17.5-A 42	MG-17.5-A 42			MG-VRT-R 46	MG-VRT-A 50	TAP-ROLL 68	RTA-TAP 142
MG-VRT-R 46	MG-VRT-A 50					TAP-ROLL 68	TAP-ROLL 68
MG-VRT-A 50	CPT 141			CPT 141	CPT 141	TAP-ROLL 68	TAP-ROLL 68
CPT 141	CPT 141			CPT 141	CPT 141	TAP-ROLL 68	TAP-ROLL 68
CPT 141	CPT 141			CPT 141	CPT 141	TAP-ROLL 68	TAP-ROLL 68
CPT 141	CPT 141			CPT 141	CPT 141	TAP-ROLL 68	TAP-ROLL 68
CPT 141	CPT 141			CPT 141	CPT 141	TAP-ROLL 68	TAP-ROLL 68
CPT 141	CPT 141			CPT 141	CPT 141	TAP-ROLL 68	TAP-ROLL 68
CPT 141	CPT 141			CPT 141	CPT 141	TAP-ROLL 68	TAP-ROLL 68
CPT 141	CPT 141			CPT 141	CPT 141	TAP-ROLL 68	TAP-ROLL 68
CPT 141	CPT 141			CPT 141	CPT 141	TAP-ROLL 68	TAP-ROLL 68
CPT 141	CPT 141			CPT 141	CPT 141	TAP-ROLL 68	TAP-ROLL 68
CPT 141	CPT 141			CPT 141	CPT 141	TAP-ROLL 68	TAP-ROLL 68
CPT 141	CPT 141			CPT 141	CPT 141	TAP-ROLL 68	TAP-ROLL 68
CPT 141	CPT 141			CPT 141	CPT 141	TAP-ROLL 68	TAP-ROLL 68
CPT 141	CPT 141			CPT 141	CPT 141	TAP-ROLL 68	TAP-ROLL 68
CPT 141	CPT 141			CPT 141	CPT 141	TAP-ROLL 68	TAP-ROLL 68
CPT 141	CPT 141			CPT 141	CPT 141	TAP-ROLL 68	TAP-ROLL 68
CPT 141	CPT 141			CPT 141	CPT 141	TAP-ROLL 68	TAP-ROLL 68
CPT 141	CPT 141			CPT 141	CPT 141	TAP-ROLL 68	TAP-ROLL 68
CPT 141	CPT 141			CPT 141	CPT 141	TAP-ROLL 68	TAP-ROLL 68
CPT 141	CPT 141			CPT 141	CPT 141	TAP-ROLL 68	TAP-ROLL 68
CPT 141	CPT 141			CPT 141	CPT 141	TAP-ROLL 68	TAP-ROLL 68
CPT 141	CPT 141			CPT 141	CPT 141	TAP-ROLL 68	TAP-ROLL 68
CPT 141	CPT 141			CPT 141	CPT 141	TAP-ROLL 68	TAP-ROLL 68

THERMAL TRANSFER SYSTEM FOR ROLL MEDIA

# GENIUSPRO



[www.cembre.co.uk](http://www.cembre.co.uk)



#### System-lifetime support

- free software updates
- pre-purchase trials
- free of charge training and support every working day, by phone, remote computer access via internet or site visit
- samples of available media for customer approval and new media developments welcome
- loan machine when printer returned for service.

## Software

for all CEMBRE printers

GENIUSPRO is the latest software developed by CEMBRE.

- Simple and intuitive
- Operator needs only basic computer skills
- Enhanced features include full size Dynamic Preview
- Assures increased capability and performance when printing text, symbols and images on CEMBRE MARKINGENIUS® and ROLLY systems.

MARKINGENIUS® and ROLLY systems are delivered complete with power & connection cables and GENIUSPRO software including a universal driver for Windows® to ensure compatibility.

#### Software features

- Easy data insertion
- More than ten types of counter
- \*.txt, \*.cad, \*.dbf, \*.xls and other file types can be imported
- MATRIX, ACS and Simplo conversion
- Spac, EPLAN, IGE-XAO, ZUKEN E3 and Excel importation
- Customisable print output filters
- Optimised printing of media for cables, terminal blocks, control gear, connectors, push buttons, components, panels and self adhesive labels
- All Windows fonts
- Designs customised media
- Vector, drawing and clip art printing
- Free upgrades with each release
- Help function

#### Minimum system requirements

- PC Processor Intel®Core™ i3, 4th generation
- 4 Gb RAM
- USB connection
- 2 Gb available hard disk space
- Video resolution 1280x1024
- Windows 7, 8, 10 and 11
- Internet enabled

Type	Quantity	Description
GENIUSPRO-5L	1	Software GENIUSPRO - 5 Licenses
GENIUSPRO-1L	1	Software GENIUSPRO - 1 Licence

*Thermal transfer printer for sheet media*

on sheet media, plug&play

MARKINGENIUS®MG3 has been exclusively designed by Cembre for the identification of conductors and electrical components in compliance with the CEI 16-7 ed 1997-06.

MARKINGENIUS®MG3 is a high resolution plug&play flat bed printer based on thermal transfer technology, capable of producing tags for cables, pipes and tubes; terminal block markers and legends and labels for all electrical panels, components and equipment. All Cembre MG media can be printed with monocolour Windows True Type fonts at high speed.

MARKINGENIUS®MG3 will also reproduce Clipart images, drawings, barcodes and bitmaps down to very small sizes.

Compact, ergonomic, clean and quiet MARKINGENIUS®MG3 may be conveniently located in an office, like any other computer peripheral.

**Each monochrome ribbon can print more than 300,000 MG-TPMF 4x10 mm cable tags.** Carriage loading and unloading operations are rapid; templates are easily interchanged and as the pigment deposited from the ribbon dries instantaneously, printed sheets are immediately ready to use.




Printer dimensions:

- Length: 382 mm
- Width: 230 mm
- Height: 221 mm
- Weight: 7,4 kg

Printer Type **MG3** includes:

- **991000** Template for tags MG-TPM
- **991002** Template for serieFLAT media
- **991011** Template for terminal blocks
- Mains cable
- USB cable
- Protective cover **991680**
- Ribbon take up core **991654**
- Black printer ribbon **991600**
- Operating&Maintenance documentation Guarantee
- Software **FD-GENIUSPRO** on pen drive

# MG3



## SPEED

prints 112 4x10 cable tags in less than 12 seconds

## CONVENIENCE

software provides quick and easy upload of the data to be printed

## ECONOMY

prints around 300,000 4x10 cable tags with a single ribbon

## QUALITY

printer resolution 300x600 dpi



Supplied with the three most useful templates

software GENIUSPRO.....	page 8
templates and PET supports.....	page 10
accessories.....	page 10
ribbons .....	page 11






# ACCESSORIES

## Templates and accessories

for thermal transfer printer



**VAL-MG-N**  
 Transportation case  
 Dimensions  
 Length: 450 mm (17.71 in.)  
 Width: 295 mm (11.61 in.)  
 Height: 370 mm (14.56 in.)  
 Weight: 6,7 Kg (14.77 lbs.)



Template	Type	Quantity	PET support	Type	Quantity	For printing
MG2-PWC	991000	1	MG2-TWC	991502	3	MG-TPM
MG2-PLT	991002	1	MG2-TLT	991522	3	laminated material serieFLAT
MG2-QTB	991011	1	MG2-TQT	991564	3	MG-CPM-01, MG-CPM-02, MG-CPM-03, MG-CPM-04, MG-CPM-07, MG-CPM-11, MG-SPM-03
MG2-PTD	991007	1	MG2-TTD	991563	3	MG-TDM (6 stems)
MG2-PTM	991010	1	MG2-TTM	991561	3	MG-TDM0, MG-TDM (4 stems)
MG2-MTB	991008	1	MG2-TMT	991513	3	MG-CPM-01 (5 x 7 mm)
MG2-WTB	991004	1	MG2-TWT	991542	3	MG-CPM-05, MG-CPM-12, MG-SPM-09
MG2-STB	991005	1	MG2-TST	991552	3	MG-CPM-06
MG2-LTB	991013	1				MG-CPM-09
MG2-CTB	991006N	1	MG2-TCT	991562N	3	MG-CPM-10
MG2-ETB	991016	1				MG-CPM-13
MG2-PSB	991554	1				MG-CPM-15 42908
MG2-NSB	991556	1				MG-CPM-15 42909
MG2-PSP	991018	1	MG2-TSP	991514	3	MG-SPM-02
MG2-BSP	991558	1				MG-SPM-07
MG2-WSP	991559	1				MG-SPM-11

Accessories	Type	Quantity	Description
MG2-CKP	991670	1	Print head cleaning kit (template, pad & cleaning fluid)
	991672	1	Print head cleaning kit (template & pad)
MG2-CNP	992150	1	Replacement pads for MG2-CKP (5 pieces)
	ISOCLENE	1	Spray 250 ml, replacement for MG2-CKP
	MG2-SPD1	1	Ribbon feed spool for MG2-EPTR
	MG2-KDF	1	Media guide
	VAL-MG-N	1	MARKINGENIUS® transportation case with wheels



templates and blanks for MG3 printer  
 accessories for optimum printer condition



# RIBBONS

## Monochrome ribbons


for thermal transfer printer

MG2-ETR monochrome ribbons are formulated to produce high quality print on a variety of materials while providing resistance to abrasion, chemicals, cleaning products and environmental agents (eg UV, humidity). Ribbon length 200 m, width 120 mm.

MG2-EPTR PREMIUM black monochrome ribbon has enhanced performance characteristics, is 300 linear meters long, with a width of 110 mm.

To enable usage of MG2-EPTR PREMIUM ribbons with MG3 printers, the additional purchase of accessory Rear Tension Roller Kit MG2-SPD1 with smaller diameter is required (see Accessories page 10).

**Use this ribbon to print FLAT Polycarbonate items.**



Family	Type							Width mm	Length m	Quantity
	black	blue	red	green	silver	gold	white			
MG2-ETR	991600	991601	991602	991603	991607	991608	991606	120	200	1
MG2-EPTR PREMIUM	991611							110	300	1

The legibility of print produced on CEMBRE media by MG2-ETR and MG2-EPTR black ribbons meets the requirements of:

- UNI EN ISO 4892-2:** UV resistance
  - CEI 16-7:** Resistance to abrasion and friction
  - CEI 16-7:** Effect of ageing
  - CEI 23-11 / CEI EN 61058-1:** Indelibly
  - CEI EN 61010-1 / VDE 0411-1:** Indelibly
  - CEMBRE INTERNAL TEST:** Indelibly
  - UNI EN ISO 9227:** Saline mist
  - CEI EN 60464-2:** Resistance to solvent vapour
  - DIN 30643:** Resistance to abrasion and rubbing
  - UNI EN ISO 175:** Effect of immersion in liquid chemicals
- Specifications page 188



# MG-TPMF

## Cable tags for holders



precut 4mm push in markers, easy entry for PMF holders

SerieFLAT MG-TPMF tags are used for marking cables, conduit, tubes, conductors and components.

Presented in stem format, tags are simply snapped off their stems and inserted into the appropriate holders. Consult us for other colours.

Note: UV resistance may vary between colours.

**Material:** Rigid PVC, self extinguishing class V0 according to UL94; the colours white PVC10050WH and yellow PVC10050YE are UL approved.

**Operating temperature range:** -30°C to +60°C

PVC
SF
-30°C
+60°C
UL
RoHS COMPLIANT 2011/65/EU

Family	Size mm	Type								Tags per sheet	Quantity	SW code
		white PVC10050WH	yellow PVC10050YE	grey	red	blue	violet	green	black			
MG-TPMF	4 x 10	42090B	42040B	42000BGY	42020B	42060B	42080N	42050B	42010B	112	5.600	502
	4 x 12	42091B	42041B	42001BGY	42021B	42061B		42051B	42011B	80	4.000	505
	4 x 15	42092B	42042B							80	4.000	503
	4 x 18	42094B	42044B							64	1.600	506
	4 x 20	42093B	42043B		42023B	42063B		42053B	42013B	64	1.600	504
	4 x 30	42096B	42046B		42026B	42066B		42056B		48	1.200	509
	4 x 40	42097B	42047B							32	800	508

**Material:** Polycarbonate, Halogen Free, self extinguishing class V0 according to UL94; the colours white PC10050WH and yellow PC10050YE are EN 45545-2 approved.

**Operating temperature range:** -40°C to +130°C


PC
HF
SF
-40°C
+130°C
EN 45545-2
RoHS COMPLIANT 2011/65/EU

Size mm	Size mm	Type					Tags per sheet	Quantity	SW code
		white PC10050WH	yellow PC10050YE	metallic grey	brown	orange			
MG-TPMF-HF	4 x 10	42090B-HF	42040B-HF	42000B-HF	42070B-HF	42030N-HF	112	5.600	502
	4 x 12	42091B-HF	42041B-HF	42001B-HF			80	4.000	505
	4 x 15	42092B-HF	42042B-HF	42002B-HF			80	4.000	503
	4 x 20	42093B-HF	42043B-HF				64	1.600	504
	4 x 30	42096B-HF	42046B-HF				48	1.200	509
	4 x 40	42097B-HF	42047B-HF				32	800	508



Use the 991611 ribbon to print FLAT Polycarbonate items.  
 template with PET support ..... page 10  
 ribbons ..... page 11

tag holders PMF ..... page 120  
 tag holders PMF-AC ..... page 126  
 tag holders PMF-ET ..... page 127





# MG-TPM

## Cable tags for holders

4mm push in markers, for PM holders

MG-TPM tags are used for marking cables, conduit, tubes and equipment.

Presented in stem format, tags are simply snapped off their stems and inserted into the appropriate holders.



**Material:** Polycarbonate, Halogen Free, self extinguishing class V0 according to UL94; the colours white PC10300WH and yellow PC10400YE are EN 45545-2 approved.

**Operating temperature range:** -40°C to +130°C

PC
HF
SF
-40°C
+130°C





Family	Size mm	Type		Tags per sheet	Quantity	SW code
		white PC10300WH	yellow PC10400YE			
MG-TPM	4 x 10	40090	40040	45	2.250	1
	4 x 12	40091	40041	45	2.250	2
	4 x 15	40092	40042	45	2.250	3
	4 x 18	40093	40043	45	2.250	4



template with PET support..... page 10  
 ribbons ..... page 11  
 tag holders PM..... page 123

tag holders PM-AC..... page 128  
 tag holders PM-ET ..... page 129



# MG-TDM

## Cable tags without holder

one piece, push on

MG-TDM one piece tags require no transparent holders and are mounted on cables via the two range-taking apertures.

Tags are easily removed from the stems and partially printed sheets may be reused to avoid wastage.

- It is advisable to select the tag based on the actual external diameter of the cable rather than its indicative c.s.a, due to variations in insulation thickness and conductor format.



**Material:** Polycarbonate, Halogen Free, Silicon free, self extinguishing class V0 according to UL94; the colours white PC10200WH and yellow PC10400YE are EN 45545-2 approved.

**Operating temperature range:** -40°C to +130°C




Family	Cable ext.Ø range mm	Cable c.s.a range mm²	Size mm	Type		N° Stems	Tags per sheet	Quantity	Template	SW code
				white PC10200WH	yellow PC10400YE					
MG-TDM-01	1,6 ÷ 3,25	0,5 ÷ 1,5	4 x 12	40190	40140	6	66	1.320	991007	121
	1,6 ÷ 3,25	0,5 ÷ 1,5		40192	40142	4	40	800	991010	119
	1,6 ÷ 3,25	0,5 ÷ 1,5		40191	40141	4	40	800	991010	123
MG-TDM-02	2 ÷ 4,4	1 ÷ 6	4 x 12	40290	40240	6	66	1.056	991007	122
	2 ÷ 4,4	1 ÷ 6		40292	40242	4	40	640	991010	120
	2 ÷ 4,4	1 ÷ 6		40291	40241	4	40	640	991010	124



Directly on cables according to the diameter ranges shown in the table.  
No transparent holders required.

### PURCHASE SEPARATELY

templates and PET supports ..... page 10  
ribbons ..... page 11



# MG-TDMO

## Cable tags without holder

one piece, clip on

MG-TDMO one piece tags require no transparent holders and are mounted on cables via the two range-taking apertures.

Tags are easily removed from the stems and partially printed sheets may be reused to avoid wastage.

- It is advisable to select the tag based on the actual external diameter of the cable rather than its indicative c.s.a, due to variations in insulation thickness and conductor format.



**Material:** Polycarbonate, Halogen Free, Silicon free, self extinguishing class V0 according to UL94; the colours white PC10200WH and yellow PC10400YE are EN 45545-2 approved.

**Operating temperature range:** -40°C to +130°C



Family	Cable ext.Ø range mm	Cable c.s.a range mm <sup>2</sup>	Size mm	Type		Tags per sheet	Template	Quantity	SW code
				white PC10200WH	yellow PC10400YE				
MG-TDMO-01	2 ÷ 2,9	0,5 ÷ 1,5	4 x 12	40390	40340	40	991010	880	125
	2 ÷ 2,9	0,5 ÷ 1,5	4 x 16	40391	40341	40		880	128
MG-TDMO-02	2,9 ÷ 3,5	1,5 ÷ 2,5	4 x 12	40490	40440	40		640	126
	2,9 ÷ 3,5	1,5 ÷ 2,5	4 x 16	40491	40441	40		640	129
MG-TDMO-03	4 ÷ 4,6	4 ÷ 6	4 x 12	40590	40540	40		560	127
	4 ÷ 4,6	4 ÷ 6	4 x 16	40591	40541	40		560	130

RETROFIT? INDISPENSABLE!!

## Support TDMOS

Each TDMOS support allows any size of MG-TDMO tag to be used to mark cables with larger o.d 6 –14 mm typically 16, 35 and 70 mm<sup>2</sup>.

Use directly on cables according to outside diameter.

**Material:** Polyamide PA6.6, self-extinguishing class V2: according to UL94.




Family	Ø Size mm	Cable c.s.a range mm <sup>2</sup>	Type	Length mm	Quantity
TDMOS-16	6-8	16	42850	25	150
TDMOS-35	8-10	35	42852	25	100
TDMOS-70	10-14	70	42854	25	50



Directly on cables according to the diameter ranges shown in the table.  
No transparent holders required.

**PURCHASE SEPARATELY**

- template with PEI support ..... page 10
- ribbons ..... page 11
- support for cable tag ..... page 15



# MG-ETF

## Cable & conduit tags tie-on

precut, one piece markers

MG-ETF tags are used with cable ties for marking large diameter cables, hoses, tubes and conduit.

Consult us for availability of other colours.

Note: UV resistance may vary between colours.

Cable tie max width 4,8 mm.



### MG-ETF-SBS

**Material:** SBS Styrene-Butadiene-Styrene, Halogen free, self extinguishing class HB: according to UL94

**Operating temperature range:** -30°C to +70°C



Size mm	min. Ø cable mm	Type											Print area mm	Tags per sheet	Quantity	SW code
		white	yellow	metallic grey	red	blue	green	orange	dark brown	rose	violet	black				
13 x 57	6	64192-SBS	64142-SBS	64182-SBS	64122-SBS	64162-SBS	64152-SBS	64132-SBS	64172-SBS	64312-SBS	64112-SBS	64102-SBS	11 x 35	14	700	581
15 x 95	7	64293-SBS	64243-SBS	64283-SBS	64223-SBS	64263-SBS	64253-SBS	64233-SBS				64203-SBS	13 x 73	5	250	584
20 x 26	12	64291-SBS	64241-SBS	64281-SBS	64221-SBS	64261-SBS	64251-SBS					64201-SBS	8 x 22	15	750	583
20 x 27	21	64191-SBS	64141-SBS	64181-SBS	64121-SBS	64161-SBS	64151-SBS					64101-SBS	15 x 18	15	750	582
28 x 57	10	64197-SBS	64147-SBS	64187-SBS	64127-SBS	64167-SBS	64157-SBS			64317-SBS		64107-SBS	26 x 35	6	300	590



13x57

15x95

20x26

20x27

28x57

# MG-ETF



## MG-ETF-HF

**Material:** Polycarbonate, Halogen Free, self extinguishing class V0: according to UL94; the colours white PC10050WH and yellow PC10050YE are EN 45545-2 approved, for railway applications.

**Operating temperature range:** -40°C to +130°C


PC
MG-ETF
HF
SF
-40°C
+130°C
EN 45545-2
RoHS COMPLIANT 2011/65/EU

Size mm	min. Ø cable mm	Type										Print area mm	Tags per sheet	Quantity	SW code
		white PC10050WH	yellow PC10050YE	metallic grey	red	blue	green	orange	light brown	dark brown	black				
13 x 57	6	54192-HF	54142-HF	54182-HF	54122-HF	54162-HF	54152-HF	54132-HF	54172-HF	54172-1-HF	54102-HF	11 x 35	14	700	581
15 x 95	7	54293-HF	54243-HF									13 x 73	5	250	584
20 x 26	12	54291-HF	54241-HF									8 x 22	15	750	583
20 x 27	21	54191N-HF	54141N-HF									15 x 18	15	750	582
28 x 57	10	54197-HF	54147-HF		54127-HF	54167-HF		54137-HF				26 x 35	6	300	590



Directly on cables using appropriate cable ties.  
Use the 991611 ribbon to print FLAT Polycarbonate items.

template with PET support ..... page 10  
 ribbons ..... page 11  
 cable tie max width 4,8 mm ..... page 133





# MG-KMP

## Wraparound cable markers

self adhesive, precut

MG-KMP wraparound cable markers are suitable for identifying large diameter cables, tubes and conduit.

MARKINGENIUS® printing is exceptionally clear and legible and is protected from chemical and atmospheric agents.



**Material:** Polyolefin PO99006TR, Silicon free, Halogen free, certified UL969.

**Operating temperature range:** -70°C to +140°C

**Application temperature range:** +10°C to +40°C

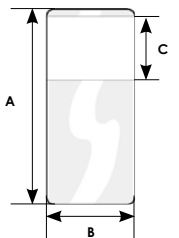


Family	Overall length A mm	Wrapping diameter mm	Print area CxB mm	Type			Markers per sheet	Quantity	SW code
				white P099006TR	yellow P099006TR	green			
MG-KMP019	19	2 ÷ 3	9 x 13	49962-013	49462-013		30	1.500	392
MG-KMP025	25	2,6 ÷ 4,1	9 x 15	49956-015	49456-015		24	1.200	393
			9 x 23	49956-023	49456-023		16	800	394
MG-KMP038	38	4,3 ÷ 7	10 x 15	49950-015	49450-015		18	900	381
			10 x 23	49950-023	49450-023		12	600	382
MG-KMP050	50	6 ÷ 10	15 x 12	49951-012			14	700	383
			15 x 15	49951-015	49451-015		12	600	384
			15 x 23	49951-023	49451-023		8	400	385
MG-KMP062	62	6,5 ÷ 12	18 x 12	49958-012	49458-012		14	700	395
MG-KMP068	68	7 ÷ 13	22 x 40	49959-040	49459-040		4	200	396
MG-KMP075	75	8 ÷ 14	25 x 15	49952-015	49452-015		6	300	386
			25 x 23	49952-023	49452-023		4	200	387
MG-KMP080	80	10 ÷ 17	25 x 47	49964-047	49464-047		2	100	397
MG-KMP082	82	10,5 ÷ 18	25 x 50	49954-050			2	100	388
MG-KMP092	92	11 ÷ 19	20 x 80	49965-080	49465-080		1	50	398
MG-KMP100	100	12 ÷ 20	25 x 15	49953-015	49453-015		6	300	389
			25 x 23	49953-023	49453-023		4	200	390
MG-KMP135	135	20 ÷ 25	50 x 50	49955-050	49455-050	49555-050	2	100	391



Wraparound, self adhesive cable markers provide a fast, economical and efficient way of identifying large diameter conductors.

MARKINGENIUS® and MG-KMP produce indelible printed marking, protected from water, alcohol, grease, solvents, etc.



Directly on cables, etc in accordance with wrapping diameter limitations shown for each size.

template with PET support ..... page 10  
 ribbons ..... page 11  
 holders KMC ..... page 132



# MG-CPM

## Terminal block markers

MG-CPM terminal block markers are available in versions to suit the particular clip formats of the most widely used products.

Depending on type, markers are presented as joined strips at a set or flexible pitch or as separate markers for convenient individual insertion on mixed pitch terminal block assemblies.

MG-CPM markers provide an elevated mechanical robustness, high dimensional stability and are Halogen Free.

Printing a complete sheet of MG-CPM markers on MARKINGENIUS® thermal transfer printers takes around 10 seconds, while to optimise application time, additional data - job details, location, etc - may be printed on the stems.

Part-used sheets are easily accommodated to avoid wastage. MG-CPM terminal block markers are available in versions to suit the particular clip formats of the most widely used products.

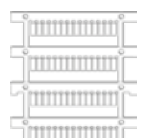


### PURCHASE SEPARATELY

Directly on terminal blocks using the rear mounted clips.

### SUPPLIED

templates and PET supports ..... page 10  
 ribbons ..... page 11  
 cross reference chart ..... page 180



# MG-CPM

**Material:** Polycarbonate, self extinguishing class V0; according to UL94; the colours white PC10200WH, PC10300WH and yellow PC10400YE are EN 45545-2 approved.

**Operating temperature range:** -40°C to +130°C




Family	Terminal blocks	Profile	Size mm	Pitch mm	Strip form	Type		Markers per sheet	Quantity	Template	SW code
						white PC10200WH PC10300WH	yellow PC10400YE				
MG-CPM-01	Weidmüller, IMO, Entrelec, Wago, Allen Bradley, Conta Clip, Klemsan, Morsettitalia, Woertz, Connectwell, Rockwell		3 x 10	3,5	S	41092		80	2.000	991011	15
			5 x 7	5,1	S	41094	41044	56	1.960	991008	13
			5 x 10	5,1	S	41090N	41040N	56	1.960	991011	14
		M			41098	41048	56	1.960	991011	14	
			5 x 12	5,1	M	41099		56	1.680	991011	19
			5 x 15	5,1	S	41091N	41041N	48	1.680	991011	16
			6 x 10	6	M	41095	41045	48	1.680	991011	17
			8 x 10	8	M	41096	41046	32	1.120	991011	18
MG-CPM-02	Weidmüller WDK & WDU, Allen Bradley, Conta Clip, Klemsan, Entrelec, Wago, Woertz		5 x 10	5,1	S	41190N	41140N	48	1.680	991011	22
MG-CPM-03	Wago, Entrelec, Cabur, Phoenix Contact, Connectwell		5 x 10	5	S	41291		56	1.960	991011	25
			5 x 10	5	M	41293		56	1.960	991011	25
MG-CPM-04	Phoenix Contact UK, UT & ST (frontal mounting), Connectwell, Siemens 8WH (clamp, frontal mounting), Cabur, Entrelec, Wago, Omron, Finder		3 x 10	3,5	S	41392		80	2.000	991011	43
			5 x 10	5,2	S	41390N	41340N	48	1.680	991011	42
			5 x 10	5,2	M	41395		48	1.680	991011	31
			6 x 10	6	M	41391		48	1.344	991011	45
			8 x 10	8	M	41396	41346	32	1.120	991011	48
MG-CPM-05	Wieland, Telemecanique, Omron, Legrand clamp, Merlin Gerin MCB ST		5 x 8	5	M	41495		56	1.960	991004	52
			5 x 10	5	S	41490		56	1.960	991004	51
			5 x 10	5	M	41494		56	1.960	991004	51
MG-CPM-06	Siemens 8WA clamp		5 x 10	6	S	41591		44	1.540	991005	61
MG-CPM-07	Phoenix Contact ST, STU, STS, STI, STN, STTB, Omron, Siemens 8WH clamp, Schlegel		3 x 10	3,5	S	41692		80	2.000	991011	73
			5 x 10	5,2	S	41691		48	1.680	991011	71
MG-CPM-09	Legrand Viking 3		5 x 10	5 ÷ 6	MF	41890		56	1.960	991013	92
MG-CPM-10	Cabur, Connectwell		5 x 10	5,5	S	46194		48	1.680	991006N	100
			5 x 12	5,5	S	46192		48	1.680	991006N	101
MG-CPM-11	Allen Bradley, Weidmüller WDU, Conta Clip RK, IMO, Finder, Omron, Klemsan		6 x 12	6,1	S	46392	46342	48	1.344	991011	106
MG-CPM-12	Wago Top Job, Entrelec, Cabur, Weidmüller, Connectwell, Morsettitalia, Beckoff I/O, Klemsan		4,2 x 6	5 ÷ 6	MF	46391		56	1.960	991004	111
			4,2 x 9	5 ÷ 6	MF	46390		56	1.960	991004	112
MG-CPM-13	Entrelec SNK ZS		5 x 12	5,2	M	41790	41740	56	1.960	991016	113
			6 x 12	6	M	41791	41741	48	1.680	991016	114
MG-CPM-15	Allen Bradley, Weidmüller, Wago Top Job, Klemsan, Conta-clip		5 x 5	5,1	M	42908		48	1.680	991554	402
			6 x 5	6,1	M	42909		40	1.400	991556	403

# MG-CPM


## Terminal block marker cross reference chart

See page 180

### PRINTABLE SHEET FORMAT



### TERMINAL BLOCKS



### MODULAR STRIP

M

A strip of joined markers is removed from the stem. Without separation, markers are clipped into terminals by light finger pressure. The terminal block is marked quickly and conveniently.



### MODULAR FLEXIBLE PITCH STRIP

MF

A strip of joined markers is removed from the stem. Manually extend the strip length by pulling it until the desired pitch is reached. Clip the strip directly into the terminal blocks by light finger pressure.



### SINGLE

S

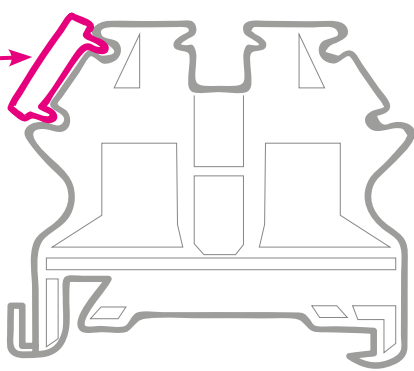
Without removal from the stem, markers are clipped into terminals by light finger pressure. Bend the stem upwards to detach it from the markers. Carefully remove the stem, leaving the markers in situ.



**c** SINGLE CLIPS COMPATIBLE  
 Marker width < Clip width  
 Marker pitch ≠ Clip pitch

ENTRELEC		Markers with											
		MSC-CPM-1-1000-1-100	MSC-CPM-1-1000-1-100	MSC-CPM-1-1000-1-100	MSC-CPM-1-1000-1-100	MSC-CPM-1-1000-1-100	MSC-CPM-1-1000-1-100	MSC-CPM-1-1000-1-100	MSC-CPM-1-1000-1-100	MSC-CPM-1-1000-1-100	MSC-CPM-1-1000-1-100	MSC-CPM-1-1000-1-100	MSC-CPM-1-1000-1-100
BAM 3													
BADL													
CS-01													
D 2.5/5.0													
D 2.5/5.1													
D 2.5/6.0	P	C	C	C	C	C	C	C	C	C	C	M	
D 6/8	C	C	C	C	C	C	C	C	C	C	C	M	
D 2.5-5.2L	P	S	S	S	S	S	S	S	S	S	S	M	
D 2.5-5P-4L	P	S	S	S	S	S	S	S	S	S	S	M	
D 2.5/6.0A (RC8)	P	S	S	S	S	S	S	S	S	S	S	M	
D46 INTF												M	
D46 2L												M	
D4-6P-2L												M	
D6-8-2L	C	CP	CP	CP	CP	CP	CP	CP	CP	CP	CP	M	
D6-8P-2L	C	CP	CP	CP	CP	CP	CP	CP	CP	CP	CP	M	
D8/6												M	

SINGLE CLIPS COMPATIBLE





# MG-CPMF

## Terminal block marker strips

SerieFLAT, precut

Thin flexible printable strips to fit in the marker locations, for immediate labelling of multiple flush mounts.

MG-CPMFA is self adhesive with thickness 0,7 mm.



**Material:** Rigid PVC, self extinguishing class V0: according to UL94; the colours white PVC10050WH and yellow PVC10050YE are UL approved.

**Operating temperature range:** -30°C to +60°C

PVC
0.3mm
SF
-30°C
+60°C
RoHS COMPLIANT 2011/65/EU

Family	Terminal blocks	Size mm	Type		Strips per sheet	Quantity	SW code
			white	yellow			
MG-CPMF	Entrelec D	5,2 x 105	43094	43044	20	1.000	551
	Phoenix Contact ST	6,3 x 105	43096	43046	15	750	553

PVC
0.5mm
SF
-30°C
+60°C
RoHS COMPLIANT 2011/65/EU

Family	Self adhesive	Terminal blocks	Size mm	Type		Strips per sheet	Quantity	SW code
				white PVC10050WH	yellow PVC10050YE			
MG-CPMF		Phoenix Contact ST	6,3 x 105	43092	43042	15	750	553
		Entrelec M6/9EE, front mounting	7,6 x 105	43091	43041	12	600	552
		Phoenix Contact PIT	9,8 x 105	43097N	43047N	11	550	549
		Entrelec M6/9EE, lateral mounting	10 x 105	43090	43040	10	500	530
		Wago Top Job 2001, 2002, 2004, 2006, 2010, 2016	10,7 x 105	43093	43043	10	500	554
MG-CPMFA	✓	Entrelec M6/9EE, lateral mounting	10 x 105	46990	46940	10	100	530
	✓	Entrelec SNK	12 x 105	43196N	43146N	8	400	932

**Material:** Polycarbonate, Halogen Free, self extinguishing class V0: according to UL94; the colour white PC10050WH is EN 45545-2 approved.

**Operating temperature range:** -40°C to +130°C

PC
HF
SF
-40°C
+130°C
EN 45545-2
RoHS COMPLIANT 2011/65/EU

Family	Terminal blocks	Size mm	Type white PC10050WH	Strips per sheet	Quantity	SW code
MG-CPMF-HF	Entrelec M6/9EE, front mounting	7,6 x 105	43091-HF	12	600	552
	Wago Top Job 2001, 2002, 2004, 2006, 2010, 2016	10,7 x 105	43093-HF	10	500	554



Directly on terminal blocks.  
Use the 991611 ribbon to print FLAT Polycarbonate items.

template with PET support ..... page 10  
ribbons ..... page 11  
cross reference chart ..... page 180





# MG-VYB

## Terminal block marker labels

precut, self adhesive

Thin flexible printable strips to fit in the marker locations, for immediate labelling of multiple flush mounts.



**Material:** PVC film; the colours white PVC99008WH and yellow PVC99008YE are UL approved.

**Operating temperature range:** -30°C to +70°C

**Application temperature range:** +10°C to +40°C



Family	Terminal blocks	Size mm	Type		Strips per sheet	Quantity	SW code
			white PVC99008WH	yellow PVC99008YE			
MG-VYB	Printed circuit terminal blocks and other components	4 x 105	16092N	16042N	10	500	556
		10 x 105	16093	16043	10	500	559
	Weidmüller SAK	5,2 x 105	16091	16041	20	1.000	557
	WAGO 260, 261, 262	7 x 105	16090	16040	14	700	558



Directly on terminal blocks.

template with PET support ..... page 10  
 ribbons ..... page 11  
 cross reference chart ..... page 180



# MG-SPM

## Component markers, push in

for the leading brands and types

MG-SPM markers are available in versions to suit the particular clip formats of the most widely used contactors, relays, drives, valves and other panel mounting components.

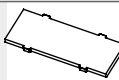


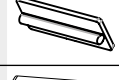



**Material:** Polycarbonate PC10300WH certified EN 45545-2, Halogen Free, Silicon free, self extinguishing class V0: according to UL94.

**Operating temperature range:** -40°C to +130°C

PC
HF
SF
-40°C
+130°C

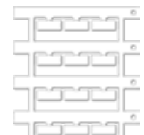


Family	Components	Size mm	Type white PC10300WH	Tags per sheet	Quantity	Template	SW code
MG-SPM-02	 Siemens Sirius, Entrelec AF	7 x 20	43291	12	360	991018	142
MG-SPM-03	 Siemens, Klockner Moeller	9 x 19	32291	12	360	991011	143
MG-SPM-07	 B&R serie X20	3,3 x 12	32690	20	600	991558	145
MG-SPM-09	 Murrelektronik, Balluff	8 x 20	32895	12	360	991004	144
MG-SPM-11	 I/O Beckoff, Wago	7 x 12	32995	24	720	991559	147



**PURCHASE SEPARATELY**  
directly on components with suitable clip in locations.

**SUPPLIED**  
templates and PET supports ..... page 10  
ribbons ..... page 11  
cross reference chart ..... page 180



# MG-PTS

## Push button legends

### precut

Push out the Ø 22.5, 24 or 31 mm blank to locate and secure the legend behind the manual operator head.

Consult us for availability of other colours.

Note: UV resistance may vary between colours.



**Material:** Rigid PVC, self extinguishing class V0: according to UL94; the colours white PVC10050WH and yellow PVC10050YE are UL approved.

**Operating temperature range:** -30°C to +60°C

PVC
SF
-30°C
+60°C
RoHS COMPLIANT 2011/65/EU

Family	Self-adhesive	Size mm	Type					Ø hole mm	Tags per sheet	Quantity	SW code	
			white PVC10050WH	yellow PVC10050YE	grey	red	blue					black
MG-PTS		39 x 30	15092	15042	15082GY	15022		15002	22,5	6	300	1002
		40 x 30	15090	15040	15080GY	15020		15000	22,5	6	300	1000
		50 x 30	15091	15041	15081GY	15021		15001	22,5	6	300	1001
		62 x 60	15094	15044	15084GY	15024	15064	15004	31	4	200	1003
MG-PTSA		39 x 30	15192	15142	15182GY	15122		15102	22,5	6	150	1002
	✓	39 x 30	15297						24	6	150	1007
	✓	40 x 30	15190	15140	15180GY	15120		15100	22,5	6	150	1000
	✓	47 x 45*	15298						35	4	200	1008
	✓	50 x 30	15191	15141	15181GY	15121		15101	22,5	6	150	1001
			15199							24	6	150
	✓	60 x 40	15197		15187GY				31	4	100	1005
	✓	62 x 60	15198					15108	22,5	4	100	1004
✓	62 x 60	15194	15144	15184GY	15124	15164	15104	31	4	100	1003	

for Hubbell-Killark HKB button

**Material:** Polycarbonate, Halogen Free, self extinguishing class V0: according to UL94

**Operating temperature range:** -40°C to +130°C


PC
HF
SF
-40°C
+130°C
RoHS COMPLIANT 2011/65/EU

Family	Self-adhesive	Size mm	Type metallic grey	Ø hole mm	Tags per sheet	Quantity	SW code
MG-PTS-HF		39 x 30	15082-HF	22,5	6	300	1002
		40 x 30	15080-HF	22,5	6	300	1000
		50 x 30	15081-HF	22,5	6	300	1001
		62 x 60	15084-HF	31	4	200	1003
MG-PTSA-HF	✓	39 x 30	15182-HF	22,5	6	150	1002
	✓	40 x 30	15180-HF	22,5	6	150	1000
	✓	50 x 30	15181-HF	22,5	6	150	1001
	✓	62 x 60	15184-HF	31	4	100	1003



direct application to suitable surfaces.  
Use the 991611 ribbon to print FLAT Polycarbonate items.

template with PET support.....page 10  
ribbons .....page 11



# MG-TAP

## Legends 15 mm



precut

MG-TAP legends are particularly versatile for identifying cables, conduit, push buttons, machinery, components, etc.

Consult us for availability of other colours.

Note: UV resistance may vary between colours.

**Material:** Rigid PVC, self extinguishing class V0; according to UL94; the colours white PVC10050WH and yellow PVC10050YE are UL approved.

**Operating temperature range:** -30°C to +60°C




Family	Size mm	Type								Legends per sheet	Quantity	SW code
		white PVC10050WH	yellow PVC10050YE	grey	red	blue	green	Siemens green	black			
MG-TAP	15 x 17	47090N	47040N	47000NGY	47020N	47060N	47050N		47010N	42	1.050	165
	15 x 27	47091N	47041N	47001NGY	47021N	47061N	47051N	47051NSGN	47011N	28	1.400	166
	15 x 32	47098								21	1.050	352
	15 x 43	47198								14	700	353
	15 x 49	47092N	47042N	47002NGY	47022N	47062N	47052N		47012N	14	700	167
	15 x 67	47093	47043	47003GY	47023	47063	47053		47013	14	350	188
	Siemens 3SB3925-0AB											
	17,5 x 27,8	47094		47004GY					47014	24	1.200	175
	Schneider Electric ZBY, Telemecanique ZBZ-32, Omron											
	8,2 x 27	47096	47046	47006GY	47026				47016	44	2.200	807
	Schneider Electric ZBY, Telemecanique ZBZ-33, ZBZ-35, Klöchner Moeller (EATON)											
	18 x 27	47097	47047	47007GY	47027				47017	20	1.000	178
	Allen Bradley											
	6,4 x 27,3	47790		47700GY						56	1.400	715
	16,3 x 27,3	47791		47701GY						24	1.200	716
	Siemens 3SU1900-OAS10-OAA0 with rounded corners											
	17,5 x 27	47794N	47744N	47704NGY						12	600	970
	Entrelec KA1-8120											
15 x 27,7	47795	47745	47705GY						28	1.400	163	



template with PET support.....	page 10
ribbons .....	page 11
legend holders PMT-AC .....	page 130

legend holders PMF-ET.....	page 127
push button legend bases PTP.....	page 138
legend bases PL.....	page 139
legend rails RT-TAP.....	page 142



# MG-TAP

Legends 15 mm, Halogen free

precut

MG-TAP legends are particularly versatile for identifying cables, conduit, push buttons, machinery, components, etc.

Consult us for availability of other colours.

Note: UV resistance may vary between colours.



**Material:** Polycarbonate, Halogen Free, self extinguishing class V0: according to UL94; the colour white PC10050WH is EN 45545-2 approved.

**Operating temperature range:** -40°C to +130°C



Family	Size mm	Type			Legends per sheet	Quantity	SW code	
		white PC10050WH	metallic grey	transparent				
MG-TAP-HF	15 x 17		47000N-HF	990508N	42	1.050	165	
	15 x 27	47091N-HF	47001N-HF	990510N	28	1.400	166	
	15 x 49		47002N-HF	990513N	14	700	167	
	15 x 67	47093-HF	47003-HF	990514	14	350	188	
	Entrelec KAI-8120							
	15 x 27,7		47705-HF			28	1.400	163
	Siemens 3SB3925-0AB							
	17,5 x 27,8		47004-HF	990499		24	1.200	175
	Schneider Electric ZBY, Telemecanique ZBZ-32, Omron							
	8,2 x 27		47006-HF			44	2.200	807
	Schneider Electric ZBY, Telemecanique ZBZ-3, ZBZ-35, ZBY6102, Klöchner Moeller (EATON)							
	18 x 27		47007-HF			20	1.000	178
	Allen Bradley							
	6,4 x 27,3		47700-HF			56	1.400	715
	16,3 x 27,3		47701-HF			24	1.200	716
Siemens 3SU1900-0AS10-0AA0 with rounded corners								
17,5 x 27	47794N-HF	47704N-HF			12	600	970	



Use the 991611 ribbon to print FLAT Polycarbonate items  
 template with PET support..... page 10  
 ribbons ..... page 11  
 legend holders PMT-AC ..... page 130

legend holders PMF-ET..... page 127  
 push button legend bases PTP..... page 138  
 legend bases PL..... page 139  
 legend rails RT-TAP..... page 142





# MG-TAPW

## Legends 9 mm

precut

MG-TAPW legends are used, with legend holders or legend rails, to identify a wide range of cables and components.

Consult us for availability of other colours.

Note: UV resistance may vary between colours.



**Material:** Rigid PVC, self extinguishing class V0: according to UL94; the colours white PVC10050WH and yellow PVC10050YE are UL approved.

**Operating temperature range:** -30°C to +60°C



Family	Component	Size mm	Type				Tags per sheet	Quantity	SW code
			white PVC10050WH	yellow PVC10050YE	blue	green			
MG-TAPW		9 x 12	49092N	49042N			88	2.200	360
		9 x 15	49093N	49043N		49053N	77	1.925	361
		9 x 20	49090N	49040N			55	2.750	362
	Entrelec PEAD, Wago 249-119	9 x 29	49096	49046	49066		30	1.500	363
		9 x 35	49091N	49041N			33	1.650	364
		9 x 50	49094	49044			20	1.000	376
		9 x 70	49095N	49045N		49055N	11	550	378



**Material:** Polycarbonate, Halogen Free, self extinguishing class V0 according to UL94; the colour white PC10050WH is EN 45545-2 approved.

**Operating temperature range:** -40°C to +130°C




Family	Size mm	Type white PC10050WH	Tags per sheet	Quantity	SW code
MG-TAPW-HF	9 x 35	49091N-HF	33	1.650	364
	9 x 50	49094-HF	20	1.000	376



Use the 991611 ribbon to print FLAT Polycarbonate items

template with PET support ..... page 10  
ribbons ..... page 11

legend holders PMF-ET ..... page 127  
legend holders PMT-AC ..... page 130  
legend rails RT-TAPW ..... page 143



# MG-TAR

## Legends

precut

MG-TAR legends are often designed to fit particular components with a suitable clip in or stick on location.

Consult us for availability of other colours.

Note: UV resistance may vary between colours.



**Material:** Rigid PVC, self extinguishing class V0: according to UL94; the colours white PVC10050WH and yellow PVC10050YE are UL approved.

**Operating temperature range:** -30°C to +60°C

PVC 0.3mm SF -30°C +60°C
RoHS COMPLIANT 2011/65/EU

Family	Component	Size mm	Type white	Tags per sheet	Quantity	SW code
MG-TAR	Jung	8 x 55	45089	24	1.200	719

PVC 0.5mm SF -30°C +60°C
UL US RoHS COMPLIANT 2011/65/EU

Family	Component	Size mm	Type				Tags per sheet	Quantity	SW code	
			white PVC10050WH	yellow PVC10050YE	grey	red				blue
MG-TAR		4,6 x 17,5	45398					25	875	797
		6 x 60	45090					16	800	189
	Weidmüller SCHAT7 & M8/30	6,3 x 30	45396					45	2.250	800
	Phoenix Contact KLM-A	6,3 x 44	45394	45344	45384GY	45324	45364	30	750	798
	Weidmüller SCHAT5S, Beckhoff I/O	7,5 x 40	45098	45048				24	1.200	801
	Entrelec SNK LH	8,5 x 30	45490					33	1.650	720
	Wago 249-119	10 x 28,5	45395					27	1.350	350
	Reyrolle ER231	10,4 x 21	45297					50	1.250	351
	CZ Explosion proof 4031/4	12 x 57,5	45392					16	800	708
		14 x 45,5	45390					14	700	718
		14 x 84	45192	45142				6	300	805
	Entrelec PEB	17 x 35	45194	45144				18	900	711
	Weidmüller SCHAT5	17 x 40	45094N	45044N			45064N	18	900	713
		17 x 44	45195	45145				12	600	717
		17 x 140	45491					6	300	839
	CZ Explosion proof 4031/4	17,5 x 36	45391					18	900	709
		26 x 46	45397					8	400	750
		40 x 140	45492					2	100	877



Directly to suitable clip in or stick on locations

template with PET support ..... page 10  
 ribbons ..... page 11



# MG-DOG

## Dog tags

- precut, predrilled with one hole

Dog tags are often loosely attached to equipment where a label cannot be fixed, eg on valves, tappings, couplers or in oil/solvent rich atmospheres.

Consult us for availability of other colours.



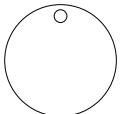
Note: UV resistance may vary between colours.



**Material:** Rigid PVC, self extinguishing class V0 (UL 94); the colours white PVC10050WH and yellow PVC10050YE are UL approved.

**Operating temperature range:** -30°C to +60°C



Family	Size mm	Type				Ø hole mm	Cable tie max. mm	Tags per sheet	Quantity	SW code	
		white PVC10050WH	yellow PVC10050YE	red	green						
MG-DOG	 20 x 20	48203				5	4,8	25	1.250	867	
	 25 x 50	48204	48244			5	4,8	8	400	868	
	 Ø 20		48392	48342	48322	48352	6,5	4,8	12	300	875
			48391	48341			5	4,8	12	300	874
		Ø 35	48300	48340	48320	48380	4	3,6	6	300	870

# MG-DOG





**Material:** Polycarbonate, Halogen Free, self extinguishing class V0: according to UL94; the colours white PC10050WH and yellow PC10050YE are EN 45545-2 approved.

**Operating temperature range:** -40°C to +130°C

**Application temperature range:** +10°C to +40°C



PC
HF
SF
-40°C
+130°C
EN 45545-2
RoHS COMPLIANT 2011/65/EU

Family	Size mm	Type			Ø hole mm	Cable tie max. mm	Tags per sheet	Quantity	SW code
		white PC10050WH	yellow PC10050YE	green					
MG-DOG-HF	 25 x 50	48204-HF			5	4,8	8	400	868
		48397-HF			6,5	4,8	2	100	204
	 Ø 20	48392-HF		48352-HF	6,5	4,8	12	300	875
		Ø 35	48300-HF	48340-HF		4	3,6	6	300

**Material:** SBS Styrene-Butadiene-Styrene, Halogen free, self extinguishing class HB: according to UL94

**Operating temperature range:** -30°C to +70°C

SBS
HF
SF
-30°C
+70°C
RoHS COMPLIANT 2011/65/EU

Family	Size mm	Type white	Ø hole mm	Cable tie max. mm	Tags per sheet	Quantity	SW code
MG-DOG-SBS	 19 x 38	40205-SBS	8	8	8	400	869
	 21 x 39	40206-SBS	12,7	8	8	400	873



Appropriate attachment.  
Use the 991611 ribbon to print FLAT Polycarbonate items

template with PET support ..... page 10  
 ribbons ..... page 11  
 cable ties ..... page 133





# MG-TAA

## Legends self adhesive

precut

MG-TAA legends are often available in the same sizes as MG-TAPW and MG-TAP. Self adhesive, they can be applied to panels, components and equipment.

Consult us for availability of other colours.

Note: UV resistance may vary between colours.




**Material:** Rigid PVC, self extinguishing class V0: according to UL94; the colours white PVC10050WH and yellow PVC10050YE are UL approved.

**Operating temperature range:** -30°C to +60°C



Family	Size mm	Type								Legends per sheet	Quantity	SW code
		white PVC10050WH	yellow PVC10050YE	grey	red	blue	green	Siemens green	black			
MG-TAA	5 x 10	49599	49549							84	2.100	959
	7 x 20 <sup>(1)</sup>	49196	49146	49106GY	49126	49166	49156	49156SGN	49116	60	1.500	179
	7 x 44	49597	49547		49527	49567				28	700	795
	8 x 12	49296	49246	49206GY	49226	49266	49256		49216	96	2.400	723
	8 x 17 <sup>(2)</sup>	49493	49443							72	1.800	724
	8,5 x 30 <sup>(3)</sup>	49498	49448							33	825	720
	9 x 12	49290N	49240N	49400NGY	49220N	49260N	49250N		49210N	88	2.200	960
	9 x 15	49397N	49347N	49307NGY	49327N	49367N	49357N		49317N	77	1.925	961
	9 x 20 <sup>(1)</sup>	49190N	49140N	49100NGY	49120N	49160N	49150N		49110N	55	1.375	962
	9 x 35	49191N	49141N	49101NGY	49121N	49161N	49151N		49111N	33	825	964
	9 x 50	49197	49147	49107GY	49127	49167	49157		49117	20	500	976
	9 x 70	49691	49641							11	275	378
	10 x 105	49199	49149							10	250	530
	12 x 26	49399N		49309NGY					49319N	28	700	862
	15 x 15	49495	49445							49	1.225	183
	15 x 17	49192N	49142N	49102NGY	49122N	49162N	49152N		49112N	42	1050	965
	15 x 27	49193N	49143N	49103NGY	49123N	49163N	49153N		49113N	28	700	966
	15 x 44	49298	49248	49208GY	49228	49268	49258		49218	12	300	854
	15 x 49	49194N	49144N	49304NGY	49124N	49164N	49154N		49104N	14	350	967
	15 x 67	49195	49145	49405GY	49125	49165	49155		49115	14	350	977
17 x 32	49291	49241							18	450	710	
17 x 35 <sup>(4)</sup>	49198	49148	49408GY	49128	49168	49158		49118	18	450	711	
17 x 44	49393	49343	49303GY	49323	49363	49353		49313	12	300	717	
17,5 x 27,8			49404GY						24	600	175	
20 x 40	49292	49242	49202GY	49222	49262	49252		49212	10	250	803	

# MG-TAA




Family	Size mm	Type								Legends per sheet	Quantity	SW code
		white PVC10050WH	yellow PVC10050YE	grey	red	blue	green	Siemens green	black			
MG-TAA	20 x 48	49293	49243	49203GY	49223	49263	49253		49213	10	250	850
	20 x 72	49294	49244	49504GY	49224	49264	49254		49204	5	125	851
	20 x 96	49295	49245	49205GY	49225	49265	49255		49215	5	125	852
	21 x 21	49398N	49348N	49308NGY					49318N	25	625	956
	25 x 32	49595								12	300	847
	25 x 35	49596								12	300	848
	26 x 26	49390N		49300NGY		49360N			49310N	9	225	953
	Schneider Télémecanique ZBZ-33, ZBZ-35											
	18 x 27	49396	49346	49306GY		49366			49316	20	500	178
	Siemens 3SU1900-0AH10-0AA, Siemens 3SU1900-0AP10-0AA0 with rounded corners											
	17,5 x 27	49598N	49548N	49508NGY					49158N	12	300	970
	Siemens 3SB3923-0AV, Siemens 3SB3943-0AX with rounded corners											
	12,5 x 27	49399		49309GY					49319	15	375	865
	22 x 22	49398	49348	49308GY					49318	12	300	866
27 x 27	49390		49300GY		49360			49310	9	225	863	

- <sup>(1)</sup> Application: Siemens Sirius
- <sup>(2)</sup> Application: Schneider Electric
- <sup>(3)</sup> Application: ABB SNK LH
- <sup>(4)</sup> Application: ABB SNK LH-R1

**Material:** Polycarbonate, Halogen Free, self extinguishing class V0: according to UL94; the colour white PC10050WH is EN45545-2 approved.

**Operating temperature range:** -40°C to +130°C




Family	Size mm	Type white PC10050WH	Legends per sheet	Quantity	SW code
MG-TAA-HF	9 x 20	49190N-HF	55	1.375	962
	9 x 50	49197-HF	20	500	976
	15 x 27	49193N-HF	28	700	966
	20 x 48	49293-HF	10	250	850



Directly on suitable surfaces.  
Use the 991611 ribbon to print FLAT Polycarbonate items

template MG2-PLT with PET support MG2-TLT ..... page 10  
ribbons ..... page 11



# MG-VYT

## Labels

self adhesive, precut

Dielectric PVC film labels used for internal and external marking.

Consult us for availability of other colours.

Note: UV resistance may vary between colours.



**Material:** PVC film; the colours white PVC99008WH, yellow PVC99008YE and metallic grey PVC99008GY are UL approved.


**Operating temperature range:** -30°C to +70°C

**Application temperature range:** +10°C to +40°C



Family	Size mm	Type											Labels per sheet	Quantity	SW code
		white PVC99008WH	yellow PVC99008YE	metallic grey PVC99008GY	red	orange	blue	green	light green	violet	black	transparent			
MG-VYT	5 x 12 <sup>(1)</sup>	46927	46427	46827									120	6.000	199
	5 x 25	46956											60	3.000	601
	5 x 52	46958	46458										20	1.000	602
	6 x 15	46915	46415	46815	46215		46615	46515	46515LG	46715	46115		105	5.250	181
	7 x 10	44891	44841	46891									120	6.000	191
	7 x 15	46928	46428	46828									60	3.000	182
	7 x 20 <sup>(2)</sup>	46935	46435										60	3.000	190
	8 x 12	46918	46418	46818									96	4.800	192
	8 x 17 <sup>(3)</sup>	46923	46423	46823									72	3.600	194
	8 x 21	46924	46424	46824									60	3.000	196
	9 x 12	46914	46414	46814									80	4.000	160
	9 x 15	44895	44845	46895									70	3.500	161
	9 x 20 <sup>(2)</sup>	44896N	44846N	46896N	46296N		46696N	46596N	46596NLG	46796N	46196N		55	2.750	162
	9 x 35	46910N	46410N	46810N									33	1.650	164
	15 x 15	46934	46434	46834									49	2.450	183
	15 x 17	46932N	46432N	46832N									42	2.100	185
	15 x 27	46921N	46421N	46821N								46021N	28	1.400	186
	15 x 49	46933N	46433N	46833N									14	700	187
20 x 35		46444										15	750	607	

# MG-VYT



THERMAL TRANSFER FOR SHEET MEDIA



Family	Size mm	Type											Labels per sheet	Quantity	SW code
		white PVC99008WH	yellow PVC99008YE	metallic grey PVC99008GY	red	orange	blue	green	light green	violet	black	transparent			
MG-VYT	20 x 62	46954	46454										10	500	615
	25 x 25	46931	46431	46831									16	800	611
	25 x 50	46925	46425	46825									8	400	612
	25 x 80	46926	46426	46826									4	200	613
	25 x 100	46938	46438										4	200	614
	32 x 58	46939	46439	46839	46239		46639	46539	46539LG	46739	46139		3	150	621
	42 x 78	46922	46422	46822									2	100	622
	50 x 50	46929	46429	46829								46029	4	200	623
	52 x 107	46911	46411	46811	46211	46311	46611	46511	46511LG	46711	46111	46011	2	100	624
	62 x 88	46941	46441	46841									1	50	625
	105 x 110	46913	46413	46813	46213								1	50	627
	110 x 140	46942	46442	46842									1	50	273

(1) Component: Allen Bradley  
 (2) Component: Siemens  
 (3) Component: Telemecanique



Directly on suitable surfaces

template with PET support ..... page 10  
 ribbons ..... page 11



# MG-PYT

## Labels

self adhesive, pre-cut

Polyester film self adhesive labels, suitable for marking components, with better resistance to high temperatures, temperature variations and shrinkage than PVC versions.

Note: Metallic grey has limited resistance to UV.



**Material:** Polyester film; the colours white PET99005WH and metallic grey PET99005GY are UL approved

**Operating temperature range:** -40°C to +130°C

**Application temperature range:** +10°C to +40°C



Component	Size mm	Type		Labels per sheet	Quantity	SW code
		white PET99005WH	metallic grey PET99005GY			
	6 x 15	47916	47816	105	5.250	181
	7 x 10	47191	47181	120	6.000	191
Siemens	7 x 20	47920	47820	60	3.000	190
	9 x 15	47195	47185	70	3.500	161
Siemens	9 x 20	47196N	47186N	55	2.750	162
	25 x 50	47918	47818	8	400	612
	32 x 58	47922	47822	3	150	621
	42 x 78	47927	47827	2	100	622
	52 x 107	47914	47814	2	100	624
	62 x 88	47921	47821	1	50	625
	75 x 120	47915	47815	1	50	626
	105 x 110	47913	47813	1	50	627



Directly on suitable surfaces

template with PET support ..... page 10  
 ribbons ..... page 11





# MG-VCT

## Labels

*self adhesive, precut*

Dielectric labels with permanent adhesive backing and increased resistance to ageing.

Their flexibility and strength make them particularly suitable for marking curved surfaces.



**Material:** Cotton fabric coated with Acrylic

**Operating temperature range:** -40°C to +150°C

**Application temperature range:** +10°C to +40°C



Size mm	Type		Labels per sheet	Quantity	SW code
	white	yellow			
6 x 15	48090	48040	105	5.250	181
7 x 10	48091	48041	120	6.000	191
9 x 12		48014	80	4.000	160
9 x 15	48095	48045	70	3.500	161
9 x 20	48096N	48046N	55	2.750	162
11 x 38	48097	48047	27	1.350	184



Directly on suitable surfaces.

template with PET support ..... page 10  
ribbons ..... page 11



# MG-PLC

## PLC legends

### precut

Legends replace the strips supplied with the devices and automatically print at the correct spacing.

Consult us for availability of other colours.

Note: UV resistance may vary between colours.



**Material:** Polycarbonate, Halogen Free, self extinguishing class V0: according to UL94.

**Operating temperature range:** -40°C to +130°C



Family	Component	Size mm	Type				Legends per sheet	Quantity	SW code
			white	yellow	Siemens green	grey			
MG-PLC-HF	I/O Siemens SIMATIC ET 200S	12,7 x 50	71092-HF	71042-HF	71052-HF	71002-HF	14	140	885
	PLC Siemens SIMATIC ET 200SP	12,7 x 31	71098-HF	71048-HF	71058-HF	71008-HF	21	210	900
	PLC Siemens SIMATIC S7-1500 KOMPAKT	12,7 x 109	71099-HF	71049-HF	71059-HF	71009-HF	8	80	897
	PLC Siemens SIMATIC S7-300	17,5 x 103,5	71090-HF	71040-HF	71050-HF	71000-HF	6	60	882
		22 x 38	71097-HF	71047-HF			10	100	904
		22,75 x 103,5	71091-HF	71041-HF	71051-HF	71001-HF	4	40	883
	PLC Siemens SIMATIC S7-1500	22,75 x 109	71096-HF	71046-HF	71056-HF		4	40	896
	PLC Siemens SIMATIC S7 Profisafe 6ES7	25,6 x 50	71094-HF	71044-HF	71054-HF		8	80	895
	PLC Siemens SIMATIC	52 x 80			71053-HF		2	20	899



# MG-PLC

THERMAL TRANSFER FOR SHEET MEDIA



**Material:** SBS Styrene-Butadiene-Styrene, Halogen free, self extinguishing class HB: according to UL94

**Operating temperature range:** -30°C to +70°C

SBS
0.5mm
HF
SF
-30°C
+70°C



Family	Component	Size mm	Type white	Legends per sheet	Quantity	SW code
MG-PLC-SBS	PLC Siemens SIMATIC ET 200SP	10 x 15	71190-SBS	9	90	1201



Direct application to PLCs.  
Use the 991611 ribbon to print FLAT Polycarbonate items

template with PET support ..... page 10  
ribbons ..... page 11



# MG-SAT

## Security labels

ultra destructible and anti tamper film, precut

**MG-SAT-V** "Void" anti tamper film: when removed, leaves the word "Void" on the surface, as evidence of its removal.

**MG-SAT-C** "Checker-board" anti tamper film: when removed, leaves behind a checker-board imprint on the surface, as evidence of its removal.

**MG-SAT-D** Ultra destructible film: when removed, allowing two hours after application, this film will break up into very small fragments to prevent replacement.



### MG-SAT-V

**Material:** matt Polyester film

**Operating temperature range:** -40°C to +140°C

PET SF 40°C 140°C



Family	VOID	Size mm	Type white	Tags per sheet	Quantity	SW code
MG-SAT-V		20 x 62	29004	10	500	615
		24 x 38	29001	6	300	270
		37 x 74	29002	2	100	271
		52 x 105	29003	2	100	272

### MG-SAT-C

**Material:** matt Polyester film

**Operating temperature range:** -40°C to +140°C

PET SF 40°C 140°C



Family	CHECKER BOARD	Size mm	Type metallic grey	Tags per sheet	Quantity	SW code
MG-SAT-C		9 x 15	29806	70	3.500	161
		15 x 49	29807	14	700	187
		24 x 38	29801	6	300	270
		37 x 74	29802	2	100	271
		52 x 105	29803	2	100	272
		110 x 140	29804	1	50	273

### MG-SAT-D

**Material:** film PE-HD

**Operating temperature range:** -30°C to +80°C

PEHD SF 30°C 80°C



Family	ULTRADESTRUCTIBLE	Size mm	Type white	Tags per sheet	Quantity	SW code
MG-SAT-D		9 x 15	29906	70	3.500	161
		15 x 49	29907	14	700	187
		24 x 38	29901	6	300	270
		37 x 74	29902	2	100	271
		52 x 105	29903	2	100	272



Directly on suitable surfaces.

template with PET support..... page 10  
ribbons ..... page 11





# MG-17.5

## Modular legends

precut

The MG-17.5-R series comprises legends designed for use with modular components.

Consult us for availability of other colours.

Note: UV resistance may vary between colours.



**Material:** Rigid PVC, self extinguishing class V0: according to UL94; the colours white PVC10050WH and yellow PVC10050YE are UL approved.

**Operating temperature range:** -30°C to +60°C

**Application temperature range:** +10°C to +40°C



Family	Component	N° of modules	Size mm	Type						Tags per sheet	Quantity	SW code
				white PVC10050WH	yellow PVC10050YE	grey	red	blue	black			
MG-17.5-R	Gewiss	6	10 x 105	990948						10	500	530
	Bticino	6	12 x 105	990788N						8	400	332
	Merlin Gerin	1	15 x 17,5	990768N	990769N	990785NGY	990863N		990862N	42	1.050	321
		2	15 x 35	990766N	990767N	990784NGY	990865N		990864N	21	1.050	322
		3	15 x 52,5	990764N	990765N	990783NGY	990908N		990907N	14	700	323
		4	15 x 70	990762	990763	990782GY	990912		990911	6	300	324
		5	15 x 87,5	990755	990761	990781GY				6	300	325
		6	15 x 107,5	990798N	990799N	990809NGY	990846	990847		7	350	329
		1	25 x 18	990889	990895		990900		990914	24	1.200	335
	Merlin Gerin	1½	25 x 27	990891	990892		990897		990915	16	800	334
	Merlin Gerin	2	25 x 36	990888	990894		990899		990916	12	600	336
	Merlin Gerin	3	25 x 50	990887	990893		990898		990917	8	400	337
	Merlin Gerin	4	25 x 70	990890	990896		990901		990918	4	200	338
		1	37,5 x 17,5	990950	990951		990952		990953	18	900	345
		8	15 x 140	990883	990884					7	350	331

**Material:** Polycarbonate, Halogen Free, self extinguishing class V0: according to UL94.

**Operating temperature range:** -40°C to +130°C



Family	N° of modules	Size mm	Type metallic grey	Tags per sheet	Quantity	SW code
MG-17.5-R-HF	1	15 x 17,5	990785N-HF	42	1.050	321
	2	15 x 35	990784N-HF	21	1.050	322
	3	15 x 52,5	990783N-HF	14	700	323
	4	15 x 70	990782-HF	6	300	324
	5	15 x 87,5	990781-HF	6	300	325
	6	15 x 107,5	990809N-HF	7	350	329



Use the modular legend for Merlin Gerin directly on the components or with self adhesive modular backing strips.  
Use the 991611 ribbon to print FLAT Polycarbonate items.

template with PET support ..... page 10  
ribbons ..... page 11  
legend rails RT-TAP ..... page 142





# MG-17.5

## Modular legends

self adhesive, precut

The MG-17.5-A series comprises self adhesive legends designed for use with modular components.

Consult us for availability of other colours.

Note: UV resistance may vary between colours.



**Material:** Rigid PVC, self extinguishing class V0: according to UL94; the colours white PVC10050WH and yellow PVC10050YE are UL approved.

**Operating temperature range:** -30°C to +60°C

**Application temperature range:** +10°C to +40°C



Family	N° of modules	Size mm	Type							Tags per sheet	Quantity	SW code
			white PVC10050WH	yellow PVC10050YE	grey	red	blue	green	black			
MG-17.5-A	2	15 x 35	990753N	990820N	990822NGY	990923N	990963N	990954N	990913N	21	525	922
	6	15 x 107,5	990824	990826	990827NGY	990929	990926	990925	990833N	7	175	929
	6	20 x 107,5	990972							5	125	946
	1	25 x 18	990869	990878		990905			990919	24	600	935
	1½	25 x 27	990871	990872		990902			990920	16	400	934
	2	25 x 36	990868	990877		990904	990970		990921	12	300	936
	3	25 x 50	990867	990873		990903			990922	8	200	937
	4	25 x 70	990870	990879		990906			990924	4	100	938
	8	15 x 140	990880	990881						7	175	931

**Material:** Polycarbonate, Halogen Free, self extinguishing class V0: according to UL94

**Operating temperature range:** -40°C to +130°C



Family	N° of modules	Size mm	Type		Tags per sheet	Quantity	SW code
			white	metallic grey			
MG-17.5-A-HF	2	15 x 35		990822N-HF	21	525	922
	6	15 x 107,5		990827N-HF	7	175	929
	6	20 x 107,5	990972-HF		5	125	946
	8	15 x 140		990882-HF	7	175	931



Merlin Gerin modular tags can be used directly on rails or vinyl adhesive base strips.  
Directly on the panel.  
Use the 991611 ribbon to print FLAT Polycarbonate items.

template with PET support..... page 10  
ribbons ..... page 11




# MG-17.5

## Modular labels

15 mm, self adhesive, precut

The MG-17.5 series comprises labels designed for use with modular components.

Consult us for availability of other colours. Note: UV resistance may vary between colours.



### MG-17.5-VY

**Material:** PVC film; the colours white PVC99008WH and yellow PVC99008YE are UL approved.

**Operating temperature range:** -30°C to +70°C

**Application temperature range:** +10°C to +40°C



Family	N° of modules	Size mm	Type		Labels per sheet	Quantity	SW code
			white PVC99008WH	yellow PVC99008YE			
MG-17.5-VY	6	15 x 107,5	990746N	990747N	7	350	570

### MG-17.5-PY

Metallic grey labels are used indoor.

**Material:** Polyester film: the colours white PET99005WH and metallic grey PET99005GY are UL approved.

**Operating temperature range:** -40°C to +130°C

**Application temperature range:** +10°C to +40°C



Family	N° of modules	Size mm	Type		Labels per sheet	Quantity	SW code
			white PET99005WH	metallic grey PET99005GY			
MG-17.5-PY	6	15 x 107,5	990777N	990779N	7	350	570
	8	15 x 140	990931		7	350	931



Directly on the panel or with modular backing strips in PVC.

template with PET support .....	page 10
ribbons .....	page 11
modular backing strips .....	page 44




# MG-17.5

## Modular backing strips

15 mm, precut

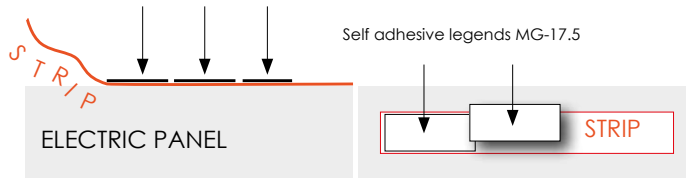
The backing strips are ideal for modular components to achieve a perfect alignment of MG-17.5 legends in up to 430 mm long strips, to be applied directly on the panel or in mounting rails.



**Material:** PVC film

**Operating temperature range:** -30°C to +70°C

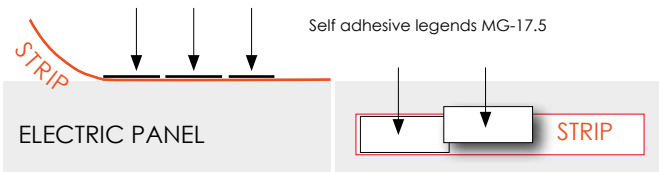
**Application temperature range:** +10°C to +40°C



PVC 0.1mm SF -30°C +70°C



self adhesive	Size mm	Type		Thickness mm	Quantity
		white	yellow		
✓	15 x 430	990752	990756	0,1	10



**Material:** Rigid PVC, self extinguishing class V0: according to UL94

**Operating temperature range:** -30°C to +60°C

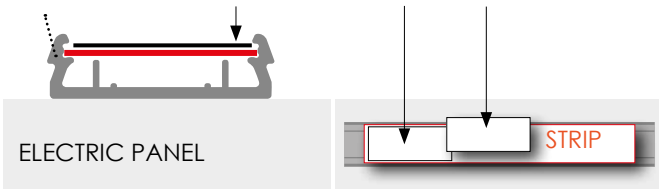
**Application temperature range:** +10°C to +40°C

PVC 0.7mm SF -30°C +60°C



self adhesive	Size mm	Type		Thickness mm	Quantity
		white	yellow		
✓	15 x 430	990759	990760	0,7	10

Self adhesive rail RTA-TAP Self adhesive labels MG-17.5



**Material:** Rigid PVC, self extinguishing class V0: according to UL94

**Operating temperature range:** -30°C to +60°C

**Application temperature range:** +10°C to +40°C

PVC 0.5mm SF -30°C +60°C




Size mm	Type		Thickness mm	Quantity
	white	yellow		
15 x 430	990757	990758	0,5	10



Directly on the panel.

modular legends MG-17.5..... page 41  
 modular labels MG-17.5 ..... page 43  
 rails RT-TAP ..... page 142



Customisable panel plates

GMCK

Print legend & rating plates with full colour logos.

- more time-efficient, cost-effective and adaptable than having plates printed by external suppliers
- matched aesthetic qualities of all printed labels, markers & legends
- provides complete inhouse control of all identification & labelling functions

Free system lifetime support & training is just a call or click away.


To request a quote complete the form on page 190 or download the pdf version from our website.



Relevant performance standards

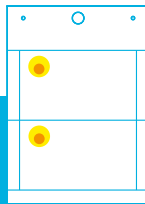
resistance to UV: **UNI EN ISO 4892-2**

indelibility of print: **CEI 16-7, CEI 23-11 / CEI EN 61058-1, CEI EN 61010-1 / VDE 0411-1, CEI EN 61439-1: 2010-01**




WE PRE-PRINT...

**YOUR FULL  
COLOUR  
LOGO**




...YOU ADD DATA  
WITH  
OUR GENIUS PRINTERS  
IN SECONDS...



RESULT A HIGH  
QUALITY PRINTED  
LEGEND OR RATING  
PLATE!



DOWNLOAD  
COMPLETE  
AND SEND



# MG-VRT-R

## Panel plates rivet fixing

customisable

MG-VRT-R rigid PVC panel plates are used to create name plates, rating plates, data plates using company logos, technical data, serial numbers, EC certification, etc.

Transparent Polycarbonate covers can be used for increased durability.

Consult us for availability of other colours and transparent versions.

Note: UV resistance may vary between colours.



**Material:** Rigid PVC, self extinguishing class V0 according to UL94; the colours white PVC10050WH and yellow PVC10050YE are UL approved.

**Operating temperature range:** -30°C to +60°C



Family	Size mm	Type						Cover	Tags per sheet	Quantity	SW code
		white PVC10050WH	yellow PVC10050YE	grey	red	green	black				
MG-VRT-R	25 x 80	48908	48408						4	200	861
	25 x 100	48905	48405						4	200	205
	25 x 140	48946							4	100	824
	30 x 70	48929							3	150	820
	32 x 58	48900N	48400N	48700NGY				47590	6	300	200
	35 x 100	48917	48417	48717GY	48217				3	75	810
	42 x 78	48901	48401	48701GY				47591	2	100	202
	50 x 50	48918	48418		48218		48118		4	200	858
	50 x 100	48997			48297		48197		2	50	844
	52 x 107	48903	48403	48703GY	48223		48103	47592	2	100	204
	60 x 100	48941						47596	1	50	821
	62 x 88	48902	48402	48702GY				47594	1	50	203
	92 x 118	48913	48413	48713GY	48213	48513	48113	47593	1	50	813
	102 x 138	48928	48428	48728GY	48228		48128	47595	1	50	207
	105 x 110	48904		48704GY					1	50	859



Directly on suitable surfaces.

template with PET support ..... page 10  
 ribbons ..... page 11  
 transparent cover CPT ..... page 141





# MG-VRT-R

Panel plates rivet fixing, Halogen free

customisable

MG-VRT-R Polycarbonate panel plates are used to create name plates, rating plates, data plates using company logos, technical data, serial numbers, EC certification, etc.

Transparent Polycarbonate covers can be used for increased durability.

Consult us for availability of other colours and transparent versions.

Note: UV resistance may vary between colours.



**Material:** Polycarbonate, Halogen Free, self extinguishing class V0 according to UL94; the colour white PC10050WH is EN 45545-2 approved.

**Operating temperature range:** -40°C to +130°C

PC
FLAT
HF
SF
40°C
130°C
EN 45545-2
RoHS COMPLIANT 2011/65/EU

Family	Size mm	Type			Cover	Tags per sheet	Quantity	SW code
		white PC10050WH	matt white	metallic grey				
MG-VRT-R-HF	32 x 58	48900N-HF		48700N-HF	47590	6	300	200
	35 x 100	48917-HF		48717-HF		3	75	810
	42 x 78	48901-HF		48701-HF	47591	2	100	202
	50 x 50	48918-HF		48718-HF		4	200	858
	52 x 107	48903-HF		48703-HF	47592	2	100	204
	62 x 88	48902-HF		48702-HF	47594	1	50	203
	75 x 120	48944-HF				1	50	815
	92 x 118	48913-HF		48713-HF	47593	1	50	813
	102 x 138	48928-HF	489280P-HF	48728-HF	47595	1	50	207



Directly on suitable surfaces.  
Use the 991611 ribbon to print FLAT Polycarbonate items.

template with PET support ..... page 10  
ribbons ..... page 11  
transparent cover CPT ..... page 141



# MG-VRT-RH

## Panel plates rivet fixing with holes

customisable

MG-VRT-RH rigid PVC panel plates are used to create name plates, rating plates, data plates using company logos, technical data, serial numbers, EC certification, etc. Transparent Polycarbonate covers can be used for increased durability.

Consult us for availability of other colours and transparent versions.

Note: UV resistance may vary between colours.



**Material:** Rigid PVC, self extinguishing class V0 according to UL94; the colours white PVC10050WH and yellow PVC10050YE are UL approved.

**Operating temperature range:** -30°C to +60°C



Family	Size mm	Type					No. Holes	Tags per sheet	Quantity	SW code
		white PVC10050WH	yellow PVC10050YE	grey	red	blue				
MG-VRT-RH	15 x 35	49906				49916	2	21	1,050	837
	15 x 52	48924				48129	2	14	350	831
	15 x 80	48938	48438			48138	2	7	175	828
	25 x 50	48906	48406	48806GY		48606	2	8	200	860
	25 x 75	48907	48407				2	4	100	809
	25 x 80	48931					2	4	100	832
	25 x 100	48914	48414				2	4	200	206
	29 x 140	48932					2	3	75	834
	35 x 50	48930					2	6	150	833
	35 x 80	48937	48437		48237	48637	2	3	75	827
	35 x 100	48909	48409				2	3	75	818
	35 x 142	48923					2	3	150	835
	50 x 100	48911	48411	48811GY			4	2	50	811
	50 x 140	48919					4	2	50	872
	60 x 100	48927					4	2	50	842
	75 x 120	48915	48415		48215	48115	4	1	50	816
	82 x 142	48921	48421				4	1	50	836
105 x 110	48912	48412	48712GY			4	1	25	859	



Directly on suitable surfaces.

template with PET support ..... page 10  
ribbons ..... page 11



# MG-VRT-RH

Panel plates rivet fixing with holes, Halogen free

customisable

MG-VRT-RH Polycarbonate panel plates are used to create name plates, rating plates, data plates using company logos, technical data, serial numbers, EC certification, etc. Transparent Polycarbonate covers can be used for increased durability.

Consult us for availability of other colours and transparent versions.

Note: UV resistance may vary between colours.



**Material:** Polycarbonate, Halogen Free, self extinguishing class V0: according to UL94; the colour white PC10050WH is EN 45545-2 approved.

**Operating temperature range:** -40°C to +130°C

PC HF SF 40°C 130°C



Family	Size mm	Type			No. Holes	Tags per sheet	Quantity	SW code
		white PC10050WH	mat white	metallic grey				
MG-VRT-RH-HF	15 x 52	48924-HF			2	14	350	831
	15 x 80	48938-HF	489380P-HF		2	7	175	828
	25 x 50			48806-HF	2	8	200	860
	25 x 75	48907-HF			2	4	100	809
	25 x 80	48931-HF			2	4	100	832
	29 x 140	48932-HF			2	3	75	834
	35 x 50	48930-HF			2	6	150	833
	35 x 142	48923-HF			2	3	150	835
	50 x 100			48811-HF	4	2	50	811
	50 x 140	48919-HF			4	2	50	872
	75 x 120	48915-HF		48815-HF	4	2	50	816
	105 x 110			48712-HF	4	1	25	859

**Material:** SBS Styrene-Butadiene-Styrene, Halogen free, self extinguishing class HB: according to UL94

**Operating temperature range:** -30°C to +70°C

SBS HF SF 30°C 70°C



Family	Size mm	Type		No. Holes	Tags per sheet	Quantity	SW code
		white	yellow				
MG-VRT-RH-SBS	50 x 100	48911-SBS	48411-SBS	4	2	50	811



Directly on suitable surfaces.  
Use the 991611 ribbon to print FLAT Polycarbonate items.

template with PET support.....page 10  
ribbons .....page 11



# MG-VRT-A

Panel plates self adhesive

customisable

MG-VRT-A rigid PVC self adhesive panel plates are used to create name plates, rating plates, data plates using company logos, technical data, serial numbers, EC certification, etc. Transparent Polycarbonate covers can be used for increased durability.

Consult us for availability of other colours and transparent versions.

Note: UV resistance may vary between colours.



**Material:** Rigid PVC, self extinguishing class V0: according to UL94; the colours white PVC10050WH and yellow PVC10050YE are UL approved.

**Operating temperature range:** -30°C to +60°C

**Application temperature range:** +10°C to +40°C

PVC
SF
-30°C
+60°C
RoHS COMPLIANT 2011/65/EU

Family	Size mm	Type							Cover	Tags per sheet	Quantity	SW code	
		white PVC10050WH	yellow PVC10050YE	grey	red	blue	green	black					
MG-VRT-A	15 x 102					88655				7	175	829	
	20 x 127	88973								5	125	826	
	25 x 50	88916	88416	88716GY	88216	88616	88516	88116		8	200	853	
	25 x 80	88908	88408	88708GY	88208	88608		88108		4	100	861	
	25 x 100	88905	88405		88205	88605		88005		4	100	205	
	25 x 140	88946	88446							4	100	824	
	32 x 58	88900N	88400N	88700NGY	88200N	88600N		88000N	47590	6	150	200	
	35 x 75	88945	88445	88745GY						3	75	825	
	35 x 100	88917	88417	88717GY	88217	88617	88517	88007		3	75	810	
	40 x 138	88935		88735GY	88235				88135		2	50	822
	42 x 78	88901	88401	88701GY	88201	88601		88101	47591	2	50	202	
	50 x 50	88918	88418						88118		4	100	858
	52 x 107	88903	88403	88703GY	88203	88603			88103	47592	2	50	204
	57 x 82,5	88971		88771GY							2	50	841
	60 x 100	88962		88762GY							2	50	821
	62 x 88	88902	88402	88702GY						47594	1	25	203
	65 x 122	88963									1	25	845
	90 x 140	88964									1	25	846
	92 x 118	88913	88413	88713GY	88213	88613			88113	47593	1	25	813
	102 x 138	88928	88428	88728GY	88228	88628			88128	47595	1	25	207
105 x 110	88904	88404	88704GY	88204						1	25	812	



Directly on suitable surfaces.

template with PET support ..... page 10  
 ribbons ..... page 11  
 transparent cover CPT ..... page 141



# MG-VRT-A

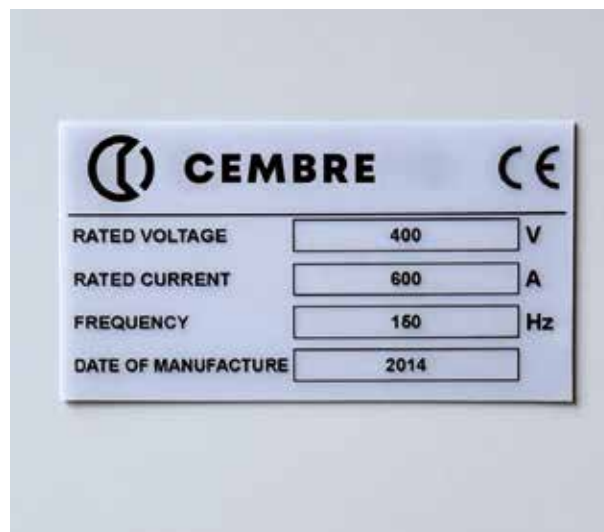
Panel plates self adhesive, Halogen free

customisable

MG-VRT-A Polycarbonate self adhesive panel plates are used to create name plates, rating plates, data plates using company logos, technical data, serial numbers, EC certification, etc. Transparent Polycarbonate covers can be used for increased durability.

Consult us for availability of other colours and transparent versions.

Note: UV resistance may vary between colours.



**Material:** Polycarbonate, Halogen Free, self extinguishing class V0: according to UL94

**Operating temperature range:** -40°C to +120°C

**Application temperature range:** +10°C to +40°C



Family	Size mm	Type		Cover	Tags per sheet	Quantity	SW code
		white	metallic grey				
MG-VRT-A-HF	20 x 110		88765-HF		5	125	779
	25 x 50		88716-HF		8	200	853
	25 x 80	88908-HF	88708-HF		4	100	861
	32 x 58		88700N-HF	47590	6	150	200
	35 x 100		88717-HF		3	75	810
	40 x 138		88735-HF		2	50	822
	42 x 78	88901-HF	88701-HF	47591	2	50	202
	50 x 100		88769-HF		2	50	811
	52 x 107	88903-HF	88703-HF	47592	2	50	204
	57 x 87,5		88771-HF		2	50	841
	60 x 100		88762-HF		2	50	821
	62 x 88		88702-HF	47594	1	25	203
	92 x 118		88713-HF	47593	1	25	813
	100 x 140		88777-HF	47595	1	25	838
	102 x 138	88928-HF	88728-HF	47595	1	25	207
105 x 110	88904-HF	88704-HF		1	25	812	



Directly on suitable surfaces.  
Use the 991611 ribbon to print FLAT Polycarbonate items.

template with PET support ..... page 10  
ribbons ..... page 11  
transparent cover CPT ..... page 141





# MG-VRT-AH

Panel plates self adhesive with holes

customisable

MG-VRT-AH rigid PVC self adhesive panel plates are used to create name plates, rating plates, data plates using company logos, technical data, serial numbers, EC certification, etc. Transparent polycarbonate covers can be used for increased durability.

Consult us for availability of other colours.

Note: UV resistance may vary between colours.



**Material:** Rigid PVC, self extinguishing class V0: according to UL94; the colours white PVC10050WH and yellow PVC10050YE are UL approved.

**Operating temperature range:** -30°C to +60°C

**Application temperature range:** +10°C to +40°C



Family	Size mm	Type					No. Holes	Tags per sheet	Quantity	SW code
		white PVC10050WH	yellow PVC10050YE	grey	red	blue				
MG-VRT-AH	15 x 52	88940					2	14	350	831
	20 x 40	88920	88420	88720GY			2	10	250	864
	25 x 50	88906	88406				2	8	200	860
	25 x 75	88907	88407		88207		2	4	100	809
	25 x 80	88942					2	4	100	832
	25 x 100	88914	88414		88214		2	4	100	206
	25 x 140	88927	88427				2	4	100	871
	29 x 140	88943					2	3	75	834
	30 x 115	88967	88467				2	3	75	780
	35 x 50	88941					2	6	150	833
	35 x 75	88929					2	3	75	817
	35 x 85	88944	88444				2	3	75	823
	35 x 100	88909	88409				2	3	75	818
	35 x 100	88910	88410				4	3	75	818
	35 x 142	88939					2	3	75	835
	40 x 150	88968	88468				2	2	50	781
	42 x 78	88922	88422				2	2	50	819
	50 x 100	88911	88411		88211		4	2	50	811
	50 x 140	88919				88619	4	2	50	872
	50 x 150	88956					4	2	50	843
75 x 120	88915	88415				4	1	25	816	
82 x 142	88938					4	1	25	836	
102 x 138				88237	88637	4	1	25	208	
105 x 110	88912	88412	88712GY			4	1	25	859	



Directly on suitable surfaces.

template with PET support ..... page 10  
ribbons ..... page 11



# MG-VRT-AH

## Panel plates self adhesive with holes

customisable

MG-VRT-AH Polycarbonate self adhesive panel plates are used to create name plates, rating plates, data plates using company logos, technical data, serial numbers, EC certification, etc. Transparent polycarbonate covers can be used for increased durability.

Consult us for availability of other colours.

Note: UV resistance may vary between colours.



**Material:** Polycarbonate, Halogen Free, self extinguishing class V0: according to UL94

**Operating temperature range:** -40°C to +120°C

**Application temperature range:** +10°C to +40°C

PC
HF
SF
40°C
120°C
RoHS COMPLIANT 2011/65/EU

Family	Size mm	Type		No. Holes	Tags per sheet	Quantity	SW code
		yellow	metallic grey				
MG-VRT-AH-HF	20 x 40		88720-HF	2	10	250	864
	50 x 100		88711-HF	4	2	50	811
	75 x 120	88415-HF	88715-HF	4	1	25	816
	105 x 110		88712-HF	4	1	25	859



Directly on suitable surfaces.  
Use the 991611 ribbon to print FLAT Polycarbonate items.

template with PET support ..... page 10  
ribbons ..... page 11



# MG-SIGNS

## Panel legends

*precut*

The MG-SIGNS legends is used for in-house production of warning, hazard, prohibition and mandatory signs from pictogram provided in the library of GENIUSPRO software.

A highly versatile system for rapidly and accurately producing signs in all languages, on a one-off basis if required.



**Material:** Rigid PVC, self extinguishing class V0: according to UL94; the colour white PVC10050WH is UL approved.

**Operating temperature range:** -30°C to +60°C

**Application temperature range:** +10°C to +40°C




Family	Shape	Self adhesive	Size mm	Type			Ø mm Holes	Tags per sheet	Quantity	SW code	
				white PVC10050WH	yellow	red					
MG-SIGNS-R			40		991120			4	200	243	
			37 x 74	991052	991125	990987		2	100	271	
			52 x 105		991126			2	100	272	
					991050			22.5	2	50	252
				Ø 62		991121		22,5	2	50	252
						991122		30	2	50	265
				Ø 90	991051			22.5	1	50	263
						991123		22,5	1	50	263
MG-SIGNS-A		✓	40		991141			4	200	243	
		✓	100		991142			1	50	262	
		✓	Ø 40	990927	991140	990858		4	200	250	
		✓	Ø 100	990705				1	50	253	
		✓	37 x 74		991143	990986		2	100	271	
		✓	40 x 80		991144			3	75	274	
		✓	52 x 105		991145			2	100	272	



Directly on suitable surfaces.

template with PET support..... page 10  
ribbons ..... page 11



# MG-SIGNS

## Panel labels

self adhesive, pre-cut

The MG-SIGNS labels is used for in-house production of warning, hazard, prohibition and mandatory signs from pictogram provided in the library of GENIUSPRO software.

A highly versatile system for rapidly and accurately producing signs in all languages, on a one-off basis if required.



**Material:** PVC film; the colour white PVC99008WH is UL approved.

**Operating temperature range:** -30°C to +70°C

**Application temperature range:** +10°C to +40°C




Family	Shape	Size mm	Type			Ø mm Holes	Labels per sheet	Quantity	SW code
			white PVC99008WH	yellow	red				
MG-SIGNS-VY		50		991103			4	200	241
		100		991105			1	50	242
		50		991104			4	200	260
		Ø 25	990860	990101	990992		12	600	236
		Ø 100	990702	991102			1	50	238
		37 x 74		991109	990988		2	100	246
		52 x 105	990825	991110			2	100	247
		62		991106		22,5	1	50	232
		90		991107		22,5	1	50	233
		90		991108		30,5	1	50	234
	45 x 150	990991				2	100	275	



Directly on suitable surfaces.

template with PET support ..... page 10  
 ribbons ..... page 11



# MG-SIGNS

## Panel labels

self adhesive, precut

The MG-SIGNS labels is used for in-house production of warning, hazard, prohibition and mandatory signs from pictogram provided in the library of GENIUSPRO software.

A highly versatile system for rapidly and accurately producing signs in all languages, on a one-off basis if required.



**Material:** Polyester film; the colour metallic grey PET99005GY and the base material PETSIGNWHTR are UL approved.

**Operating temperature range:** -40°C to +130°C

**Application temperature range:** +10°C to +40°C

PET SF - + 40°C 130°C



Family	Shape	Size mm	Type		Ø mm Holes	Labels per sheet	Quantity	SW code
			white/orange PETSIGNWHTR	metallic grey PET99005GY				
MG-SIGNS-PY		46 x 46		47826	24	4	200	230
		80 x 100	991057			1	50	276
		105 x 140	991058			1	50	277



Directly on suitable surfaces.

template with PET support..... page 10  
ribbons ..... page 11





100% MADE BY CEMBRE



THERMAL TRANSFER FOR SHEET MEDIA

# ROLLY3000

*Thermal transfer printer for roll media*



Robust and quiet, ROLLY3000 provides reliable, intensive operation in office or factory combined with the facility to optimise printer set-up according to the media.

In addition to the standard USB and Ethernet interfaces, the ROLLY3000 can be connected via a wireless network. The printer is equipped with a mini USB stick that acts as a Wi-Fi antenna.

The printer is delivered complete with power & connection cables, GENIUSPRO software including a universal driver for Windows 7,8 & 10, 2.4 GHz 802.11b/g/n USB-WLAN stick and a black 842112 printer ribbon.

ROLLY3000 is ideal for printing all CEMBRE flat material on rolls, eg. cable tags for holders, tie on, wraparound cable markers, legend strips and labels.

ROLLY3000 is designed for optimum single side printing of TERMO-ROLL heat shrinkable tubing and particularly suitable for intensive use of this material in ladder format on a roll.

Maximum print area: 105 mm wide, up to 2 m long.

## SPEED

prints 4.000 4x10 cable tags  
in less than two minutes  
1.000 heat shrinkable tubing M2-32-25-YE1  
in less than three minutes

## CONVENIENCE

software provides quick and easy upload  
of the data to be printed

## ECONOMY

prints around 140.000 4x10 cable tags with a  
single ribbon 842112. Prints around 55.000  
heat shrinkable tubes M2-32-25-YE1  
with a single ribbon 842121

## QUALITY

printer resolution 300 dpi



### Printer Dimensions:

- Length 460 mm
- Width 252 mm
- Height 288 mm
- Weight 10 kg



Printer Type **ROLLY3000E** includes:

- Mains cable
- USB cable
- WLAN USB stick **ROLLY-WUS2.4**
- Cover
- Black printer ribbon **842112**
- Operating&Maintenance and User documentation Guarantee
- Software **FD-GENIUSPRO** on pen drive



## ROLLY3000 PRINTABLE MATERIAL

TPM-ROLL cable tags with holders.....	page 62
TAR-ROLL cable tags .....	page 63
KM-ROLL wraparound cable markers .....	page 64
ETF-ROLL cable tags .....	page 66
TAP-ROLL .....	page 68

VCT-ROLL lables .....	page 69
STRIP-ROLL modular strips .....	page 70
TTL labels.....	page 73
TTF continuous material .....	page 76
TERMO-ROLL heat-shrinkable tubing .....	page 78



software GENIUSPRO.....	page 8
accessories.....	page 60
ribbons .....	page 61



# ROLLY2000TR2

## Thermal transfer printer for roll media

double head, for heat shrinkable tubing

Robust and quiet, ROLLY2000TR2 provides reliable, intensive operation in office or factory combined with the facility to optimise printer set-up according to the media.

ROLLY2000TR2 is delivered complete with power & connection cables and GENIUSPRO software including a universal driver for Windows® (7, 8 & 10) to ensure program compatibility.

ROLLY2000TR2 is designed to optimise printing simultaneously on both sides of TERMO-ROLL heat shrinkable tubing in ladder format on a roll.

**Dedicated to high level applications where dual marking is an essential specification, eg in many rail, marine and aeronautic applications.**



### Printer Dimensions:

- Length 554 mm
- Width 248 mm
- Height 395 mm
- Weight 21 kg

Printer Type **ROLLY2000TR2** includes:

- Mains cable
- USB cable
- Cover
- 2 Black printer ribbons **842121**
- Operating & Maintenance and User documentation Guarantee
- Software **FD-GENIUSPRO** on pen drive

- SPEED**  
1.000 heat shrinkable tubing M2-32-25-YE1 in less than three minutes
- CONVENIENCE**  
software provides quick and easy upload of the data to be printed
- ECONOMY**  
prints around 55.000 heat shrinkable tubes M2-32-25-YE1 with two ribbon 842121
- QUALITY**  
printer resolution 300 dpi



### ROLLY2000TR2 PRINTABLE MATERIAL

- TERMO-ROLL heat-shrinkable tubing ..... page 78
- TERMO-ROLL double head shrinkable tubing ..... page 79



- software GENIUSPRO..... page 8
- accessories..... page 60
- ribbons ..... page 61



# ACCESSORIES

## Cutters and accessories

for thermal transfer printer on roll media



### ROLLY3000-CUT

Fits to front of printer. Automatically cuts to length continuous TTL and flexible TTF material.



### ROLLY3000TR-CUT

Fits to front of printer. Automatically cuts or perforates to length TERMO-ROLL continuous heat shrinkable tubing.

While stocks last

### ROLLY2000-CUT

Fits to front of printer. Automatically cuts to length continuous TTL and flexible TTF material.




### ROLLY2000TR-CUT

Fits to front of printer. Automatically cuts or perforates to length TERMO-ROLL continuous heat shrinkable tubing.



Heat gun **EHG2000** variable temperature, power 2000W, for heat shrinkable tubing TERMO-ROLL

- Weight: 850 g (1.9 lbs)
- Temperature: +50°C to +600°C
- Voltage: 230-240 V - 50 Hz



DSP-TCS

### Dispenser DSP-TCS

Mobile dispensing and preparation frame for convenient use of bulk material.

Desk-dispenser **DSPB-TCS** Mobile dispensing and preparation stand for convenient use of bulk material.



DSPB-TCS



printer ROLLY3000 ..... page 58  
 printer ROLLY2000TR2 ..... page 59





# RIBBONS

## Monochrome ribbons

for thermal transfer printer on roll

ROLLY premium quality ribbons provide resin based indelible print in accordance with the scratch and abrasion resistance requirements of CEI 16-7.

TPPS-060 PREMIUM for printing Halogen Free material.



Family	Type						Print area mm	Width mm	Length m	for printers		Quantity
	black	blue	red	green	grey	white				ROLLY3000	ROLLY2000TR2	
TPS-060	842112	842113	842115	842114	842116		105	112	200	✓		1
	842132							30	200	✓		1
	842162							60	200	✓		1
TPPS-060 PREMIUM	842212					842222	105	110	300	✓		1

TR Ribbons provide resin based indelible print in accordance with the scratch and abrasion resistance requirements of CEI 16-7.

Specifically formulated for printing heat shrinkable tubing



Family	Type black	Print area mm	Width mm	Length m	for printers		Quantity
					ROLLY3000	ROLLY2000TR2	
TRR-055	842121	60	60	350	✓	✓	1
TRPR-060 PREMIUM	844121	60	60	350	✓	✓	1



The legibility of print produced on CEMBRE media by ribbons meets the requirements of:

- UNI EN ISO 4892-2:** UV resistance
  - CEI 16-7:** Resistance to abrasion and friction
  - CEI 16-7:** Effect of ageing
  - CEI 23-11 / CEI EN 61058-1:** Indelibility
  - CEI EN 61010-1 / VDE 0411-1:** Indelibility
  - CEMBRE INTERNAL TEST:** Indelibility
  - UNI EN ISO 9227:** Saline mist
  - CEI EN 60464-2:** Resistance to solvent vapour
  - DIN 30643:** Resistance to abrasion and rubbing
  - UNI EN ISO 175:** Effect of immersion in liquid chemicals
- Specifications page 188



printer ROLLY3000 ..... page 58  
 printer ROLLY2000TR2 ..... page 59





# TPM-ROLL

## Cable tags with holders

precut 4mm push in markers, on a roll

TPM-ROLL tags are used for marking cables, conduit, tubes, conductors and components.

Presented in stem format, tags are simply snapped off their stems and inserted into the appropriate holders.




**Material:** Rigid PVC, self extinguishing class V0: UL94

**Operating temperature range:** -30°C to +60°C

PVC 30°C 60°C



Size mm	Type		Quantity	SW code
	white	yellow		
4 x 10	44090B	44040B	16.356	4020
4 x 12	44091B	44041B	12.552	4022
4 x 15	44092B	44042B	12.552	4023
4 x 20	44093B	44043B	10.200	4005
4 x 30	44096B	44046B	6.270	4026
4 x 40	44097B	44047B	5.005	4007



printer ROLLY3000 ..... page 58  
 ribbons ..... page 61  
 tag holders PMF ..... page 120

tag holders PMF-AC ..... page 126  
 tag holders PMF-ET ..... page 127

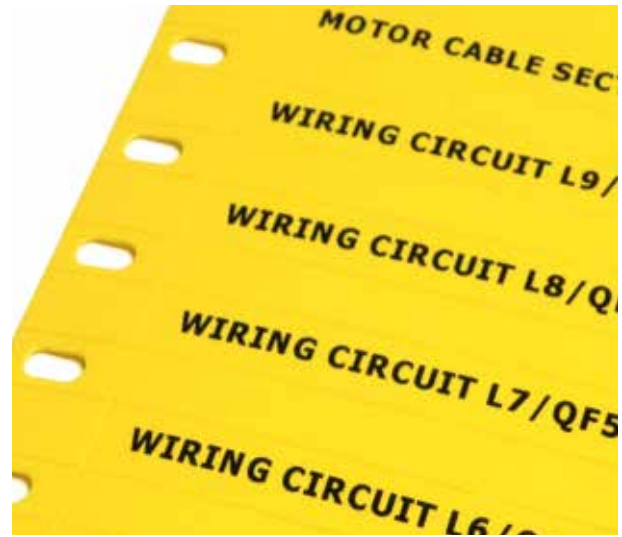


# TAR-ROLL

## Legends

precut

TAR-ROLL tags are used for marking cables, conduit, tubes, conductors and components.



**Material:** Rigid PVC, self extinguishing class V0: UL94

**Operating temperature range:** -30°C to +60°C



Family	Size mm	Type			Quantity	SW code
		white	yellow			
TAR-ROLL	9 x 15	75094	75044		7.500	4304
	9 x 20	75098			5.800	4301
	9 x 35	75095	75045		3.000	4303
	9 x 70	75099	75049		1.450	4300

**Material:** Polycarbonate PC, Halogen Free, self extinguishing class V0: UL94; the colours white PC10040WH and yellow PC10040YE are EN 45545-2 approved

**Operating temperature range:** -40°C to +130°C



Family	Size mm	Type					Quantity	SW code
		white PC10040WH	yellow PC10040YE	blue	Siemens green	orange		
TAR-ROLL-HF	15 x 40	75096-HF	75046-HF	75066-HF	75056SGN-HF	75036-HF	2.250	4302



printer ROLLY3000..... page 58  
tag holders PMT-AC..... page 130  
tag holders PMF-ET..... page 127

cable ties..... page 133  
rails RT-TAPW..... page 143



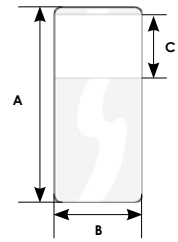
# KM-ROLL

## Wraparound cable markers

Self adhesive, precut, Halogen Free

KM-ROLL-PO wraparound cable markers are suitable for identify Large diameter cables, tubes and conduit.

The increased thickness of the label improves the handling and flexibility of the material, facilitating its application on the cable.



**Material:** Polyolefin PO99006TR, Silicon free, Halogen free, certified UL 969.

**Operating temperature range:** -70°C to +140°C

**Application temperature range:** +10°C to +40°C



Family	Overall length A mm	Wrapping diameter mm	Print area Cx B mm	Type		Columns	Rows	Quantity	SW code
				white PO99006TR	yellow PO99006TR				
KM-ROLL019	19	2 ÷ 3	9 x 13	61962-013N	61462-013N	5	1.400	7.000	4612
KM-ROLL025	25	2,6 ÷ 4,1	9 x 15	61955-015N	61455-015N	5	1.700	8.500	4600
			9 x 23	61955-023N	61455-023N	4	1.700	6.800	4601
KM-ROLL038	38	4,3 ÷ 7	10 x 15	61950-015N	61450-015N	5	1.200	6.000	4602
			10 x 23	61950-023N	61450-023N	4	1.200	4.800	4603
KM-ROLL050	50	6 ÷ 10	15 x 15	61951-015N	61451-015N	5	900	4.500	4604
			15 x 23	61951-023N	61451-023N	4	900	3.600	4605
KM-ROLL062	62	6,5 ÷ 12	18 x 12	61958-012N		6	834	5.000	4652
			32 x 38	61958-038N		2	750	1.500	4614
KM-ROLL067	67	6,5 ÷ 14,5	20 x 72	61966-072N	61466-072N	1	700	700	4613
KM-ROLL068	68	7 ÷ 13	22 x 40	61959-040N		2	750	1.500	4654
KM-ROLL075	75	8 ÷ 14	25 x 15	61952-015N	61452-015N	5	600	3.000	4606
			25 x 23	61952-023N	61452-023N	4	600	2.400	4607
KM-ROLL080	80	10 ÷ 17	25 x 47	61964-047N	61464-047N	2	625	1.250	4660
KM-ROLL092	92	11 ÷ 19	20 x 80	61965-080N	61465-080N	1	500	500	4661
			25 x 15	61953-015N	61453-015N	5	480	2.400	4608
KM-ROLL100	100	12 ÷ 20	25 x 23	61953-023N	61453-023N	4	480	1.920	4609
			25 x 50	61953-050N	61453-050N	2	500	1.000	4616
			32 x 38	61953-038N	61453-038N	2	500	1.000	4615
KM-ROLL135	135	20 ÷ 25	25 x 15	61954-015N	61454-015N	5	350	1.750	4610
			25 x 23	61954-023N	61454-023N	4	350	1.400	4611



Directly on cables, etc in accordance with wrapping diameter limitations shown for each size.

printer ROLLY3000 ..... page 58  
 ribbons ..... page 61  
 holders KMC ..... page 132



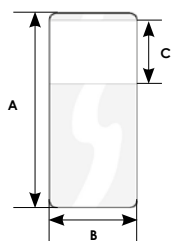
# KM-ROLL

## Wraparound cable markers

self adhesive, precut, Halogen Free

KM-ROLL wraparound cable markers are suitable for identifying large diameter cables, tubes and conduit.

Printing on ROLLY3000, is exceptionally clear and legible and is protected from chemical and atmospheric agents.



**Material:** Polyester film

**Operating temperature range:** -40°C to +130°C

**Application temperature range:** +10°C to +40°C

**PET** **HF** **40°C** **+** **130°C**



Family	Overall length A mm	Wrapping diameter mm	Print area CxB mm	Type						Columns	Rows	Quantity	SW code
				white	yellow	red	orange	blue	green				
KM-ROLL019	19	2 ÷ 3	9 x 13	58962-013N	58462-013N					5	1.400	7.000	4612
KM-ROLL025	25	2,6 ÷ 4,1	9 x 15	58955-015N	58455-015N					5	1.700	8.500	4600
			9 x 23	58955-023N	58455-023N					4	1.700	6.800	4601
KM-ROLL038	38	4,3 ÷ 7	10 x 15	58950-015N	58450-015N					5	1.200	6.000	4602
			10 x 23	58950-023N	58450-023N	58250-023N		58650-023N		4	1.200	4.800	4603
KM-ROLL050	50	6 ÷ 10	15 x 15	58951-015N	58451-015N					5	900	4.500	4604
			15 x 23	58951-023N	58451-023N	58251-023N	58351-023N		58551-023N		4	900	3.600
KM-ROLL062	62	6,5 ÷ 12	18 x 12	58958-012N						6	834	5.000	4652
KM-ROLL068	68	7 ÷ 13	22 x 40	58959-040N						2	750	1.500	4654
KM-ROLL075	75	8 ÷ 14	25 x 15	58952-015N	58452-015N					5	600	3.000	4606
			25 x 23	58952-023N	58452-023N					4	600	2.400	4607
KM-ROLL080	80	10 ÷ 17	25 x 47	58964-047N						2	625	1.250	4660
KM-ROLL083	83	12 ÷ 18	25 x 35	58960-035N						2	600	1.200	4654
KM-ROLL092	92	11 ÷ 19	20 x 80	58965-080N	58465-080N					1	500	500	4661
			25 x 15	58953-015N	58453-015N					5	480	2.400	4608
KM-ROLL100	100	12 ÷ 20	25 x 23	58953-023N	58453-023N					4	480	1.920	4609
			25 x 50	58953-050N						2	500	1.000	4616
KM-ROLL135	135	20 ÷ 25	25 x 15	58954-015N	58454-015N					5	350	1.750	4610
			25 x 23	58954-023N	58454-023N					4	350	1.400	4611
KM-ROLL138	138	15 ÷ 30	25 x 38	58961-038N						2	400	800	4655



Directly on cables, etc in accordance with wrapping diameter limitations shown for each size.

printer ROLLY3000 ..... page 58  
 ribbons ..... page 61  
 holders KMC ..... page 132



# ETF-ROLL

## Cable & conduit tags tie-on

precut, one piece markers

ETF-ROLL tags are used with cable ties for marking large diameter cables, hoses, tubes and conduit.



### ETF-ROLL-SBS

**Material:** SBS Styrene-Butadiene-Styrene, Halogen free

**Operating temperature range:** -30°C to +70°C

**SBS** **HF** **SF** **-30°C** **+70°C**



Size mm	Ø min cable mm	Type										Print area mm	Quantity	SW code
		white	yellow	grey	red	orange	green	blue	pink	brown	black			
13 x 57	6	44192-SBS	44142-SBS	44182-SBS	44122-SBS	44132-SBS	44152-SBS	44162-SBS	44172-SBS	44172BR-SBS	44112-SBS	11 x 35	1.775	4400
20 x 65	8	44495-SBS	44445-SBS		44425-SBS	44435-SBS	44455-SBS	44465-SBS				18 x 38	1.000	4402
20 x 125	8	44494-SBS										18 x 98	500	4403
25 x 100	12	44193-SBS	44143-SBS	44183-SBS	44123-SBS		44153-SBS	44163-SBS			44113-SBS	23 x 75	400	4401

### ETF-ROLL-HF

**Material:** Polycarbonate PC, Halogen Free, self extinguishing class V0: UL94; the colours white PC10040WH and yellow PC10040YE are EN 45545-2 approved

**Operating temperature range:** -40°C to +130°C

**PC** **HF** **SF** **-40°C** **+130°C**



Size mm	Ø min cable mm	Type						Print area mm	Quantity	SW code
		white PC10040WH	yellow PC10040YE	red	blue	green	orange			
13 x 57	6	44192-HF	44142-HF	44122-HF	44162-HF	44152-HF	44132-HF	11 x 35	1.775	4400



Directly on cables using appropriate cable ties.

printer ROLLY3000 ..... page 58  
cable ties max width 4,8 mm ..... page 133





# ETF-ROLL



## ETF-ROLL-TPU

**Material:** Thermoplastic-Polyether-Polyurethane TPU, Halogen Free, Flame Retardent, self extinguishing class V0: UL94

**Operating temperature range:** -25°C to +80°C



Size mm	Ø min cable mm	Type								Print area mm	Quantity	SW code
		white	yellow	red	light blue	blue	green	orange	black			
10 x 60	6	44390	44340	44320	44360L		44350	44330	44310	8 x 40	1.000	4450
27 x 40	20	44293	44243	44223		44263		44233	44213	15 x 36	1.000	4451

**ETF-ROLL-DT** tags have been developed to be used in industries requiring detection through metal detectors or X-ray equipment of foreign object during manufacturing and packaging, such as food and pharmaceutical industries.

Optimized in accordance with the most commonly used metal detectors and x-ray detectors. The compound meets requirements for food contact compliant with EU and FDA requirements.



**Material:** Polyether based TPU, Halogen free, self extinguishing class HB according to UL94, FDA "Food & Drug" 21 CFR, Regulation (EU) No 10/2011, AP 89 1

**Operating temperature range:** -25°C to +105°C



Size mm	min Ø cable mm	Type blue	Print area mm	Quantity	SW code
12 x 60	6	43160	9 x 40	1,000	4460
20 x 30	10	43168	9 x 28	1,000	4461

# TAP-ROLL

## Legends

*precut*

MG-TAP legends are particularly versatile for identifying cables, conduit, push buttons, machinery, components, etc.

Consult us for availability of other colours.

Note: UV resistance may vary between colours.



**Material:** Rigid PVC, self extinguishing class V0: UL94

**Operating temperature range:** -30°C to +60°C

PVC - 30°C + 60°C



Family	Size mm	Type		Quantity	SW code
		white	yellow		
TAP-ROLL	15 x 27	37290	37240	3.375	4350
	15 x 49	37291	37241	1.125	4351



printer ROLLY3000..... page 58  
 ribbons ..... page 61  
 legend holders PMF-ET..... page 127  
 legend holders PMT-AC..... page 130

push button legend bases PTP with cover TAP-CCS..... page 139  
 legend bases PL with cover TAP-CCS..... page 140  
 legend rails RT-TAP..... page 142



# VCT-ROLL

## Self adhesive labels

precut

Dielectric labels on a roll, with permanent adhesive backing and increased resistance to ageing.



**Material:** PVC Coated fabric

**Operating temperature range:** -40°C to +150°C

**Application temperature range:** +10°C to +40°C



Size mm	Type		Quantity	SW code
	white	yellow		
6 x 15		48048	10.000	4100
9 x 20	48094	48044	8.000	4502
15 x 50		48142	5.000	4503
40 x 7		48043	6.000	4500
100 x 10		48042	2.000	4501



Directly on suitable surfaces.

printer ROLLY3000 ..... page 58  
ribbons ..... page 61



# STRIP-ROLL

## Modular component legend strips

on roll

Continuous STRIP-ROLL can be used for the identification of modular components.

GENIUSPRO software allows max label length 1.000 mm, with the ability to customise the pitch.



**Material:** Rigid PVC, self extinguishing class V0: UL94

**Operating temperature range:** -30°C to +60°C

PVC -30°C +60°C



Family	Height mm	Length m	Tracks	Type		Length Print area mm	Quantity	SW Code
				white	yellow			
STRIP-ROLL-R	9	25	1	13190	13140	free	1	5020
	15	25	1	13175	13176	free	1	5030
	10,5	25	1	13173		free	1	5014
	15	25	4	13160	13164	430	1	5002
						630		5102
						1.000		5202
	21	25	3	13161	13171	430	1	5005
						1.000		5205
	36	25	2	13162	13172	430	1	5006
1.000						5206		
40	25	2	13179	13174	free	1	5407	
80	25	1	13290	13240	free	1	5408	

**Material:** Polycarbonate PC, Halogen Free, self extinguishing class V0 according to UL94

**Operating temperature range:** -40°C to +130°C

PC HF -40°C +130°C



Family	Height mm	Length m	Tracks	Type metallic grey	Quantity	SW code
STRIP-ROLL-R-HF	9	25	1	13180-HF	1	5020
	15	25	1	13185-HF	1	5030



Directly on suitable surfaces.

printer ROLLY3000 ..... page 58  
 ribbons ..... page 61  
 rails RT-TAP ..... page 142



# STRIP-ROLL

## Self adhesive modular component legend strips

on roll

Continuous STRIP-ROLL-A can be used for the identification of modular components.

GENIUSPRO software allows max label length 1.000 mm, with the ability to customise the pitch.



**Material:** Polyester film with thickened acrylic adhesive.

**Operating temperature range:** -40°C to +90°C

**PET** -40°C +90°C



Family	Self adhesive	Height mm	Length mm	Tracks	Type			Length Print area mm	Quantity	SW Code
					white	yellow	metallic grey			
STRIP-ROLL-A	✓	15	20	1	13390	13340	13380	free	1	5015
	✓	20	20	1	13391	13341	13381	free	1	5020

## Self adhesive modular component legend strips

on roll

Continuous STRIP-ROLL-A can be used for the identification of modular components.

GENIUSPRO software allows max label length 1.000 mm, with the ability to customise the pitch.



**Material:** Polyester film, the white colour PET99005WH is UL approved.

**Operating temperature range:** -40°C to +130°C

**Application temperature range:** +10°C to +40°C

**PET** -40°C +130°C



Family	Self adhesive	Height mm	Length mm	Tracks	Type white PET99005WH	Length Print area mm		Quantity	SW Code
STRIP-ROLL-PY	✓	15	25	4	13189		430	1	5002
							630		5102
							1.000		5202



Directly on suitable surfaces.

printer ROLLY3000 ..... page 58  
 ribbons ..... page 61  
 rails RT-TAP ..... page 142





# GMCTTL

## Customisable labels


on roll

Print labels with full colour logos.

- more time-efficient, cost-effective and adaptable than having plates printed by external suppliers
- matched aesthetic qualities of all printed labels, markers & legends
- provides complete in-house control of all identification & labelling functions

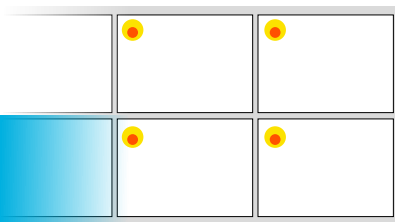
Free system lifetime support & training is just a call or click away.

To request a quote complete the form on page 192 or download the pdf version from our website.

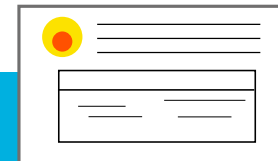


WE PRE-PRINT...

 YOUR FULL  
COLOUR  
LOGO



...YOU ADD DATA  
WITH  
OUR GENIUS PRINTERS  
IN SECONDS...



RESULT A HIGH  
QUALITY PRINTED  
LEGEND OR RATING  
PLATE!



DOWNLOAD,  
COMPLETE  
AND SEND!

# TTL


## Thermal transfer labels

self adhesive, on a roll

Thermal transfer labels are made from materials which are not temperature sensitive and whose surfaces are treated to accept the pigment from the ribbon heated by the print head.

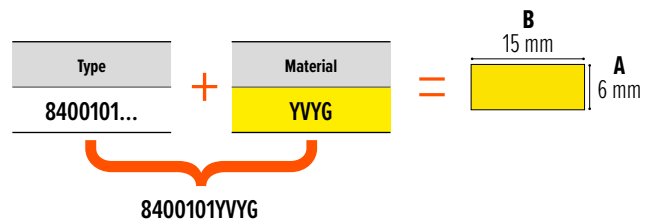
Labels are normally die cut on a roll and arranged horizontally with respect to the printer output, although some are arranged vertically.

When not in use, labels will maintain their good condition if stored in their original packaging and not subject to excessive heat or significant temperature variation. They should be removed from their packaging only at the time of use and not exposed to moisture for long periods.



white		yellow	metallic grey		Material
WVYG	WPYG	YVYG	SVYG	PPYG	
PVC film outdoor PVC99008WH	Polyester film PET99005WH	PVC film outdoor PVC99008YE	PVC film outdoor PVC99008GY	Polyester film PET99005GY	
-30°C	-40°C	-30°C	-30°C	-40°C	Min operating temperature
+70°C	+130°C	+70°C	+70°C	+130°C	Max operating temperature
+10°C	+10°C	+10°C	+10°C	+10°C	Min application temperature
+40°C	+40°C	+40°C	+40°C	+40°C	Max application temperature
gloss	gloss	gloss	gloss	gloss	Surface
80µ	50µ	80µ	73µ	50µ	Thickness
★★★★	★	★★★★	★★★★	★★	UV resistance
✓	✓	✓	✓	✓	Permanent adhesive
					UL approved

Example coding combination according to the dimensions and the material:



SF



Size AxB mm	Tracks	C mm	D mm	Type	white outdoor	white	yellow outdoor	metallic grey outdoor	metallic grey	Quantity	SW code
5 x 12,7	5	80	150	8400001...	WVYG	WPYG	YVYG	SVYG	PPYG	49.500	4125
5 x 20	4	93	150	8400123...	WVYG	WPYG	YVYG	SVYG	PPYG	40.000	4126
5 x 100	1	104	150	8400135...	WVYG	WPYG	YVYG	SVYG	PPYG	10.000	4114
6 x 15	5	90	130	8400101...	WVYG	WPYG	YVYG	SVYG	PPYG	30.000	4100
6,3 x 19	3	67	150	8400005...	WVYG	WPYG	YVYG	SVYG	PPYG	25.665	4129
7 x 10	5	66	150	8400093...	WVYG	WPYG	YVYG	SVYG	PPYG	40.000	4113
7 x 15	4	73	150	8400008...	WVYG	WPYG	YVYG	SVYG	PPYG	32.000	4102
7 x 20	3	70	150	*8401010...	WVYG	WPYG	YVYG	SVYG	PPYG	24.000	4101
8 x 12	4	60	150	8400091...	WVYG	WPYG	YVYG	SVYG	PPYG	29.080	4109
9 x 15	4	73	150	8400092...	WVYG	WPYG	YVYG	SVYG	PPYG	26.660	4107
9 x 20	3	70	150	8400017...	WVYG	WPYG	YVYG	SVYG	PPYG	19.995	4106
9 x 38	2	83	150	8400094...	WVYG	WPYG	YVYG	SVYG	PPYG	13.330	4108
10 x 32	2	70	150	8400081...	WVYG	WPYG	YVYG	SVYG	PPYG	12.300	4146
12 x 25	3	85	150	8400023...	WVYG	WPYG	YVYG	SVYG	PPYG	16.005	4112
12 x 35	2	77	150	8400088...	WVYG	WPYG	YVYG	SVYG	PPYG	10.660	4148
12 x 40	2	87	150	8400024...	WVYG	WPYG	YVYG	SVYG	PPYG	10.660	4149
12,7 x 50	2	107	140	8400028...	WVYG	WPYG	YVYG	SVYG	PPYG	8.000	4153
15 x 20	4	93	150	8400029...	WVYG	WPYG	YVYG	SVYG	PPYG	17.760	4155
15 x 27	3	90	150	*8401008...	WVYG	WPYG	YVYG	SVYG	PPYG	13.320	4120
15 x 34	2	75	140	8400030...	WVYG	WPYG	YVYG	SVYG	PPYG	6.500	4156
15 x 78	1	82	150	8400031...	WVYG	WPYG	YVYG	SVYG	PPYG	4.440	4157
18 x 30	3	100	150	8400032...	WVYG	WPYG	YVYG	SVYG	PPYG	11.415	4105
18 x 47	2	100	150	8400034...	WVYG	WPYG	YVYG	SVYG	PPYG	7.610	4159
21 x 70	1	74	150	8400070...	WVYG	WPYG	YVYG	SVYG	PPYG	3.330	4162
22 x 40	2	87	140	8400038...	WVYG	WPYG	YVYG	SVYG	PPYG	4.800	4164
22 x 110	1	114	150	8400067...	WVYG	WPYG	YVYG	SVYG	PPYG	3.200	4165
25 x 45	2	97	150	8400073...	WVYG	WPYG	YVYG	SVYG	PPYG	5.710	4168
25 x 80	1	84	130	8400075...	WVYG	WPYG	YVYG	SVYG	PPYG	2.100	4170
25,7 x 50	2	107	140	8400041...	WVYG	WPYG	YVYG	SVYG	PPYG	4.200	4172
30 x 50	1	54	150	8400042...	WVYG	WPYG	YVYG	SVYG	PPYG	2.420	4175
30 x 80	1	84	150	8400072...	WVYG	WPYG	YVYG	SVYG	PPYG	2.420	4176
30 x 100	1	104	150	8400044...	WVYG	WPYG	YVYG	SVYG	PPYG	2.420	4177
34 x 60	1	64	170	8400066...	WVYG	WPYG	YVYG	SVYG	PPYG	3.200	4182
37 x 74	1	78	150	8400049...	WVYG	WPYG	YVYG	SVYG	PPYG	2.000	4186
40 x 50	1	54	150	8400063...	WVYG	WPYG	YVYG	SVYG	PPYG	1.860	4189
40 x 60	1	64	150	8400050...	WVYG	WPYG	YVYG	SVYG	PPYG	1.860	4110
40 x 80	1	84	170	8400051...	WVYG	WPYG	YVYG	SVYG	PPYG	2.800	4188
40 x 90	1	94	150	8400083...	WVYG	WPYG	YVYG	SVYG	PPYG	1.860	4121
50 x 70	1	74	106	8400128...	WVYG	WPYG	YVYG	SVYG	PPYG	2.000	4193
50 x 80	1	84	170	8400053...	WVYG	WPYG	YVYG	SVYG	PPYG	2.200	4192
52 x 105	1	110	170	8400054...	WVYG	WPYG	YVYG	SVYG	PPYG	2.100	4194
60 x 80	1	84	150	8400055...	WVYG	WPYG	YVYG	SVYG	PPYG	1.265	4195
60 x 100	1	104	170	8400056...	WVYG	WPYG	YVYG	SVYG	PPYG	1.850	4197
75 x 105	1	110	125	8400086...	WVYG	WPYG	YVYG	SVYG	PPYG	600	4199

Rectangular labels, vertical arrangement

SF

Size AxB mm	Tracks	C mm	D mm	Type	white outdoor	white	yellow outdoor	metallic grey outdoor	metallic grey	Quantity	SW code
63 x 45,5	2	98	125	8400052...	WVYG	WPYG	YVYG	SVYG	PPYG	1.500	4250
105 x 90	1	94	150	8400097...	WVYG	WPYG	YVYG	SVYG	PPYG	700	4251
120 x 60	1	64	170	8400057...	WVYG	WPYG	YVYG	SVYG	PPYG	950	4252
120 x 70	1	74	150	8400079...	WVYG	WPYG	YVYG	SVYG	PPYG	650	4253
130 x 64,5	1	70	150	8400058...	WVYG	WPYG	YVYG	SVYG	PPYG	600	4254
140 x 98	1	102	170	8400059...	WVYG	WPYG	YVYG	SVYG	PPYG	800	4255
180 x 37	2	120	125	8400127...	WVYG	WPYG	YVYG	SVYG	PPYG	540	4258
180 x 51	2	110	125	8400095...	WVYG	WPYG	YVYG	SVYG	PPYG	540	4256
180 x 105	1	110	150	8400061...	WVYG	WPYG	YVYG	SVYG	PPYG	500	4257

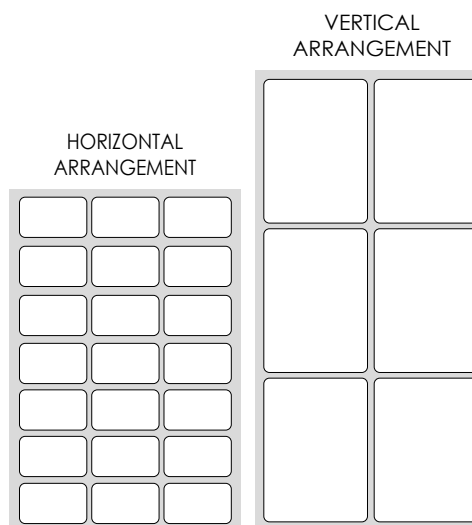
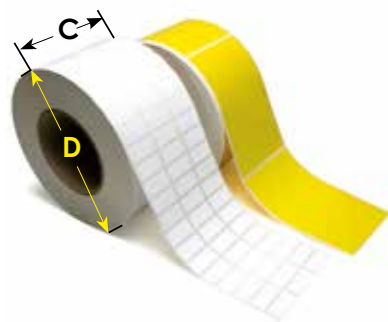
Square labels

SF


Size AxB mm	Tracks	C mm	D mm	Type	white outdoor	white	yellow outdoor	metallic grey outdoor	metallic grey	Quantity	SW code
16 x 16	5	96	150	*8402000...	WVYG	WPYG	YVYG	SVYG	PPYG	21.050	4200
20 x 20	4	93	150	8403000...	WVYG	WPYG	YVYG	SVYG	PPYG	13.900	4201
30 x 30	3	100	150	8403001...	WVYG	WPYG	YVYG	SVYG	PPYG	7.260	4202
40 x 40	2	87	150	*8402003...	WVYG	WPYG	YVYG	SVYG	PPYG	3.720	4203
70 x 70	1	74	170	8403003...	WVYG	WPYG	YVYG	SVYG	PPYG	1.600	4204
100 x 100	1	104	170	8403004...	WVYG	WPYG	YVYG	SVYG	PPYG	1.100	4205

\*rounded corners

- Spool diameter Øi 76 mm (3 in.)
- Max print area 105 mm



printer ROLLY3000 ..... page 58  
ribbons ..... page 61



# TTF

## Continuous material

for thermal transfer printing, on a roll

Continuous material is made from materials which are not temperature sensitive and whose surfaces are treated to accept the pigment from the ribbon heated by the print head.

When not in use, labels will maintain their good condition if stored in their original packaging and not subject to excessive heat or significant temperature variation. They should be removed from their packaging only at the time of use and not exposed to moisture for long periods.



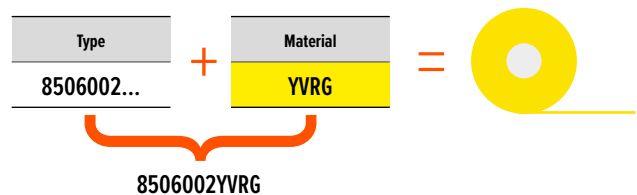
white			yellow			blue	metallic grey		transparent		Material
WVYG	WPYG/5	WPYG	WVRG	YVYG	YVYG/5	YVRG	BVYG/5	SVYG	PPYG	CPYG	
PVC film outdoor PVC99008WH	PVC film outdoor	Polyester film PET99005WH	Rigid PVC	PVC film outdoor PVC99008YE	PVC film outdoor	Rigid PVC	PVC film outdoor	PVC film outdoor PVC99008GY	Polyester film PET99005GY	PET film	
-30°C	-30°C	-40°C	-40°C	-30°C	-30°C	-40°C	-30°C	-30°C	-40°C	-40°C	Min operating temperature
+70°C	+70°C	+130°C	+60°C	+70°C	+70°C	+60°C	+70°C	+70°C	+130°C	+130°C	Max operating temperature
+10°C	+10°C	+10°C	+10°C	+10°C	+10°C	+10°C	+10°C	+10°C	+10°C	+10°C	Min application temperature
+40°C	+40°C	+40°C	+40°C	+40°C	+40°C	+40°C	+40°C	+40°C	+40°C	+40°C	Max application temperature
gloss	gloss	gloss	gloss	gloss	gloss	gloss	gloss	gloss	gloss	gloss	Surface
80µ	140µ	50µ	400µ	73µ	80µ	400µ	80µ	73µ	50µ	23µ	Thickness
★★★★	★★★★	★	★	★★★★	★★★★	★	★★★★	★★★★	★★	★★★	UV resistance
✓	✓	✓		✓	✓		✓	✓	✓	✓	Permanent adhesive
											UL approved

## Continuous material



Width mm	Length m	Type	white outdoor	yellow outdoor	Quantity	SW code
100	25	8506002...	WVRG	YVRG	1	4290

Example coding combination according to the dimensions and the material:



printer ROLLY3000..... page 58  
 cutter..... page 60  
 ribbons..... page 61  
 Aluminium mounting plates..... page 77



# TTF

## Self adhesive continuous material



Width mm	Length m	self-adhesive	Type	white outdoor	yellow outdoor	metallic grey outdoor	metallic grey	transparent	white	Quantity	SW code
25,4	125	✓	8506012...	WVYG	YVYG	SVYG	PPYG	CPYG	WPYG	1	4287
35	125	✓	8506003...	WVYG	YVYG	SVYG	PPYG	CPYG	WPYG	1	4280
40	125	✓	8506004...	WVYG	YVYG	SVYG	PPYG	CPYG	WPYG	1	4281
50	125	✓	8506011...	WVYG	YVYG	SVYG	PPYG	CPYG	WPYG	1	4283
58	125	✓	8506010...	WVYG	YVYG	SVYG	PPYG	CPYG	WPYG	1	4285
80	125	✓	8506001...	WVYG	YVYG	SVYG	PPYG	CPYG	WPYG	1	4282
105	125	✓	8506000...	WVYG	YVYG	SVYG	PPYG	CPYG	WPYG	1	4284

## Self adhesive continuous material, reflective finish



Width mm	Length m	self-adhesive	Type	white outdoor	yellow outdoor	blue outdoor	Quantity	SW code
35	24	✓	8506007...	WCYG/5	YCYG/5		1	4280
80	24	✓	8506008...	WCYG/5	YCYG/5		1	4282
105	24	✓	8506006...	WCYG/5	YCYG/5	BCYG/5	1	4284

# GMC-AL

## Aluminium mounting plates

rounded corners, thickness 0,5 mm

CEMBRE TTL and TTF labels stuck to Aluminium mounting plates are easily fixed to poles, columns, pylons and structures via the slot or holes provided.



When used externally the application of an additional transparent film CPYG, will improve resistance to environmental agents.

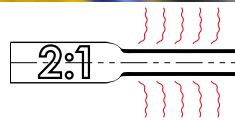
Type	Size mm	Label colour	Fixing	Quantity	Use with
GMC2751S	225 x 120	white	slots	10	TTL8400061, G-MC-2700S+TTL8400097
GMC2907S	430 x 120	white	slots	10	
GMC2678S	115 x 200	white	2 holes+ slots	300/100	TTL8400061
GMC2732S	70 x 140		2 holes	50	TTL8400057
GMC3101S	80 x 200	white	2 holes	10	



cutters .....	page 60
ribbons .....	page 61
Aluminium mounting plates .....	page 77

# TERMO-ROLL M2

## Heat shrinkable tubing 2:1



LADDER, ONE SIDE ONLY

ladder & continuous, shrinkage ratio 2:1

M2 type heat shrinkable tubing is used to provide highly legible and resistant identification of cables, pipes, conduits, etc within a minimum space.

Halogen Free composition provides flame retardant and low smoke emission characteristics suitable for many types of application requiring more restrictive safety standards to be met.

**Material:** Irradiated Polyolefin, shrinkage ratio 2:1; UL STD 224

**Operating temperature range:** -40°C to +125°C

**Minimum shrinkage temperature:** > +70°C

Technical

**Resistance to liquids, after shrinkage**

MIL-81531 / SAE-AS81531-199, point 4.6.2

**Flammability** Flame retardant according to UL 224

**Meets the requirements for fire testing of materials and components for trains in EN 45545-2**




Internal Ø before shrinking mm	Cable ext. Ø range mm	Cable c.s.a range mm <sup>2</sup>	Type		Length mm	Tubes per step	Quantity	SW Code
			white	yellow				
2,4	1,6 ÷ 2	0,25 ÷ 0,5	M2-24-12.5-WH1		12,5	4	4.000	4800
			M2-32-12.5-WH1	M2-32-12.5-YE1				
3,2	1,8 ÷ 2,8	0,5 ÷ 1	M2-32-25-WH1	M2-32-25-YE1	25	2	2.000	4812
			M2-32-50-WH1	M2-32-50-YE1				
4,8	2,8 ÷ 4,2	1 ÷ 2,5	M2-48-12.5-WH1	M2-48-12.5-YE1	12,5	4	4.000	4820
			M2-48-25-WH1	M2-48-25-YE1				
			M2-48-50-WH1	M2-48-50-YE1				
6,4	4,2 ÷ 5,8	4 ÷ 6	M2-64-12.5-WH1	M2-64-12.5-YE1	12,5	4	4.000	4830
			M2-64-25-WH1	M2-64-25-YE1				
			M2-64-50-WH1	M2-64-50-YE1				
9,5	5,8 ÷ 8	10 ÷ 16	M2-95-12.5-WH1	M2-95-12.5-YE1	12,5	4	2.000	4840
			M2-95-25-WH1	M2-95-25-YE1				
			M2-95-50-WH1	M2-95-50-YE1				
12,7	8 ÷ 11	25 ÷ 35	M2-127-25-WH1	M2-127-25-YE1	25	2	1.000	4852
			M2-127-50-WH1	M2-127-50-YE1				
19,1	11 ÷ 17	35 ÷ 50		M2-190-12.5-YE1	12,5	4	2.500	4860
			M2-190-25-WH1	M2-190-25-YE1				
			M2-190-50-WH1	M2-190-50-YE1				
25,4	17 ÷ 23	50 ÷ 120	M2-254-25-WH1	M2-254-25-YE1	25	2	600	4872
			M2-254-50-WH1	M2-254-50-YE1				
38,1	23 ÷ 36	120 ÷ 240		M2-381-50-YE1	50	1	100	4884
76,2	40 ÷ 73	-	M2-762-50-WH1		50	1	100	4899

## TERMO-ROLL M2




LADDER, ON BOTH SIDES



Internal Ø before shrinking mm	Cable ext. Ø range mm	Cable c.s.a range mm <sup>2</sup>	Type		Length mm	Tubes per step	Quantity	SW Code
			white	yellow				
2,4	1,6 ÷ 2	0,25 ÷ 0,5	M2-24-25-WH2	M2-24-25-YE2	25	2	2.000	4802
			M2-24-50-WH2	M2-24-50-YE2	50	1	1.000	4804
3,2	1,8 ÷ 2,8	0,5 ÷ 1	M2-32-25-WH2	M2-32-25-YE2	25	2	2.000	4812
			M2-32-50-WH2	M2-32-50-YE2	50	1	1.000	4814
4,8	2,8 ÷ 4,2	1 ÷ 2,5	M2-48-25-WH2	M2-48-25-YE2	25	2	2.000	4822
			M2-48-50-WH2	M2-48-50-YE2	50	1	1.000	4824
6,4	4,2 ÷ 5,8	4 ÷ 6	M2-64-25-WH2	M2-64-25-YE2	25	2	2.000	4832
			M2-64-50-WH2	M2-64-50-YE2	50	1	1.000	4834
9,5	5,8 ÷ 8	10 ÷ 16	M2-95-25-WH2	M2-95-25-YE2	25	2	1.000	4842
			M2-95-50-WH2	M2-95-50-YE2	50	1	500	4844
12,7	8 ÷ 11	25 ÷ 35	M2-127-25-WH2	M2-127-25-YE2	25	2	1.000	4852
			M2-127-50-WH2	M2-127-50-YE2	50	1	500	4854
19,1	11 ÷ 17	35 ÷ 50	M2-190-25-WH2	M2-190-25-YE2	25	2	1.000	4862
			M2-190-50-WH2	M2-190-50-YE2	50	1	500	4864
25,4	17 ÷ 23	50 ÷ 120	M2-254-25-WH2	M2-254-25-YE2	25	2	600	4872
			M2-254-50-WH2	M2-254-50-YE2	50	1	300	4874
38,1	23 ÷ 36	120 ÷ 240	M2-381-25-WH2	M2-381-25-YE2	25	2	200	4882
			M2-381-50-WH2	M2-381-50-YE2	50	1	100	4884



CONTINUOUS, ON BOTH SIDES



Internal Ø before shrinking mm	Cable ext. Ø range mm	Cable c.s.a range mm <sup>2</sup>	Type		Length m	Quantity	SW Code
			white	yellow			
2,4	1,6 ÷ 2	0,25 ÷ 0,5	M2-24-WH3	M2-24-YE3	20	1	7000
			M2-24-WH3-50*	M2-24-YE3-50*	50	1	7000
3,2	1,8 ÷ 2,8	0,5 ÷ 1	M2-32-WH3	M2-32-YE3	20	1	7010
			M2-32-WH3-100*	M2-32-YE3-100*	100	1	7010
4,8	2,8 ÷ 4,2	1 ÷ 2,5	M2-48-WH3	M2-48-YE3	20	1	7020
			M2-48-WH3-100*	M2-48-YE3-100*	100	1	7020
6,4	4,2 ÷ 5,8	4 ÷ 6	M2-64-WH3	M2-64-YE3	20	1	7030
			M2-64-WH3-100*	M2-64-YE3-100*	100	1	7030
9,5	5,8 ÷ 8	10 ÷ 16	M2-95-WH3	M2-95-YE3	15	1	7040
			M2-95-WH3-100*	M2-95-YE3-100*	100	1	7040
12,7	8 ÷ 11	25 ÷ 35	M2-127-WH3	M2-127-YE3	15	1	7050
			M2-127-WH3-100*	M2-127-YE3-100*	100	1	7050
19,1	11 ÷ 17	35 ÷ 50	M2-190-WH3	M2-190-YE3	15	1	7060
			M2-190-WH3-100*	M2-190-YE3-100*	100	1	7060
25,4	17 ÷ 23	50 ÷ 120	M2-254-WH3	M2-254-YE3	15	1	7070
			M2-254-WH3-100*	M2-254-YE3-100*	100	1	7070
38,1	23 ÷ 36	120 ÷ 240	M2-381-WH3	M2-381-YE3	15	1	7080
			M2-381-WH3-60*	M2-381-YE3-60*	60	1	7080
50,8	27 ÷ 49	240 ÷ 400	M2-508-WH3	M2-508-YE3	15	1	7090
			M2-508-WH3-60*	M2-508-YE3-60*	60	1	7090

\*Use with desk-dispenser DSPB-TCS (see page 60)

# TERMO-ROLL M3

## Heat shrinkable tubing 3:1



*ladder & continuous, shrinkage ratio 3:1*

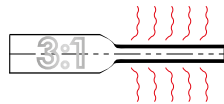
M3 type heat shrinkable tubing is used to provide highly legible and resistant identification of cables, pipes, conduits, etc within a minimum space.

High fire resistance and a 3:1 shrinkage ratio to cover a wide range of cable diameters enable suitability for many industrial applications.

**Material:** Irradiated Polyolefin, shrinkage ratio 3:1

**Operating temperature range:** -55°C to +135°C

**Minimum shrinkage temperature:** > +90°C



*Technical*

**Flammability, flame-retardant according to**

SAE-AMS-DTL-23053/5 class 1

UL 224 125°C 600V VW-1



LADDER, ONE SIDE ONLY



Internal Ø before shrinking mm	Cable ext. Ø range mm	Cable c.s.a range mm <sup>2</sup>	Type		Length mm	Tubes per step	Quantity	SW Code
			white	yellow				
4,8	1,8 ÷ 4,2	0,5 ÷ 2,5	M3-48-12.5-WH1	M3-48-12.5-YE1	12,5	4	4.000	4820
			M3-48-25-WH1	M3-48-25-YE1	25	2	2.000	4822
			M3-48-50-WH1	M3-48-50-YE1	50	1	1.000	4824
6,4	2,5 ÷ 5,8	1 ÷ 6	M3-64-12.5-WH1	M3-64-12.5-YE1	12,5	4	4.000	4830
			M3-64-25-WH1	M3-64-25-YE1	25	2	2.000	4832
			M3-64-50-WH1	M3-64-50-YE1	50	1	1.000	4834
9,5	3,8 ÷ 8	4 ÷ 16	M3-95-12.5-WH1	M3-95-12.5-YE1	12,5	4	2.000	4840
			M3-95-25-WH1	M3-95-25-YE1	25	2	1.000	4842
			M3-95-50-WH1	M3-95-50-YE1	50	1	500	4844
12,7	4,85 ÷ 11	6 ÷ 35	M3-127-12.5-WH1	M3-127-12.5-YE1	12,5	4	2.000	4850
			M3-127-25-WH1	M3-127-25-YE1	25	2	1.000	4852
			M3-127-50-WH1	M3-127-50-YE1	50	1	500	4854
19	7 ÷ 17	16 ÷ 50	M3-190-50-WH1	M3-190-50-YE1	50	1	500	4864
25,4	9 ÷ 23	25 ÷ 120	M3-254-50-WH1	M3-254-50-YE1	50	1	300	4874
38,1	23 ÷ 36	120 ÷ 240	M3-381-50-WH1		50	1	100	4884

# TERMO-ROLL M3



LADDER, ON BOTH SIDES

irradiated  
**PO** **-** **55°C** **+** **135°C**



Internal Ø before shrinking mm	Cable ext. Ø range mm	Cable c.s.a range mm <sup>2</sup>	Type		Length mm	Tubes per step	Quantity	SW Code
			white	yellow				
2,4	1 ÷ 2,2	0,25 ÷ 0,5	M3-24-25-WH2	M3-24-25-YE2	25	2	2.000	4802
			M3-24-50-WH2	M3-24-50-YE2	50	1	1.000	4804
3,2	1,2 ÷ 2,8	0,25 ÷ 1	M3-32-25-WH2	M3-32-25-YE2	25	2	2.000	4812
			M3-32-50-WH2	M3-32-50-YE2	50	1	1.000	4814
4,8	1,8 ÷ 4,2	0,5 ÷ 2,5	M3-48-25-WH2	M3-48-25-YE2	25	2	2.000	4822
			M3-48-50-WH2	M3-48-50-YE2	50	1	1.000	4824
6,4	2,5 ÷ 5,8	1 ÷ 6	M3-64-25-WH2	M3-64-25-YE2	25	2	2.000	4832
			M3-64-50-WH2	M3-64-50-YE2	50	1	1.000	4834
9,5	3,8 ÷ 8	4 ÷ 16	M3-95-25-WH2	M3-95-25-YE2	25	2	1.000	4842
			M3-95-50-WH2	M3-95-50-YE2	50	1	500	4844
12,7	4,85 ÷ 11	6 ÷ 35	M3-127-25-WH2	M3-127-25-YE2	25	2	1.000	4852
			M3-127-50-WH2	M3-127-50-YE2	50	1	500	4854
19	7 ÷ 17	16 ÷ 50	M3-190-25-WH2	M3-190-25-YE2	25	2	1.000	4862
			M3-190-50-WH2	M3-190-50-YE2	50	1	500	4864
25,4	9 ÷ 23	25 ÷ 120	M3-254-25-WH2	M3-254-25-YE2	25	2	600	4872
			M3-254-50-WH2	M3-254-50-YE2	50	1	300	4874



CONTINUOUS, ON BOTH SIDES

irradiated  
**PO** **-** **55°C** **+** **135°C**



Internal Ø before shrinking mm	Cable ext. Ø range mm	Cable c.s.a range mm <sup>2</sup>	Type		Length m	Quantity	SW Code
			white	yellow			
2,4	1 ÷ 2,2	0,25 ÷ 0,5	M3-24-WH3		20	1	7000
			M3-24-WH3-50*		50	1	7000
3,2	1,2 ÷ 2,8	0,25 ÷ 1	M3-32-WH3		20	1	7010
			M3-32-WH3-100*		100	1	7010
4,8	1,8 ÷ 4,2	0,5 ÷ 2,5	M3-48-WH3	M3-48-YE3	20	1	7020
			M3-48-WH3-100*		100	1	7020
6,4	2,5 ÷ 5,8	1 ÷ 6	M3-64-WH3	M3-64-YE3	20	1	7030
			M3-64-WH3-100*		100	1	7030
9,5	3,8 ÷ 8	4 ÷ 16	M3-95-WH3	M3-95-YE3	15	1	7040
			M3-95-WH3-100*		100	1	7040
12,7	4,8 ÷ 11	6 ÷ 35	M3-127-WH3	M3-127-YE3	15	1	7050
			M3-127-WH3-100*		100	1	7050
19	7 ÷ 17	16 ÷ 50	M3-190-WH3	M3-190-YE3	15	1	7060
			M3-190-WH3-100*		100	1	7060
25,4	9 ÷ 23	25 ÷ 120	M3-254-WH3	M3-254-YE3	15	1	7070

\*Use with desk-dispenser DSPB-TCS (see page 60)



Insert the cable into the tube, shrink by applying a hot air flow.

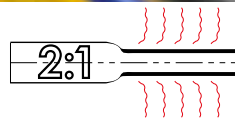
heat gun EHG 2000 ..... page 60  
support frame ..... page 60  
ribbons ..... page 61





# TERMO-ROLL H2

## Heat shrinkable tubing 2:1



ladder & continuous, shrinkage ratio 2:1

H2 type heat shrinkable tubing is used to provide highly legible and resistant identification of cables, pipes, conduits, etc within a minimum space.

Halogen Free composition provides flame retardant and low smoke emission characteristics suitable for safety critical applications including closed environments such as tunnels and subways, rail installations, marine and industrial applications.



LADDER, ONE SIDE ONLY

**Material:** Irradiated Polyolefin, shrinkage ratio 2:1

**Operating temperature range:** -55°C to +105°C

**Minimum shrinkage temperature:** > +90°C

Technical

**Resistance to liquids, after the shrinkage**

MIL-STD-202H / EN 50343 - Annex H / LUL C3349

SAE AS-5942

**Meets the requirements for fire testing of materials and components for trains in EN 45545-2 and NFPA 130.**


irradiated PO
HF
-55°C
+105°C
ROLLY
EN 45545-2
RoHS COMPLIANT 2011/65/EU

Internal Ø before shrinking mm	Cable ext. Ø range mm	Cable c.s.a range mm <sup>2</sup>	Type		Length mm	Tubes per step	Quantity	SW Code
			white	yellow				
2,4	1,6 ÷ 2	0,25 ÷ 0,5	H2-24-12.5-WH1		12,5	4	4.000	4800
			H2-24-25-WH1	H2-24-25-YE1	25	2	2.000	4802
			H2-24-50-WH1		50	1	1.000	4804
3,2	1,8 ÷ 2,8	0,5 ÷ 1	H2-32-12.5-WH1	H2-32-12.5-YE1	12,5	4	4.000	4810
			H2-32-25-WH1	H2-32-25-YE1	25	2	2.000	4812
			H2-32-50-WH1	H2-32-50-YE1	50	1	1.000	4814
4,8	2,8 ÷ 4,2	1 ÷ 2,5	H2-48-12.5-WH1	H2-48-12.5-YE1	12,5	4	4.000	4820
			H2-48-25-WH1	H2-48-25-YE1	25	2	2.000	4822
			H2-48-50-WH1	H2-48-50-YE1	50	1	1.000	4824
6,4	4,2 ÷ 5,8	4 ÷ 6	H2-64-12.5-WH1	H2-64-12.5-YE1	12,5	4	4.000	4830
			H2-64-19-WH1	H2-64-19-YE1	19	2	2.000	4831
			H2-64-25-WH1	H2-64-25-YE1	25	2	2.000	4832
			H2-64-38-WH1	H2-64-38-YE1	38	1	1.000	4833
9,5	5,8 ÷ 8	10 ÷ 16	H2-64-50-WH1	H2-64-50-YE1	50	1	1.000	4834
			H2-95-12.5-WH1	H2-95-12.5-YE1	12,5	4	2.000	4840
			H2-95-25-WH1	H2-95-25-YE1	25	2	1.000	4842
12,7	8 ÷ 11	25 ÷ 35	H2-95-50-WH1	H2-95-50-YE1	50	1	500	4844
			H2-127-50-WH1	H2-127-50-YE1	50	1	500	4854
19,1	11 ÷ 17	35 ÷ 50	H2-190-50-WH1	H2-190-50-YE1	50	1	500	4864
25,4	17 ÷ 23	50 ÷ 120	H2-254-50-WH1	H2-254-50-YE1	50	1	300	4874
38,1	23 ÷ 36	120 ÷ 240	H2-381-50-WH1	H2-381-50-YE1	50	1	100	4884
50,8	23 ÷ 48	240 ÷ 400	H2-508-50-WH1		50	1	100	4894

## TERMO-ROLL H2




LADDER, ON BOTH SIDES



Internal Ø before shrinking mm	Cable ext. Ø range mm	Cable c.s.a range mm <sup>2</sup>	Type		Length mm	Tubes per step	Quantity	SW Code
			white	yellow				
2,4	1,6 ÷ 2	0,25 ÷ 0,5	H2-24-25-WH2	H2-24-25-YE2	25	2	2.000	4802
			H2-24-50-WH2	H2-24-50-YE2	50	1	1.000	4804
3,2	1,8 ÷ 2,8	0,5 ÷ 1	H2-32-25-WH2	H2-32-25-YE2	25	2	2.000	4812
			H2-32-50-WH2	H2-32-50-YE2	50	1	1.000	4814
			H2-32-50-WH2BULK		50	1	5.000	4814
4,8	2,8 ÷ 4,2	1 ÷ 2,5	H2-48-25-WH2	H2-48-25-YE2	25	2	2.000	4822
			H2-48-50-WH2	H2-48-50-YE2	50	1	1.000	4824
			H2-48-50-WH2BULK		50	1	5.000	4824
6,4	4,2 ÷ 5,8	4 ÷ 6	H2-64-25-WH2	H2-64-25-YE2	25	2	2.000	4832
			H2-64-50-WH2	H2-64-50-YE2	50	1	1.000	4834
			H2-64-50-WH2BULK		50	1	3.000	4834
9,5	5,8 ÷ 8	10 ÷ 16	H2-95-25-WH2	H2-95-25-YE2	25	2	1.000	4842
			H2-95-50-WH2	H2-95-50-YE2	50	1	500	4844
			H2-95-50-WH2BULK		50	1	2.000	4844
12,7	8 ÷ 11	25 ÷ 35	H2-127-25-WH2	H2-127-25-YE2	25	2	1.000	4852
			H2-127-50-WH2	H2-127-50-YE2	50	1	500	4854
19,1	11 ÷ 17	35 ÷ 50	H2-190-25-WH2	H2-190-25-YE2	25	2	1.000	4862
			H2-190-50-WH2	H2-190-50-YE2	50	1	500	4864
25,4	17 ÷ 23	50 ÷ 120	H2-254-25-WH2	H2-254-25-YE2	25	2	600	4872
			H2-254-50-WH2	H2-254-50-YE2	50	1	300	4874
38,1	23 ÷ 36	120 ÷ 240	H2-381-25-WH2	H2-381-25-YE2	25	2	200	4882
			H2-381-50-WH2	H2-381-50-YE2	50	1	100	4884
50,8	23 ÷ 48	240 ÷ 400	H2-508-50-WH2	H2-508-50-YE2	50	1	100	4894



CONTINUOUS, ON BOTH SIDES

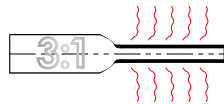


Internal Ø before shrinking mm	Cable ext. Ø range mm	Cable c.s.a range mm <sup>2</sup>	Type		Length m	Quantity	VPE
			white	yellow			
2,4	1,6 ÷ 2	0,25 ÷ 0,5	H2-24-WH3	H2-24-YE3	20	1	7000
			H2-24-WH3-50*	H2-24-YE3-50*	50	1	7000
3,2	1,8 ÷ 2,8	0,5 ÷ 1	H2-32-WH3	H2-32-YE3	20	1	7010
			H2-32-WH3-100*	H2-32-YE3-100*	100	1	7010
4,8	2,8 ÷ 4,2	1 ÷ 2,5	H2-48-WH3	H2-48-YE3	20	1	7020
			H2-48-WH3-100*	H2-48-YE3-100*	100	1	7020
6,4	4,2 ÷ 5,8	4 ÷ 6	H2-64-WH3	H2-64-YE3	20	1	7030
			H2-64-WH3-100*	H2-64-YE3-100*	100	1	7030
9,5	5,8 ÷ 8	10 ÷ 16	H2-95-WH3	H2-95-YE3	15	1	7040
			H2-95-WH3-100*	H2-95-YE3-100*	100	1	7040
12,7	8 ÷ 11	25 ÷ 35	H2-127-WH3	H2-127-YE3	15	1	7050
			H2-127-WH3-100*	H2-127-YE3-100*	100	1	7050
19	11 ÷ 17	35 ÷ 50	H2-190-WH3	H2-190-YE3	15	1	7060
			H2-190-WH3-100*	H2-190-YE3-100*	100	1	7060
25,4	17 ÷ 23	50 ÷ 120	H2-254-WH3	H2-254-YE3	15	1	7070
			H2-254-WH3-100*	H2-254-YE3-100*	100	1	7070
38,1	23 ÷ 36	120 ÷ 240	H2-381-WH3	H2-381-YE3	15	1	7080
			H2-381-WH3-60*	H2-381-YE3-60*	60	1	7080
50,8	27 ÷ 48	240 ÷ 400	H2-508-WH3	H2-508-YE3	15	1	7090
			H2-508-WH3-60*	H2-508-YE3-60*	60	1	7090

\*Use with desk-dispenser DSPB-TCS (see page 60)

# TERMO-ROLL H3

## Heat shrinkable tubing 3:1



*ladder & continuous, shrinkage ratio 3:1*

H3 type heat shrinkable tubing is used to provide highly legible and resistant identification of cables, pipes, conduits, etc within a minimum space.

High flexibility, fire resistance and a 3:1 shrinkage ratio to cover a wide range of cable diameters enable suitability for many industrial and technological applications.

**Material:** Irradiated Polyolefin, shrinkage ratio 3:1

**Operating temperature range:** -55°C to +135°C

**Minimum shrinkage temperature:** > +90°C

*Technical*

CSA recognised

*Flammability*

Flame retardant according to  
SAE-AMS-DTL-23053/5 class 1&3,  
UL 224 125°C 600V VW-1



LADDER, ONE SIDE ONLY



Internal Ø before shrinking mm	Cable ext. Ø range mm	Cable c.s.a range mm <sup>2</sup>	Type		Length mm	Tubes per step	Quantity	SW Code
			white	yellow				
4,8	1,8 ÷ 4,2	0,5 ÷ 2,5	H3-48-12.5-WH1	H3-48-12.5-YE1	12,5	4	4.000	4920
			H3-48-25-WH1	H3-48-25-YE1	25	2	2.000	4922
			H3-48-50-WH1	H3-48-50-YE1	50	1	1.000	4924
6	2,5 ÷ 5,5	1 ÷ 6	H3-60-12.5-WH1	H3-60-12.5-YE1	12,5	4	4.000	4930
			H3-60-25-WH1	H3-60-25-YE1	25	2	2.000	4932
			H3-60-50-WH1	H3-60-50-YE1	50	1	1.000	4934
9	4 ÷ 8	4 ÷ 16	H3-90-12.5-WH1	H3-90-12.5-YE1	12,5	4	2.000	4940
			H3-90-25-WH1	H3-90-25-YE1	25	2	1.000	4942
			H3-90-50-WH1	H3-90-50-YE1	50	1	500	4944
12	5 ÷ 11	6 ÷ 35	H3-120-12.5-WH1	H3-120-12.5-YE1	12,5	4	2.000	4950
			H3-120-25-WH1	H3-120-25-YE1	25	2	1.000	4952
			H3-120-50-WH1	H3-120-50-YE1	50	1	500	4954
18	6,5 ÷ 17	16 ÷ 50	H3-180-12.5-WH1	H3-180-12.5-YE1	12,5	4	2.000	4960
			H3-180-25-WH1	H3-180-25-YE1	25	2	1.000	4962
			H3-180-50-WH1	H3-180-50-YE1	50	1	500	4964
24	9 ÷ 23	25 ÷ 120	H3-240-50-WH1	H3-240-50-YE1	50	1	300	4974

# TERMO-ROLL H3



LADDER, ON BOTH SIDES

irradiated **PO** **55°C** **135°C**  



Internal Ø before shrinking mm	Cable ext. Ø range mm	Cable c.s.a range mm <sup>2</sup>	Type		Length mm	Tubes per step	Quantity	SW Code
			white	yellow				
3	1,2 ÷ 2,8	0,25 ÷ 1	H3-30-25-WH2	H3-30-25-YE2	25	2	2.000	4912
			H3-30-50-WH2	H3-30-50-YE2	50	1	1.000	4914
4,8	1,8 ÷ 4,2	0,5 ÷ 2,5	H3-48-25-WH2	H3-48-25-YE2	25	2	2.000	4922
			H3-48-50-WH2	H3-48-50-YE2	50	1	1.000	4924
6	2,5 ÷ 5,5	1 ÷ 6	H3-60-25-WH2	H3-60-25-YE2	25	2	2.000	4932
			H3-60-50-WH2	H3-60-50-YE2	50	1	1.000	4934
9	4 ÷ 8	4 ÷ 16	H3-90-25-WH2	H3-90-25-YE2	25	2	1.000	4942
			H3-90-50-WH2	H3-90-50-YE2	50	1	500	4944
12	5 ÷ 11	6 ÷ 35	H3-120-25-WH2	H3-120-25-YE2	25	2	1.000	4952
			H3-120-50-WH2	H3-120-50-YE2	50	1	500	4954
18	6,5 ÷ 17	16 ÷ 50	H3-180-25-WH2	H3-180-25-YE2	25	2	1.000	4962
			H3-180-50-WH2	H3-180-50-YE2	50	1	500	4964
24	9 ÷ 23	25 ÷ 120	H3-240-25-WH2	H3-240-25-YE2	25	1	600	4972
			H3-240-50-WH2	H3-240-50-YE2	50	1	300	4974
39	15 ÷ 37	50 ÷ 185	H3-390-50-WH2	H3-390-50-YE2	50	1	100	4984



CONTINUOUS, ON BOTH SIDES

irradiated **PO** **55°C** **135°C**  



Internal Ø before shrinking mm	Cable ext. Ø range mm	Cable c.s.a range mm <sup>2</sup>	Type		Length m	Quantity	SW Code
			white	yellow			
4,8	1,8 ÷ 4,2	0,5 ÷ 2,5	H3-48-WH3	H3-48-YE3	20	1	7120
6	2,5 ÷ 5,5	1 ÷ 6	H3-60-WH3	H3-60-YE3	20	1	7130
9	4 ÷ 8	4 ÷ 16	H3-90-WH3	H3-90-YE3	15	1	7140
12	5 ÷ 11	6 ÷ 35	H3-120-WH3	H3-120-YE3	15	1	7150
18	6,5 ÷ 17	16 ÷ 50	H3-180-WH3	H3-180-YE3	15	1	7160
24	9 ÷ 23	25 ÷ 120	H3-240-WH3	H3-240-YE3	15	1	7170
39	15 ÷ 37	50 ÷ 185		H3-390-YE3	15	1	7180
			H3-390-WH3-60		60	1	7180



Insert the cable into the tube, shrink by applying a hot air flow.

heat gun EHG 2000 ..... page 60  
 support frame ..... page 60  
 ribbons ..... page 61

# TERMO-ROLL D3

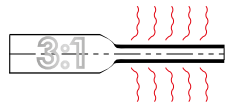
## Heat shrinkable tubing 3:1 Diesel resistant



ladder and continuous, shrinkage ratio 3:1

Also available family TERMO-ROLL D3 heat shrinkable tubes, ideal for applications where diesel resistance features are required, as per rolling stock applications.

Tubes are made of DIESEL RESISTANT heat shrinkable polyolefin, which provides fluid resistance as per NF-F00-608.



LADDER, ON BOTH SIDES

**Material:** extruded, crss linked Polyolefin, shrinkage ratio 3:1

**Operating temperature range:** -40°C to +125°C

**Minimum shrinkage temperature:** > +90°C



Internal Ø before shrinking mm	Cable ext. Ø range mm	Cable c.s.a range mm²	Type		Length mm	Tubes per step	Quantity	SW Code
			white	yellow				
2,4	1,6÷2	0,25÷0,5	D3-24-25-WH	D3-24-25-YE	25	2	2.000	
			D3-24-50-WH	D3-24-50-YE	50	1	1.000	
3,2	1,8÷2,8	0,5÷1	D3-32-25-WH	D3-32-25-YE	25	2	2.000	
			D3-32-50-WH	D3-32-50-YE	50	1	1.000	
			D3-48-25-WH	D3-48-25-YE	50	1	5.000	
			D3-48-50-WH	D3-48-50-YE	25	2	2.000	
4,8	2,8÷4,2	1÷2,5	D3-64-25-WH	D3-64-25-YE	50	1	1.000	
			D3-64-50-WH	D3-64-50-YE	50	1	5.000	
			D3-95-25-WH	D3-95-25-YE	25	2	2.000	
6,4	4,2÷5,8	4÷6	D3-95-50-WH	D3-95-50-YE	50	1	1.000	
			D3-127-25-WH	D3-127-25-YE	50	1	3.000	
			D3-127-50-WH	D3-127-50-YE	25	2	1.000	
9,5	5,8÷8	10÷16	D3-190-25-WH	D3-190-25-YE	50	1	500	
			D3-190-50-WH	D3-190-50-YE	50	1	2.000	
			D3-254-25-WH	D3-254-25-YE	25	2	1.000	
12,7	8÷11	25÷35	D3-254-50-WH	D3-254-50-YE	50	1	500	
			D3-381-25-WH	D3-381-25-YE	25	2	1.000	
19,1	11÷17	35÷50	D3-381-50-WH	D3-381-50-YE	50	1	500	
			D3-508-50-WH	D3-508-50-YE	25	2	600	



# TERMO-ROLL D3



CONTINUOUS, ON BOTH SIDES



Internal Ø before shrinking mm	Cable ext. Ø range mm	Cable c.s.a range mm <sup>2</sup>	Type		Length m	Quantity	Quantity
			white	yellow			
2,4	1,6 ÷ 2	0,25 ÷ 0,5	<b>D3-24-WH3-100</b>	<b>D3-24-YE3-100</b>	100	1	1
3,2	1,8 ÷ 2,8	0,5 ÷ 1	<b>D3-32-WH3-100</b>	<b>D3-32-YE3-100</b>	100	1	1
4,8	2,8 ÷ 4,2	1 ÷ 2,5	<b>D3-48-WH3-100</b>	<b>D3-48-YE3-100</b>	100	1	1
6,4	4,2 ÷ 5,8	4 ÷ 6	<b>D3-64-WH3-100</b>	<b>D3-64-YE3-100</b>	100	1	1
9,5	5,8 ÷ 8	10 ÷ 16	<b>D3-95-WH3-100</b>	<b>D3-95-YE3-100</b>	100	1	1
12,7	8 ÷ 11	25 ÷ 35	<b>D3-127-WH3-100</b>	<b>D3-127-YE3-100</b>	100	1	1
19	11 ÷ 17	35 ÷ 50	<b>D3-190-WH3-100</b>	<b>D3-190-YE3-100</b>	100	1	1
25,4	17 ÷ 23	50 ÷ 120	<b>D3-254-WH3-100</b>	<b>D3-254-YE3-100</b>	100	1	1
38,1	23 ÷ 36	120 ÷ 240	<b>D3-381-WH3-50</b>	<b>D3-381-YE3-50</b>	100	1	1
50,8	27 ÷ 48	240 ÷ 400	<b>D3-508-WH3-50</b>	<b>D3-508-YE3-50</b>	50	1	1



Insert the cable into the tube, shrink by applying a hot air flow.

heat gun EHG 2000 ..... page 60  
 support frame ..... page 60  
 ribbons ..... page 61

## SMP

## Stainless steel tie-on tags

for aggressive environments

Stainless Steel tie-on tags for the identification of cables, wiring and ducts in arduous applications such as: offshore platforms, shipbuilding, mining, underground, petrochemical, floating units for the production, storage and unloading of oil, refineries, railway infrastructure, food industry, solar field and, in general, where high resistance to aggressive environments is essential.



**Material:** AISI 316L Stainless steel

**Operating temperature range:**

up to +800°C (continuous)

up to +850°C (short periods)

Stainless  
Steel  
**AISI**

Size mm	N° text lines	N° characters per lines	Max numbers of characters	Type	Metal tie max width mm	Quantity
10 x 90	1	23	23	<b>SMP01A10X90</b>	4,6	500
20 x 90	3	23	69	<b>SMP01A20X90</b>	4,6	250





Directly on components using appropriate cable ties.

Stainless Steel INOX AISI 304 cable ties ..... page 90  
insulated Stainless Steel INOX AISI 304 cable ties . page 91



# SMP

**CEMBRE offers a personalised embossing service for the stainless steel tie-on tags**



solar fields



offshore platforms



mining



floating units



food industry



petrochemical

# SERIE GX

## Stainless Steel AISI 304 cable ties



Unique ball locking mechanism that allows simple and rapid installation and secure locking.

High tensile strength.

Nonflammability.

**Material:** AISI 304 Stainless Steel

High resistance to Acetic Acid, Alkalies, Sulphuric Acid, Corrosion, etc. In general very resistant to most hostile environments.

**Operating temperature range:** -80°C to +500°C

Stainless Steel  
AISI 304  
-80°C +500°C



Width mm	Length mm	Type	Ø max. bundle mm	Min. loop tensile strength kg	Quantity
4,5	200	GX200X4.5	50	46	100
	300	GX300X4.5	76		100
	370	GX370X4.5	102		100
	520	GX520X4.5	156		100



## 5527030079



Installation tool for Stainless Steel cable ties.

Type 5527030079

Width up to 7,9 mm

With cutting device

Weight: 0,56 kg

Length: 180 mm



Aluminium plates GMC-AL ..... page 79  
Stainless Steel tie-on tags SMP ..... page 88



## SERIE GXAC

*Insulated Stainless Steel INOX AISI 316 cable ties**Polyester coated*

STAINLESS STEEL AISI 316 cable ties for the most corrosive environments, coated with Polyester for better outdoor use. Smooth surface and rounded edges to ensure cable protection and user safety.

Equipped with an original ball-type closing mechanism that allows an easy and fast installation and prevents re-opening.

High resistance to acetic and sulfuric acids, to alkaline products and resistant to corrosion in the most adverse environments.

High tensile strength. Nonflammability.



**Material:** INOX AISI 316 Stainless steel, Polyester coated

**Operating temperature range:** -40°C to +150°C

Stainless Steel  
AISI 40°C 150°C

RoHS  
COMPLIANT  
2011/65/EU

Width mm	Length mm	Type	Ø max. bundle mm	Min. loop tensile strength kg	Quantity
4,6	125	GXAC125X4.6	38,0	46	100
	150	GXAC150X4.6	46,0		100
	200	GXAC200X4.6	61,9		100
	260	GXAC260X4.6	81,0		100
	290	GXAC290X4.6	90,6		100
	360	GXAC360X4.6	112,8		100
	520	GXAC520X4.6	163,8		100
	680	GXAC680X4.6	214,8		100
	840	GXAC840X4.6	265,7		100



Aluminium plates GMC-AL ..... page 79  
Stainless Steel tie-on tags SMP ..... page 88





# M1011KIT

## Label Embosser

for industrial-strength metal embossed labels

The industrial-strength RhinoM1011 embosses 12 mm stainless steel and Aluminum labels – with or without adhesive – that resist extreme weather, temperature, chemical and UV exposure.

This tough, durable embosser features an easy-to-use label cutting handle that cuts square or rounded edges, hole and cable tie punches, a trailing-edge measuring gauge and a rugged Cast-Aluminum frame to withstand tough working conditions.

With a deep emboss to ensure excellent character legibility, the RhinoM1011 is every bit as tough and durable as the labels it creates.



**M1011KIT** includes:

- M1011 Label Embosser with a horizontal Character Wheel and a reverse Image Character Wheel
- One non-Adhesive Aluminium Labels Roll 12 mm x 3.5 m **32500**
- One non-Adhesive Stainless Steel Labels Roll 12 mm x 5 m **31000**
- Hard Carry Case

## Metallic ribbons

for embosser RhinoM1011



Size mm	Self adhesive	Type	Material	Rolls	Quantity
12 x 6,4		<b>32500</b>	Stainless Steel	10	1
12 x 4,8		<b>31000</b>	Aluminium	10	1
12 x 3,65	✓	<b>35800</b>	Aluminium	10	1

## Manual cable marking system

Provides alternative manual systems for identifying cables, tubes, conduit, components and equipment.

- PMP push in cable markers
- RMS and FMS push on ring cable markers & flat ring markers
- SM snap on cable markers

### PUSH IN CABLE MARKERS WITH HOLDERS

PMP markers are very simple to use: the appropriate characters are collected in order on the insertion tool then pushed into the transparent holder mounted on the cable.

### PUSH ON RING CABLE MARKERS&FLAT RING MARKERS

RMS push on ring cable markers available in four range-taking sizes for marking cables with external diameters from 1,3 to 16 mm ( 0.05 to 0.62 in.)

FMS flat ring markers printed black on yellow, push onto tie on carriers for attachment to large diameter cables, etc.

### LABELS

Alphanumeric signs in PVC film.

### PRE-PRINTED MARKERS

Pre-printed cable markers essential for marking the optical fiber to the completed wiring.

### SNAP ON CABLE MARKERS

Minimum overall size snap on cable markers are particularly useful for applications where there is limited space between cables. It is unquestionably the best solution for small cross section conductors and for local network cables and can be fitted even after the conductors are connected.

Indispensable for identifying already completed wiring!

# RINGCABLESYS



# PMP-30

## Push in cable markers



*Polyamide, in strips*

PMP markers are very simple to use: the appropriate characters are collected in order on the insertion tool then pushed into the transparent holder mounted on the cable.

Once inserted, the characters are protected from degradation by Water, Alcohol, Acids, Alkalis and numerous Solvents.

Characters are available printed in black on white or yellow backgrounds, or colour coded according IEC Standard 757.

PM transparent marker holders can be premounted on cables for later insertion of marking characters without affecting the wiring.

PM transparent holders, in seven range-taking sizes, for identifying cables from 0,10 to 240 mm<sup>2</sup>. PM-ET self adhesive transparent holders for identifying components and equipment.

PA6.6 -30°C +90°C



Printed	Type		Quantity	Printed	Type		Quantity	Printed	Type		Quantity
	white	yellow			white	yellow			white	yellow	
0	23129-0	23124-0	500	P	23129-P	23124-P	500	0	23120-0	500	
1	23129-1	23124-1	500	Q	23129-Q	23124-Q	500		23123-	500	
2	23129-2	23124-2	500	R	23129-R	23124-R	500	1	23121-1	500	
3	23129-3	23124-3	500	S	23129-S	23124-S	500		23121-	500	
4	23129-4	23124-4	500	T	23129-T	23124-T	500	2	23122-2	500	
5	23129-5	23124-5	500	U	23129-U	23124-U	500	+	23122-PLS	500	
6	23129-6	23124-6	500	V	23129-V	23124-V	500		23122-	500	
7	23129-7	23124-7	500	W	23129-W	23124-W	500	3	23123-3	500	
8	23129-8	23124-8	500	X	23129-X	23124-X	500		23123-	500	
9	23129-9	23124-9	500	Y	23129-Y	23124-Y	500	5	23125-5	500	
A	23129-A	23124-A	500	Z	23129-Z	23124-Z	500		23125-	500	
B	23129-B	23124-B	500		23129-	23124-	500	6	23126-6	500	
C	23129-C	23124-C	500	+	23129-PLS	23124-PLS	500	-	23126-MNS	500	
D	23129-D	23124-D	500	-	23129-MNS	23124-MNS	500		23126-	500	
E	23129-E	23124-E	500	=	23129-EQL	23124-EQL	500	7	23127-7	500	
F	23129-F	23124-F	500	~	23129-AC	23124-AC	500		23127-	500	
G	23129-G	23124-G	500	.	23129-DOT	23124-DOT	500	8	23128-8	500	
H	23129-H	23124-H	500	,	23129-COM	23124-COM	500		23128-	500	
I	23129-I	23124-I	500	/	23129-STK	23124-STK	500				
J	23129-J	23124-J	500	:	23129-CLN	23124-CLN	500				
K	23129-K	23124-K	500	Δ	23129-DELTA	23124-DELTA	500				
L	23129-L	23124-L	500	⋈	23129-STAR	23124-STAR	500				
M	23129-M	23124-M	500	∅	23129-DIA	23124-DIA	500				
N	23129-N	23124-N	500	⏏	23129-GND	23124-GND	500				
O	23129-O	23124-O	500								

# PMP-30

**Material:** Polyamide 6.6, self extinguishing. Excellent stability and mechanical strength, high temperature resistance

**Operating temperature range:** -30°C to +90°C

## Tools for markers PMP-30

## Carriers for markers PMP-30

Each modular carrier for PMP-30 can hold 5 strips of markers. Modules may be combined ad infinitum.

PMP-ST 990002 carrier set, consisting of 5 modules (for 25 strips, 500 markers) is supplied with non-slip rubber feet.

The marker strip is inserted vertically, with no risk of loss of markers.

## STARTkit PMP-30

for holders PM

The kits contain:

- PMP-30 characters, black on white (numbers, letter and symbols)
- PM transparent holders
- 1x PMP-ST carrier set for 25 strips
- 1x insertion tool PMP-SMT length 15 mm

carrier PMP-ST



ex traction tool PMP-ET



insertion tool PMP-SMT



Family	Description	Type	Tab length mm	Quantity
PMP-SMT	insertion tool	990005	15	1
		990006	20	1
PMP-ET	extraction tool	9900018	15	1

Family	Description	Type	Strips accommodated	Quantity
PMP-ST	single module	990001	5	1
	carrier set	990002	25	1

Family	Type	Quantity
STARTKIT	990050	1
	990051L	1

Product Family	Product Type	Type 990050	Type 990051L
		Quantity	Quantity
PMP-30	23129-0	500	100
	23129-1	500	100
	23129-2	500	100
	23129-3	500	100
	23129-4	500	100
	23129-5	500	100
	23129-6	500	100
	23129-7	500	100
	23129-8	500	100
	23129-9	500	100
	23129-R	500	100
	23129-S	500	100
	23129-T	500	100
	23129-U	500	100
	23129-V	500	100
	23129-W	500	100
	23129-X	500	100
	23129-Y	500	100
	23129-Z	500	100
	23129-N	500	100
23129-PLS	500	100	
23129-MNS	500	100	
23129-EQL	500	100	
23129-AC	500	100	
23129-GND	500	100	
PM-01	50112	1.000	1.000
PM-02	50212	1.000	1.000
PM-03	50312	500	500
PM-04	50411	500	
PMP-ST	990002	1	1
PMP-SMT	990005	1	1



tag holders PM..... page 121

tag holders PM-AC..... page 128  
tag holders PM-ET ..... page 129





# RMS-01

## Push on ring cable markers



alphanumeric

RMS push on ring cable markers available in four range-taking sizes for marking cables with external diameters from 1,3 to 16 mm. Characters are printed in black on a white or yellow background, or according to the IEC 757 colour code for numbered or unprinted versions. Made from soft PVC, self extinguishing according to V0 (UL 94), they are chevron cut for perfect alignment on the conductor. Characters are printed by a hot process, making a slight impression in the material to maintain indelible marking over time.

**Material:** Soft PVC, self extinguishing V0 according to UL94

**Operating temperature range:** -30°C to +90°C

**Cable ext. Ø range** 1,3 ÷ 3 mm

**C.s.a range** 0,35 ÷ 1 mm<sup>2</sup>



Printed	Type		Quantity bag	Printed	Type		Quantity bag	Printed	Type		Quantity bag
	white	yellow			white	yellow			white	yellow	
0	59549-0	59544-0	1.000	R	59549-R	59544-R	1.000	0	59540-0	1.000	
1	59549-1	59544-1	1.000	S	59549-S	59544-S	1.000		59540-	1.000	
2	59549-2	59544-2	1.000	T	59549-T	59544-T	1.000	1	59541-1	1.000	
3	59549-3	59544-3	1.000	U	59549-U	59544-U	1.000		59541-	1.000	
4	59549-4	59544-4	1.000	V	59549-V	59544-V	1.000	2	59542-2	1.000	
5	59549-5	59544-5	1.000	W	59549-W	59544-W	1.000	+	59542-PLS	1.000	
6	59549-6	59544-6	1.000	X	59549-X	59544-X	1.000		59542-	1.000	
7	59549-7	59544-7	1.000	Y	59549-Y	59544-Y	1.000	3	59543-3	1.000	
8	59549-8	59544-8	1.000	Z	59549-Z	59544-Z	1.000		59543-	1.000	
9	59549-9	59544-9	1.000		59549-	59544-	1.000	5	59545-5	1.000	
A	59549-A	59544-A	1.000	+	59549-PLS	59544-PLS	1.000		59545-	1.000	
B	59549-B	59544-B	1.000	-	59549-MNS	59544-MNS	1.000	6	59546-6	1.000	
C	59549-C	59544-C	1.000	=	59549-EQL	59544-EQL	1.000	-	59546-MNS	1.000	
D	59549-D	59544-D	1.000	/	59549-STK	59544-STK	1.000		59546-	1.000	
E	59549-E	59544-E	1.000	.	59549-DOT	59544-DOT	1.000	7	59547-7	1.000	
F	59549-F	59544-F	1.000	,	59549-COM	59544-COM	1.000		59547-	1.000	
G	59549-G	59544-G	1.000	:	59549-CLN	59544-CLN	1.000	8	59548-8	1.000	
H	59549-H	59544-H	1.000	;	59549-SCLN	59544-SCLN	1.000		59548-	1.000	
I	59549-I	59544-I	1.000	⊥	59549-GND	59544-GND	1.000				
J	59549-J	59544-J	1.000	⊕	59549-GNDP	59544-GNDP	1.000				
K	59549-K	59544-K	1.000	~	59549-AC	59544-AC	1.000				
L	59549-L	59544-L	1.000	Ω	59549-OHM	59544-OHM	1.000				
M	59549-M	59544-M	1.000	*	59549-AST	59544-AST	1.000				
N	59549-N	59544-N	1.000	Δ	59549-DELTA	59544-DELTA	1.000				
O	59549-O	59544-O	1.000	∩	59549-STAR	59544-STAR	1.000				
P	59549-P	59544-P	1.000	∅	59549-DIA	59544-DIA	1.000				
Q	59549-Q	59544-Q	1.000								





## RMS-01

plasticised  
PVC 30°C 90°C

RoHS  
COMPLIANT  
2011/65/EU

Printed	Type		Quantity reel	Printed	Type		Quantity reel
	white	yellow			white	yellow	
0	59349-0	59344-0	1.000	R	59349-R	59344-R	1.000
1	59349-1	59344-1	1.000	S	59349-S	59344-S	1.000
2	59349-2	59344-2	1.000	T	59349-T	59344-T	1.000
3	59349-3	59344-3	1.000	U	59349-U	59344-U	1.000
4	59349-4	59344-4	1.000	V	59349-V	59344-V	1.000
5	59349-5	59344-5	1.000	W	59349-W	59344-W	1.000
6	59349-6	59344-6	1.000	X	59349-X	59344-X	1.000
7	59349-7	59344-7	1.000	Y	59349-Y	59344-Y	1.000
8	59349-8	59344-8	1.000	Z	59349-Z	59344-Z	1.000
9	59349-9	59344-9	1.000		59349-	59344-	1.000
A	59349-A	59344-A	1.000	+	59349-PLS	59344-PLS	1.000
B	59349-B	59344-B	1.000	-	59349-MNS	59344-MNS	1.000
C	59349-C	59344-C	1.000	=	59349-EQL	59344-EQL	1.000
D	59349-D	59344-D	1.000	/	59349-STK	59344-STK	1.000
E	59349-E	59344-E	1.000	.	59349-DOT	59344-DOT	1.000
F	59349-F	59344-F	1.000	,	59349-COM	59344-COM	1.000
G	59349-G	59344-G	1.000	:	59349-CLN	59344-CLN	1.000
H	59349-H	59344-H	1.000	;	59349-SCLN	59344-SCLN	1.000
I	59349-I	59344-I	1.000	⊥	59349-GND	59344-GND	1.000
J	59349-J	59344-J	1.000	⊕	59349-GNDP	59344-GNDP	1.000
K	59349-K	59344-K	1.000	~	59349-AC	59344-AC	1.000
L	59349-L	59344-L	1.000	Ω	59349-OHM	59344-OHM	1.000
M	59349-M	59344-M	1.000	*	59349-AST	59344-AST	1.000
N	59349-N	59344-N	1.000	Δ	59349-DELTA	59344-DELTA	1.000
O	59349-O	59344-O	1.000	∧	59349-STAR	59344-STAR	1.000
P	59349-P	59344-P	1.000	∅	59349-DIA	59344-DIA	1.000
Q	59349-Q	59344-Q	1.000				



### Insertion tool for push on ring cable markers

Family	Type	For push on ring cable markers	Quantity
RMT-01	990023	RMS-01	1
RMT-02	990024	RMS-02	1
RMT-03	990025	RMS-03	1



Directly on the cable.



# RMS-02

## Push on ring cable markers



alphanumeric

RMS push on ring cable markers available in four range-taking sizes for marking cables with external diameters from 1,3 to 16 mm. Characters are printed in black on a white or yellow background, or according to the IEC 757 colour code for numbered or unprinted versions. Made from soft PVC, self extinguishing according to V0 (UL 94), they are chevron cut for perfect alignment on the conductor. Characters are printed by a hot process, making a slight impression in the material to maintain indelible marking over time.

**Material:** Soft PVC, self extinguishing V0 according to UL94

**Operating temperature range:** -30°C to +90°C

**Cable ext. Ø range** 2,5 ÷ 5 mm

**C.s.a range** 1,5 ÷ 4 mm<sup>2</sup>



Printed	Type		Quantity bag	Printed	Type		Quantity bag	Printed	Type		Quantity bag
	white	yellow			white	yellow			white	yellow	
0	59649-0	59644-0	1.000	R	59649-R	59644-R	1.000	0	59640-0	1.000	
1	59649-1	59644-1	1.000	S	59649-S	59644-S	1.000		59640-	1.000	
2	59649-2	59644-2	1.000	T	59649-T	59644-T	1.000	1	59641-1	1.000	
3	59649-3	59644-3	1.000	U	59649-U	59644-U	1.000		59641-	1.000	
4	59649-4	59644-4	1.000	V	59649-V	59644-V	1.000	2	59642-2	1.000	
5	59649-5	59644-5	1.000	W	59649-W	59644-W	1.000	+	59642-PLS	1.000	
6	59649-6	59644-6	1.000	X	59649-X	59644-X	1.000		59642-	1.000	
7	59649-7	59644-7	1.000	Y	59649-Y	59644-Y	1.000	3	59643-3	1.000	
8	59649-8	59644-8	1.000	Z	59649-Z	59644-Z	1.000		59643-	1.000	
9	59649-9	59644-9	1.000		59649-	59644-	1.000	5	59645-5	1.000	
A	59649-A	59644-A	1.000	+	59649-PLS	59644-PLS	1.000		59645-	1.000	
B	59649-B	59644-B	1.000	-	59649-MNS	59644-MNS	1.000	6	59646-6	1.000	
C	59649-C	59644-C	1.000	=	59649-EQL	59644-EQL	1.000	-	59646-MNS	1.000	
D	59649-D	59644-D	1.000	/	59649-STK	59644-STK	1.000		59646-	1.000	
E	59649-E	59644-E	1.000	.	59649-DOT	59644-DOT	1.000	7	59647-7	1.000	
F	59649-F	59644-F	1.000	,	59649-COM	59644-COM	1.000		59647-	1.000	
G	59649-G	59644-G	1.000	:	59649-CLN	59644-CLN	1.000	8	59648-8	1.000	
H	59649-H	59644-H	1.000	;	59649-SCLN	59644-SCLN	1.000		59648-	1.000	
I	59649-I	59644-I	1.000	⊥	59649-GND	59644-GND	1.000				
J	59649-J	59644-J	1.000	⊕	59649-GNDP	59644-GNDP	1.000				
K	59649-K	59644-K	1.000	~	59649-AC	59644-AC	1.000				
L	59649-L	59644-L	1.000	Ω	59649-OHM	59644-OHM	1.000				
M	59649-M	59644-M	1.000	*	59649-AST	59644-AST	1.000				
N	59649-N	59644-N	1.000	Δ	59649-DELTA	59644-DELTA	1.000				
O	59649-O	59644-O	1.000	∩	59649-STAR	59644-STAR	1.000				
P	59649-P	59644-P	1.000	∅	59649-DIA	59644-DIA	1.000				
Q	59649-Q	59644-Q	1.000								



# RMS-02

plasticised  
PVC 30°C 90°C

UL94  
VO  
RoHS  
COMPLIANT  
2011/65/EU

Printed	Type		Quantity reel	Printed	Type		Quantity reel
	white	yellow			white	yellow	
0	59449-0	59444-0	1.000	R	59449-R	59444-R	1.000
1	59449-1	59444-1	1.000	S	59449-S	59444-S	1.000
2	59449-2	59444-2	1.000	T	59449-T	59444-T	1.000
3	59449-3	59444-3	1.000	U	59449-U	59444-U	1.000
4	59449-4	59444-4	1.000	V	59449-V	59444-V	1.000
5	59449-5	59444-5	1.000	W	59449-W	59444-W	1.000
6	59449-6	59444-6	1.000	X	59449-X	59444-X	1.000
7	59449-7	59444-7	1.000	Y	59449-Y	59444-Y	1.000
8	59449-8	59444-8	1.000	Z	59449-Z	59444-Z	1.000
9	59449-9	59444-9	1.000		59449-	59444-	1.000
A	59449-A	59444-A	1.000	+	59449-PLS	59444-PLS	1.000
B	59449-B	59444-B	1.000	-	59449-MNS	59444-MNS	1.000
C	59449-C	59444-C	1.000	=	59449-EQL	59444-EQL	1.000
D	59449-D	59444-D	1.000	/	59449-STK	59444-STK	1.000
E	59449-E	59444-E	1.000	.	59449-DOT	59444-DOT	1.000
F	59449-F	59444-F	1.000	,	59449-COM	59444-COM	1.000
G	59449-G	59444-G	1.000	:	59449-CLN	59444-CLN	1.000
H	59449-H	59444-H	1.000	;	59449-SCLN	59444-SCLN	1.000
I	59449-I	59444-I	1.000	⊥	59449-GND	59444-GND	1.000
J	59449-J	59444-J	1.000	⊕	59449-GNDP	59444-GNDP	1.000
K	59449-K	59444-K	1.000	~	59449-AC	59444-AC	1.000
L	59449-L	59444-L	1.000	Ω	59449-OHM	59444-OHM	1.000
M	59449-M	59444-M	1.000	*	59449-AST	59444-AST	1.000
N	59449-N	59444-N	1.000	Δ	59449-DELTA	59444-DELTA	1.000
O	59449-O	59444-O	1.000	∧	59449-STAR	59444-STAR	1.000
P	59449-P	59444-P	1.000	∅	59449-DIA	59444-DIA	1.000
Q	59449-Q	59444-Q	1.000				



Directly on the cable.

tools..... page 97



# RMS-03

## Push on ring cable markers



alphanumeric

RMS push on ring cable markers available in four range-taking sizes for marking cables with external diameters from 1,3 to 16 mm. Characters are printed in black on a white or yellow background, or according to the IEC 757 colour code for numbered or unprinted versions. Made from soft PVC, self extinguishing according to V0 (UL 94), they are chevron cut for perfect alignment on the conductor. Characters are printed by a hot process, making a slight impression in the material to maintain indelible marking over time.

**Material:** Soft PVC, self extinguishing V0 according to UL94

**Operating temperature range:** -30°C to +90°C

**Cable ext. Ø range** 4 ÷ 10 mm

**C.s.a range** 4 ÷ 16 mm<sup>2</sup>



Printed	Type		Quantity bag	Printed	Type		Quantity bag	Printed	Type		Quantity bag
	white	yellow			white	yellow			white	yellow	
0	59749-0	59744-0	500	R	59749-R	59744-R	500	0	59740-0	500	
1	59749-1	59744-1	500	S	59749-S	59744-S	500		59740-	500	
2	59749-2	59744-2	500	T	59749-T	59744-T	500	1	59741-1	500	
3	59749-3	59744-3	500	U	59749-U	59744-U	500		59741-	500	
4	59749-4	59744-4	500	V	59749-V	59744-V	500	2	59742-2	500	
5	59749-5	59744-5	500	W	59749-W	59744-W	500	+	59742-PLS	500	
6	59749-6	59744-6	500	X	59749-X	59744-X	500		59742-	500	
7	59749-7	59744-7	500	Y	59749-Y	59744-Y	500	3	59743-3	500	
8	59749-8	59744-8	500	Z	59749-Z	59744-Z	500		59743-	500	
9	59749-9	59744-9	500		59749-	59744-	500	5	59745-5	500	
A	59749-A	59744-A	500	+	59749-PLS	59744-PLS	500		59745-	500	
B	59749-B	59744-B	500	-	59749-MNS	59744-MNS	500	6	59746-6	500	
C	59749-C	59744-C	500	=	59749-EQL	59744-EQL	500	-	59746-MNS	500	
D	59749-D	59744-D	500	/	59749-STK	59744-STK	500		59746-	500	
E	59749-E	59744-E	500	.	59749-DOT	59744-DOT	500	7	59747-7	500	
F	59749-F	59744-F	500	,	59749-COM	59744-COM	500		59747-	500	
G	59749-G	59744-G	500	:	59749-CLN	59744-CLN	500	8	59748-8	500	
H	59749-H	59744-H	500	;	59749-SCLN	59744-SCLN	500		59748-	500	
I	59749-I	59744-I	500	⊥	59749-GND	59744-GND	500				
J	59749-J	59744-J	500	⊕	59749-GNDP	59744-GNDP	500				
K	59749-K	59744-K	500	~	59749-AC	59744-AC	500				
L	59749-L	59744-L	500	Ω	59749-OHM	59744-OHM	500				
M	59749-M	59744-M	500	*	59749-AST	59744-AST	500				
N	59749-N	59744-N	500	Δ	59749-DELTA	59744-DELTA	500				
O	59749-O	59744-O	500	∧	59749-STAR	59744-STAR	500				
P	59749-P	59744-P	500	∅	59749-DIA	59744-DIA	500				
Q	59749-Q	59744-Q	500								



Directly on the cable

tools..... page 97





# RMS-04

## Push on ring cable markers

alphanumeric

RMS push on ring cable markers available in four range-taking sizes for marking cables with external diameters from 1,3 to 16 mm. Characters are printed in black on a white or yellow background, or according to the IEC 757 colour code for numbered or unprinted versions. Made from soft PVC, self extinguishing according to V0 (UL 94), they are chevron cut for perfect alignment on the conductor. Characters are printed by a hot process, making a slight impression in the material to maintain indelible marking over time.

**Material:** Soft PVC, self extinguishing according to class V0: UL 94

**Operating temperature range:** -30°C to +90°C

**Cable ext. Ø range** 8 ÷ 16 mm

**C.s.a range** 16 ÷ 70 mm<sup>2</sup>



Printed	Type		Quantity bag	Printed	Type		Quantity bag	Printed	Type		Quantity bag
	white	yellow			white	yellow			white	yellow	
0	59849-0	59844-0	100	R	59849-R	59844-R	100	0	59840-0	100	
1	59849-1	59844-1	100	S	59849-S	59844-S	100		59840-	100	
2	59849-2	59844-2	100	T	59849-T	59844-T	100	1	59841-1	100	
3	59849-3	59844-3	100	U	59849-U	59844-U	100		59841-	100	
4	59849-4	59844-4	100	V	59849-V	59844-V	100	2	59842-2	100	
5	59849-5	59844-5	100	W	59849-W	59844-W	100	+	59842-PLS	100	
6	59849-6	59844-6	100	X	59849-X	59844-X	100		59842-	100	
7	59849-7	59844-7	100	Y	59849-Y	59844-Y	100	3	59843-3	100	
8	59849-8	59844-8	100	Z	59849-Z	59844-Z	100		59843-	100	
9	59849-9	59844-9	100		59849-	59844-	100	5	59845-5	100	
A	59849-A	59844-A	100	+	59849-PLS	59844-PLS	100		59845-	100	
B	59849-B	59844-B	100	-	59849-MNS	59844-MNS	100	6	59846-6	100	
C	59849-C	59844-C	100	=	59849-EQL	59844-EQL	100	-	59846-MNS	100	
D	59849-D	59844-D	100	/	59849-STK	59844-STK	100		59846-	100	
E	59849-E	59844-E	100	.	59849-DOT	59844-DOT	100	7	59847-7	100	
F	59849-F	59844-F	100	,	59849-COM	59844-COM	100		59847-	100	
G	59849-G	59844-G	100	:	59849-CLN	59844-CLN	100	8	59848-8	100	
H	59849-H	59844-H	100	;	59849-SCLN	59844-SCLN	100		59848-	100	
I	59849-I	59844-I	100	⊥	59849-GND	59844-GND	100				
J	59849-J	59844-J	100	⊕	59849-GNDP	59844-GNDP	100				
K	59849-K	59844-K	100	~	59849-AC	59844-AC	100				
L	59849-L	59844-L	100	Ω	59849-OHM	59844-OHM	100				
M	59849-M	59844-M	100	*	59849-AST	59844-AST	100				
N	59849-N	59844-N	100	Δ	59849-DELTA	59844-DELTA	100				
O	59849-O	59844-O	100	⋈	59849-STAR	59844-STAR	100				
P	59849-P	59844-P	100	∅	59849-DIA	59844-DIA	100				
Q	59849-Q	59844-Q	100								



Directly on the cable.

tools.....page 97





# FMS

## Push on flat ring cable markers

with tie on carriers

FMS flat ring markers printed black on yellow, push onto tie on carriers for attachment to large diameter cables, etc.

Made from soft PVC, self extinguishing according to V0 (UL 94), they are chevron cut for perfect alignment on the conductor.

Characters are printed by a hot process, making a slight impression in the material to maintain indelible marking over time.



**Material:** Soft PVC, self extinguishing V0 according to UL94

**Operating temperature range:** -30°C to +90°C



Length mm	Printed	Type yellow	Quantity	Length mm	Printed	Type yellow	Quantity	Length mm	Printed	Type yellow	Quantity
4	0	32274-0	500	4	J	32274-J	500	4	+	32274-PLS	500
4	1	32274-1	500	4	K	32274-K	500	4	-	32274-MNS	500
4	2	32274-2	500	4	L	32274-L	500	4	=	32274-EQL	500
4	3	32274-3	500	4	M	32274-M	500	4	/	32274-STK	500
4	4	32274-4	500	4	N	32274-N	500	4	.	32274-DOT	500
4	5	32274-5	500	4	O	32274-O	500	4	,	32274-COM	500
4	6	32274-6	500	4	P	32274-P	500	4	:	32274-CLN	500
4	7	32274-7	500	4	Q	32274-Q	500	4	;	32274-SCLN	500
4	8	32274-8	500	4	R	32274-R	500	4	⊥	32274-GND	500
4	9	32274-9	500	4	S	32274-S	500	4	⊕	32274-GNDP	500
4	A	32274-A	500	4	T	32274-T	500	4	~	32274-AC	500
4	B	32274-B	500	4	U	32274-U	500	4	Ω	32274-OHM	500
4	C	32274-C	500	4	V	32274-V	500	4	*	32274-AST	500
4	D	32274-D	500	4	W	32274-W	500	4	Δ	32274-DELTA	500
4	E	32274-E	500	4	X	32274-X	500	4	∟	32274-STAR	500
4	F	32274-F	500	4	Y	32274-Y	500	4	∅	32274-DIA	500
4	G	32274-G	500	4	Z	32274-Z	500				
4	H	32274-H	500	4		32274-	500				
4	I	32274-I	500	40		20314	100				



## Carrier for push on flat ring cable markers

tie width max 4,8mm



Family	Height mm	Length mm	Type	N° of rings	Quantity
FMH-7	9	30	990088	7	1
FMH-12	9	50	990089	12	1
FMH-18	9	70	990090	18	1

# MS-ETF

## Laminated write on-tie on

pre-cut, one piece markers, tie on

For attachment by cable ties to pipes, conduits and cables with larger diameters.

A permanent marker is used to handwrite data on the tag over which an adhesive, transparent film is applied for protection.



**Material:** UV stabilised Polypropylene (PP) for tag. Polyester (O-PET) for protective film.

**Operating temperature range:** -10°C to +60°C

**Application temperature range:** > +10°C

PP
HF
-10°C
+60°C
RoHS COMPLIANT 2011/65/EU

Height mm	Length mm	Type yellow	Print area mm	Cable tie max width mm	Quantity
14	70	4810-YE	48 x 10	4,8	100
15	100	5515-YE	55 x 15	4,8	100
15	130	8515-YE	85 x 15	4,8	100



Directly on the cable.

cable ties..... page 133

# ANS

## Wraparound cable markers



*self adhesive, self laminating, square corners, precut*

Adhesive preprinted strips for the temporary or permanent marking of insulated and uninsulated conductors.

ANS strips may be used in the production of electric motors as the material will withstand the oven temperatures at which the insulating resins of stators and rotors are baked.

Also available with numeric and alphanumeric combinations and progressions.

**PET** **-** **40°C** **+** **150°C**



Size mm	Printed	Type white	Strips per sheet	Quantity	Size mm	Printed	Type white	Strips per sheet	Quantity	Size mm	Printed	Type white	Strips per sheet	Quantity
8 x 65		25109-	20	300	8 x 65	X	25109-Y	20	300	8 x 65	22	25109-22	20	300
8 x 65	A	25109-A	20	300	8 x 65	Y	25109-X	20	300	8 x 65	23	25109-23	20	300
8 x 65	B	25109-B	20	300	8 x 65	Z	25109-Z	20	300	8 x 65	24	25109-24	20	300
8 x 65	C	25109-C	20	300	8 x 65	0	25109-0	20	300	8 x 65	25	25109-25	20	300
8 x 65	D	25109-D	20	300	8 x 65	1	25109-1	20	300	8 x 65	26	25109-26	20	300
8 x 65	E	25109-E	20	300	8 x 65	2	25109-2	20	300	8 x 65	27	25109-27	20	300
8 x 65	F	25109-F	20	300	8 x 65	3	25109-3	20	300	8 x 65	28	25109-28	20	300
8 x 65	G	25109-G	20	300	8 x 65	4	25109-4	20	300	8 x 65	29	25109-29	20	300
8 x 65	H	25109-H	20	300	8 x 65	5	25109-5	20	300	8 x 65	30	25109-30	20	300
8 x 65	I	25109-J	20	300	8 x 65	6	25109-6	20	300	8 x 65	31	25109-31	20	300
8 x 65	J	25109-K	20	300	8 x 65	7	25109-7	20	300	8 x 65	32	25109-32	20	300
8 x 65	K	25109-I	20	300	8 x 65	8	25109-8	20	300	8 x 65	33	25109-33	20	300
8 x 65	L	25109-L	20	300	8 x 65	9	25109-9	20	300	8 x 65	34	25109-34	20	300
8 x 65	M	25109-M	20	300	8 x 65	10	25109-10	20	300	8 x 65	35	25109-35	20	300
8 x 65	N	25109-N	20	300	8 x 65	11	25109-11	20	300	8 x 65	36	25109-36	20	300
8 x 65	Ñ	25109-Ñ	20	300	8 x 65	12	25109-12	20	300	8 x 65	37	25109-37	20	300
8 x 65	O	25109-O	20	300	8 x 65	13	25109-13	20	300	8 x 65	38	25109-38	20	300
8 x 65	P	25109-P	20	300	8 x 65	14	25109-14	20	300	8 x 65	39	25109-39	20	300
8 x 65	Q	25109-Q	20	300	8 x 65	15	25109-15	20	300	8 x 65	40	25109-40	20	300
8 x 65	R	25109-R	20	300	8 x 65	16	25109-16	20	300	8 x 65	43	25109-43	20	300
8 x 65	S	25109-S	20	300	8 x 65	17	25109-17	20	300	8 x 65	44	25109-44	20	300
8 x 65	T	25109-T	20	300	8 x 65	18	25109-18	20	300	8 x 65	45	25109-45	20	300
8 x 65	U	25109-U	20	300	8 x 65	19	25109-19	20	300	8 x 65	U1	25109-U1	20	300
8 x 65	V	25109-V	20	300	8 x 65	20	25109-20	20	300	8 x 65	U2	25109-U2	20	300
8 x 65	W	25109-W	20	300	8 x 65	21	25109-21	20	300	8 x 65	U3	25109-U3	20	300

# ANS



**Material:** Polyester film. Resistant to Water, Alcohol, Oils and Atmospheric Agents. Excellent dimensional stability

**Operating temperature range:** -40°C to +150°C

**Application temperature range:** +10°C to +40°C

**PET** **-** **40°C** **+** **150°C**



Size mm	Printed	Type white	Strips per sheet	Quantity	Size mm	Printed	Type white	Strips per sheet	Quantity	Size mm	Printed	Type white	Strips per sheet	Quantity
8 x 65	U4	25109-U4	20	300	8 x 65	V8	25109-V8	20	300	8 x 65	W12	25109-W12	20	300
8 x 65	U5	25109-U5	20	300	8 x 65	V9	25109-V9	20	300	8 x 65	F1	25109-F1	20	300
8 x 65	U6	25109-U6	20	300	8 x 65	V10	25109-V10	20	300	8 x 65	F2	25109-F2	20	300
8 x 65	U7	25109-U7	20	300	8 x 65	V11	25109-V11	20	300	8 x 65	X1	25109-X1	20	300
8 x 65	U8	25109-U8	20	300	8 x 65	V12	25109-V12	20	300	8 x 65	X2	25109-X2	20	300
8 x 65	U9	25109-U9	20	300	8 x 65	W1	25109-W1	20	300	8 x 65	Y1	25109-Y1	20	300
8 x 65	U10	25109-U10	20	300	8 x 65	W2	25109-W2	20	300	8 x 65	Y2	25109-Y2	20	300
8 x 65	U11	25109-U11	20	300	8 x 65	W3	25109-W3	20	300	8 x 65	Z1	25109-Z1	20	300
8 x 65	U12	25109-U12	20	300	8 x 65	W4	25109-W4	20	300	8 x 65	Z2	25109-Z2	20	300
8 x 65	V1	25109-V1	20	300	8 x 65	W5	25109-W5	20	300	8 x 65	302	25109-302	20	300
8 x 65	V2	25109-V2	20	300	8 x 65	W6	25109-W6	20	300	8 x 65	309	25109-309	20	300
8 x 65	V3	25109-V3	20	300	8 x 65	W7	25109-W7	20	300	8 x 65	310	25109-310	20	300
8 x 65	V4	25109-V4	20	300	8 x 65	W8	25109-W8	20	300	8 x 65	⏏	25109-GND	20	300
8 x 65	V5	25109-V5	20	300	8 x 65	W9	25109-W9	20	300	8 x 65	+	25109-PLS	20	300
8 x 65	V6	25109-V6	20	300	8 x 65	W10	25109-W10	20	300	8 x 65	-	25109-MNS	20	300
8 x 65	V7	25109-V7	20	300	8 x 65	W11	25109-W11	20	300					



Directly on cables.



# ANL

## Alphanumeric signs

Pre-printed, in PVC and Aluminium

Also available with numeric and alphanumeric combinations and progressions.

\*AR: Aluminium undrilled, not adhesive, made to order.

NOTE: Sign with letter " I " is narrower.



**Material:** PVC film

**Operating temperature range:** -40°C to +80°C

**Application temperature range:** +10°C to +40°C

PVC 40°C 80°C



Size mm	Type yellow	Quantity	Size mm	Type yellow	Quantity
10 x 6	374101-...	500	10 x 12	374101-...	500
13 x 9	374102-...	450	13 x 18	374102-...	450
11 x 11	374114-...	300	11 x 22	374114-...	300
15 x 10	374103-...	280	15 x 20	374103-...	280
20 x 12	374104-...	240	20 x 24	374104-...	240
19 x 14	374105-...	240	19 x 28	374105-...	240
25 x 16	374106-...	120	25 x 32	374106-...	120
38 x 22	374107-...	80	38 x 44	374107-...	80
60 x 34	374108-...	25	60 x 68	374108-...	25
99 x 56	374109-...	15	99 x 112	374109-...	15
124 x 70	374110-...	10	124 x 140	374110-...	10
175 x 99	374111-...	5	175 x 198	374111-...	5
200 x 148	374112-...	1	200 x 296	374112-...	1
297 x 210	374113-...	1	297 x 420	374113-...	1

Arabic numerals	Roman numerals	Arabic numerals	Roman numerals
1	I	40	XL
2	II	50	L
3	III	60	LX
4	IV	70	LXX
5	V	80	LXXX
6	VI	90	XC
7	VII	100	C
8	VIII	150	CL
9	IX	160	CLX
10	X	200	CC
11	XI	250	CCL
12	XII	300	CCC
13	XIII	400	CD
14	XIV	500	D
15	XV	600	DC
16	XVI	700	DCC
17	XVII	800	DCCC
18	XVIII	900	CM
19	XIX	1.000	M
20	XX	2.000	MM
21	XXI	3.000	MMM
22	XXII	4.000	MMMM
30	XXX		

A B C D E F G H I J K L M N O P Q R S T U V W X Y Z

0 1 2 3 4 5 6 7 8 9

→ + - / . = I II III V X

ARR-H PLS MLS STK DOT EQL I-ROM II-ROM III-ROM V-ROM X-ROM



Directly on surface.





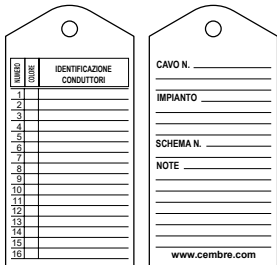
# WIT-W

## Cable ticket

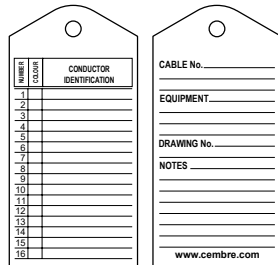
### cable bundle identification

Pre-printed double-sided tags editable with appropriate marking pen for identification of multiple conductors. Affixable via cable ties.

**56008 front/back**



**56008-GB front/back**



**Material:** Polypropylene

**Operating temperature range:** -30°C to +60°C

**PP** -30°C +60°C

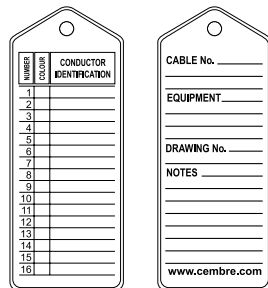


Thickness mm	Type	Size mm	Quantity
0,3	<b>56009</b>	50 x 100	1.000 / 100
0,5	<b>56008</b>	50 x 100	500 / 50
	<b>56008-GB</b>	50 x 100	500 / 50

**56006 front/back**



**56006-GB front/back**



**Material:** soft PVC

**Operating temperature range:** -30°C to +60°C

**PVC** -30°C +60°C



Thickness mm	Type	Size mm	Quantity
0,5	<b>56006</b>	40 x 100	500/50
	<b>56006-GB</b>	40 x 100	500/50



Affix by appropriate means, e.g cable tie.

cables ties ..... page 133



# S40390

## Cable tags without holder

one piece, clip on

S40390 one piece tags require no transparent holders and are mounted on cables via the two range-taking apertures.

Tags are easily removed from the stems and partially printed sheets may be reused to avoid wastage.

- It is advisable to select the tag based on the actual external diameter of the cable rather than its indicative c.s.a, due to variations in insulation thickness and conductor format.



**Material:** Polycarbonate, Halogen Free, self extinguishing class V0: UL94.

**Operating temperature range:** -40°C to +130°C

PC HF SF -40°C +130°C

UL94 V0 RoHS COMPLIANT 2011/65/EU

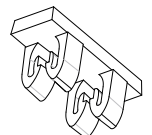
Cable ext.Ø range mm	Cable c.s.a range mm <sup>2</sup>	Size mm	Type	Printed	Tags per sheet	Quantity
2 ÷ 2,9	0,5 ÷ 1,5	4 x 12	S40390-01-RE	01	40	880
			S40390-02-GN	02	40	880
			S40390-03-YE	03	40	880
			S40390-04-BR	04	40	880
			S40390-05-BU	05	40	880
			S40390-06-VI	06	40	880
			S40390-07-PK	07	40	880
			S40390-08-OR	08	40	880
			S40390-09-GY	09	40	880
			S40390-10-BK	10	40	880
			S40390-11-LBU	11	40	880
			S40390-12-WH	12	40	880
			S40390-13-RE	13	40	880
			S40390-14-GN	14	40	880
			S40390-15-YE	15	40	880
			S40390-16-BR	16	40	880
			S40390-17-BU	17	40	880
			S40390-18-VI	18	40	880
			S40390-19-PK	19	40	880
			S40390-20-OR	20	40	880
			S40390-21-GY	21	40	880
			S40390-22-BK	22	40	880
			S40390-23-LBU	23	40	880
			S40390-24-WH	24	40	880



RETROFIT? INDISPENSABLE!



Directly on cables according to the diameter ranges shown in the table.



# SM-01

## Snap on cable markers

alphanumeric

Markers are attached directly from their applicator, which is brown. The small sizes provide an ideal identification system for small-section cables, eg in electronic equipment.

**Material:** POM – Acetylic Resin dimensionally stable to **+106°C**, nondegradable and nondeformable to **-40°C**, Halogen Free.

Resistant to Oil, Grease, Chemical and Atmospheric Agents, Detergents, Oxalic Acids, Alkaline Solutions and Organic and Inorganic Chemical Substances. High elasticity combined with high rigidity, for optimal grip on the conductor.

**Cable ext. Ø range 1 ÷ 1,4 mm**

**C.s.a range 0,25 ÷ 0,35 mm<sup>2</sup>**



Printed	Type		Quantity	Printed	Type		Quantity	Printed	Type		Quantity
	white	yellow			white	yellow			white	yellow	
0	17900-0	17400-0	300	M	17900-M	17400-M	300	0	17000-0	300	
1	17900-1	17400-1	300	N	17900-N	17400-N	300		17000-	300	
2	17900-2	17400-2	300	O	17900-O	17400-O	300	1	17100-1	300	
3	17900-3	17400-3	300	P	17900-P	17400-P	300		17100-	300	
4	17900-4	17400-4	300	Q	17900-Q	17400-Q	300	2	17200-2	300	
5	17900-5	17400-5	300	R	17900-R	17400-R	300		17200-	300	
6	17900-6	17400-6	300	S	17900-S	17400-S	300	3	17300-3	300	
7	17900-7	17400-7	300	T	17900-T	17400-T	300		17300-	300	
8	17900-8	17400-8	300	U	17900-U	17400-U	300	5	17500-5	300	
9	17900-9	17400-9	300	V	17900-V	17400-V	300		17500-	300	
A	17900-A	17400-A	300	W	17900-W	17400-W	300	6	17600-6	300	
B	17900-B	17400-B	300	X	17900-X	17400-X	300		17600-	300	
C	17900-C	17400-C	300	Y	17900-Y	17400-Y	300	7	17700-7	300	
D	17900-D	17400-D	300	Z	17900-Z	17400-Z	300		17700-	300	
E	17900-E	17400-E	300		17900-	17400-	300	8	17800-8	300	
F	17900-F	17400-F	300	+	17900-PLS	17400-PLS	300		17800-	300	
G	17900-G	17400-G	300	-	17900-MNS	17400-MNS	300	Available on request is the color version. Please contact CEMBRE.			
H	17900-H	17400-H	300	~	17900-AC	17400-AC	300				
I	17900-I	17400-I	300	/	17900-STK	17400-STK	300				
J	17900-J	17400-J	300	.	17900-DOT	17400-DOT	300				
K	17900-K	17400-K	300	⊥	17900-GND	17400-GND	300				
L	17900-L	17400-L	300	:	17900-CLN	17400-CLN	300				

Available on request is the color version. Please contact CEMBRE.

**RETROFIT? INDISPENSABLE!**




# SM-02

## Snap on cable markers

alphanumeric

Markers are attached directly from their applicator, which is grey. The small sizes provide ideal identification system for small-section cables, eg in electronic equipment.



**Material:** POM – Acetylic Resin dimensionally stable to +106°C, nondegradable and nondeformable to -40°C, Halogen Free.

Resistant to Oil, Grease, Chemical and Atmospheric Agents, Detergents, Oxalic Acids, Alkaline Solutions and Organic and Inorganic Chemical Substances. High elasticity combined with high rigidity, for optimal grip on the conductor.

**Cable ext. Ø range 1,4 ÷ 1,8 mm**

**C.s.a range 0,35 ÷ 0,75 mm²**



Printed	Type		Quantity	Printed	Type		Quantity	Printed	Type		Quantity
	white	yellow			white	yellow			white	yellow	
0	17910-0	17410-0	300	M	17910-M	17410-M	300	0	17010-0	300	
1	17910-1	17410-1	300	N	17910-N	17410-N	300		17010-	300	
2	17910-2	17410-2	300	O	17910-O	17410-O	300	1	17110-1	300	
3	17910-3	17410-3	300	P	17910-P	17410-P	300		17110-	300	
4	17910-4	17410-4	300	Q	17910-Q	17410-Q	300	2	17210-2	300	
5	17910-5	17410-5	300	R	17910-R	17410-R	300		17210-	300	
6	17910-6	17410-6	300	S	17910-S	17410-S	300	3	17310-3	300	
7	17910-7	17410-7	300	T	17910-T	17410-T	300		17310-	300	
8	17910-8	17410-8	300	U	17910-U	17410-U	300	5	17510-5	300	
9	17910-9	17410-9	300	V	17910-V	17410-V	300		17510-	300	
A	17910-A	17410-A	300	W	17910-W	17410-W	300	6	17610-6	300	
B	17910-B	17410-B	300	X	17910-X	17410-X	300		17610-	300	
C	17910-C	17410-C	300	Y	17910-Y	17410-Y	300	7	17710-7	300	
D	17910-D	17410-D	300	Z	17910-Z	17410-Z	300		17710-	300	
E	17910-E	17410-E	300		17910-	17410-	300	8	17810-8	300	
F	17910-F	17410-F	300	+	17910-PLS	17410-PLS	300		17810-	300	
G	17910-G	17410-G	300	-	17910-MNS	17410-MNS	300	Available on request is the color version. Please contact CEMBRE.			
H	17910-H	17410-H	300	~	17910-AC	17410-AC	300				
I	17910-I	17410-I	300	/	17910-STK	17410-STK	300				
J	17910-J	17410-J	300	.	17910-DOT	17410-DOT	300				
K	17910-K	17410-K	300	⊥	17910-GND	17410-GND	300				
L	17910-L	17410-L	300	:	17910-CLN	17410-CLN	300				

**RETROFIT? INDISPENSABLE!**



# SM-03

## Snap on cable markers

alphanumeric


Markers are attached directly from their applicator, which is green.

**Material:** POM – Acetylic Resin dimensionally stable to **+106°C**, nondegradable and nondeformable to **-40°C**, Halogen Free.

Resistant to Oil, Grease, Chemical and Atmospheric Agents, Detergents, Oxalic Acids, Alkaline Solutions and Organic and Inorganic Chemical Substances. High elasticity combined with high rigidity, for optimal grip on the conductor.

**Cable ext. Ø range 1,9 ÷ 2,65 mm**

**C.s.a range 0,5 ÷ 1 mm<sup>2</sup>**



Printed	Type		Quantity	Printed	Type		Quantity	Printed	Type	Quantity
	white	yellow			white	yellow				
0	17920-0	17420-0	300	M	17920-M	17420-M	300	0	17020-0	300
1	17920-1	17420-1	300	N	17920-N	17420-N	300		17020-	300
2	17920-2	17420-2	300	O	17920-O	17420-O	300	1	17120-1	300
3	17920-3	17420-3	300	P	17920-P	17420-P	300		17120-	300
4	17920-4	17420-4	300	Q	17920-Q	17420-Q	300	2	17220-2	300
5	17920-5	17420-5	300	R	17920-R	17420-R	300		17220-	300
6	17920-6	17420-6	300	S	17920-S	17420-S	300	3	17320-3	300
7	17920-7	17420-7	300	T	17920-T	17420-T	300		17320-	300
8	17920-8	17420-8	300	U	17920-U	17420-U	300	5	17520-5	300
9	17920-9	17420-9	300	V	17920-V	17420-V	300		17520-	300
A	17920-A	17420-A	300	W	17920-W	17420-W	300	6	17620-6	300
B	17920-B	17420-B	300	X	17920-X	17420-X	300		17620-	300
C	17920-C	17420-C	300	Y	17920-Y	17420-Y	300	7	17720-7	300
D	17920-D	17420-D	300	Z	17920-Z	17420-Z	300		17720-	300
E	17920-E	17420-E	300		17920-	17420-	300	8	17820-8	300
F	17920-F	17420-F	300	+	17920-PLS	17420-PLS	300		17820-	300
G	17920-G	17420-G	300	-	17920-MNS	17420-MNS	300	Available on request is the color version. Please contact CEMBRE.		
H	17920-H	17420-H	300	~	17920-AC	17420-AC	300			
I	17920-I	17420-I	300	/	17920-STK	17420-STK	300			
J	17920-J	17420-J	300	.	17920-DOT	17420-DOT	300			
K	17920-K	17420-K	300	⏏	17920-GND	17420-GND	300			
L	17920-L	17420-L	300	:	17920-CLN	17420-CLN	300			

RETROFIT? INDISPENSABLE!






# SM-06

## Snap on cable markers

alphanumeric

Markers are attached directly from their applicator, which is red. Printed both sides for better legibility.



**Material:** POM – Acetylic Resin dimensionally stable to +106°C, nondegradable and nondeformable to -40°C, Halogen Free.

Resistant to Oil, Grease, Chemical and Atmospheric Agents, Detergents, Oxalic Acids, Alkaline Solutions and Organic and Inorganic Chemical Substances. High elasticity combined with high rigidity, for optimal grip on the conductor.

**Cable ext. Ø range 2,6 ÷ 3,5 mm**

**C.s.a range 0,75 ÷ 1,5 mm<sup>2</sup>**



Printed	Type		Quantity	Printed	Type		Quantity	Printed	Type		Quantity
	white	yellow			white	yellow			white	yellow	
0	17930-0	17430-0	300	M	17930-M	17430-M	300	0	17030-0	300	
1	17930-1	17430-1	300	N	17930-N	17430-N	300		17030-	300	
2	17930-2	17430-2	300	O	17930-O	17430-O	300	1	17130-1	300	
3	17930-3	17430-3	300	P	17930-P	17430-P	300		17130-	300	
4	17930-4	17430-4	300	Q	17930-Q	17430-Q	300	2	17230-2	300	
5	17930-5	17430-5	300	R	17930-R	17430-R	300		17230-	300	
6	17930-6	17430-6	300	S	17930-S	17430-S	300	3	17330-3	300	
7	17930-7	17430-7	300	T	17930-T	17430-T	300		17330-	300	
8	17930-8	17430-8	300	U	17930-U	17430-U	300	5	17530-5	300	
9	17930-9	17430-9	300	V	17930-V	17430-V	300		17530-	300	
A	17930-A	17430-A	300	W	17930-W	17430-W	300	6	17630-6	300	
B	17930-B	17430-B	300	X	17930-X	17430-X	300		17630-	300	
C	17930-C	17430-C	300	Y	17930-Y	17430-Y	300	7	17730-7	300	
D	17930-D	17430-D	300	Z	17930-Z	17430-Z	300		17730-	300	
E	17930-E	17430-E	300		17930-	17430-	300	8	17830-8	300	
F	17930-F	17430-F	300	+	17930-PLS	17430-PLS	300		17830-	300	
G	17930-G	17430-G	300	-	17930-MNS	17430-MNS	300	Available on request is the color version. Please contact CEMBRE.			
H	17930-H	17430-H	300	~	17930-AC	17430-AC	300				
I	17930-I	17430-I	300	/	17930-STK	17430-STK	300				
J	17930-J	17430-J	300	.	17930-DOT	17430-DOT	300				
K	17930-K	17430-K	300	⏏	17930-GND	17430-GND	300				
L	17930-L	17430-L	300	:	17930-CLN	17430-CLN	300				

RETROFIT? INDISPENSABLE!



# SM-09

## Snap on cable markers

alphanumeric


The number of 30 Markers are attached directly from their applicator, which is blue. Printed both sides for better legibility.

**Material:** POM – Acetylic Resin dimensionally stable to **+106°C**, nondegradable and nondeformable to **-40°C**, Halogen Free.

Resistant to Oil, Grease, Chemical and Atmospheric Agents, Detergents, Oxalic Acids, Alkaline Solutions and Organic and Inorganic Chemical Substances. High elasticity combined with high rigidity, for optimal grip on the conductor.

**Cable ext. Ø range 3,25 ÷ 4,5 mm**

**C.s.a range 1,5 ÷ 2,5 mm<sup>2</sup>**



Printed	Type		Quantity	Printed	Type		Quantity	Printed	Type	Quantity
	white	yellow			white	yellow			17040-0	
0	17940-0	17440-0	300	M	17940-M	17440-M	300		17040-	300
1	17940-1	17440-1	300	N	17940-N	17440-N	300	1	17140-1	300
2	17940-2	17440-2	300	O	17940-O	17440-O	300		17140-	300
3	17940-3	17440-3	300	P	17940-P	17440-P	300	2	17240-2	300
4	17940-4	17440-4	300	Q	17940-Q	17440-Q	300		17240-	300
5	17940-5	17440-5	300	R	17940-R	17440-R	300	3	17340-3	300
6	17940-6	17440-6	300	S	17940-S	17440-S	300		17340-	300
7	17940-7	17440-7	300	T	17940-T	17440-T	300	5	17540-5	300
8	17940-8	17440-8	300	U	17940-U	17440-U	300		17540-	300
9	17940-9	17440-9	300	V	17940-V	17440-V	300	6	17640-6	300
A	17940-A	17440-A	300	W	17940-W	17440-W	300		17640-	300
B	17940-B	17440-B	300	X	17940-X	17440-X	300	7	17740-7	300
C	17940-C	17440-C	300	Y	17940-Y	17440-Y	300		17740-	300
D	17940-D	17440-D	300	Z	17940-Z	17440-Z	300	8	17840-8	300
E	17940-E	17440-E	300		17940-	17440-	300		17840-	300
F	17940-F	17440-F	300	+	17940-PLS	17440-PLS	300	Available on request is the color version. Please contact CEMBRE.		
G	17940-G	17440-G	300	-	17940-MNS	17440-MNS	300			
H	17940-H	17440-H	300	~	17940-AC	17440-AC	300			
I	17940-I	17440-I	300	/	17940-STK	17440-STK	300			
J	17940-J	17440-J	300	.	17940-DOT	17440-DOT	300			
K	17940-K	17440-K	300	⊥	17940-GND	17440-GND	300			
L	17940-L	17440-L	300	:	17940-CLN	17440-CLN	300	<div style="background-color: black; color: white; padding: 5px; border-radius: 10px; display: inline-block;"> <b>RETROFIT? INDISPENSABLE!</b> </div>		




# SM-12

## Snap on cable markers

alphanumeric

Markers are attached directly from their applicator, which is yellow. They are particularly recommended for identifying the connecting cables of IT networks.



**Material:** POM – Acetylic Resin dimensionally stable to +106°C, nondegradable and nondeformable to -40°C, Halogen Free.

Resistant to Oil, Grease, Chemical and Atmospheric Agents, Detergents, Oxalic Acids, Alkaline Solutions and Organic and Inorganic Chemical Substances. High elasticity combined with high rigidity, for optimal grip on the conductor.

Cable ext. Ø range 4,5 ÷ 6 mm

C.s.a range 4 ÷ 6 mm<sup>2</sup>



Printed	Type		Quantity	Printed	Type		Quantity	Printed	Type		Quantity
	white	yellow			white	yellow			white	yellow	
0	17950-0	17450-0	300	M	17950-M	17450-M	300	0	17050-0	300	
1	17950-1	17450-1	300	N	17950-N	17450-N	300		17050-	300	
2	17950-2	17450-2	300	O	17950-O	17450-O	300	1	17150-1	300	
3	17950-3	17450-3	300	P	17950-P	17450-P	300		17150-	300	
4	17950-4	17450-4	300	Q	17950-Q	17450-Q	300	2	17250-2	300	
5	17950-5	17450-5	300	R	17950-R	17450-R	300	+	17250-PLS	300	
6	17950-6	17450-6	300	S	17950-S	17450-S	300		17250-	300	
7	17950-7	17450-7	300	T	17950-T	17450-T	300	3	17350-3	300	
8	17950-8	17450-8	300	U	17950-U	17450-U	300		17350-	300	
9	17950-9	17450-9	300	V	17950-V	17450-V	300	5	17550-5	300	
A	17950-A	17450-A	300	W	17950-W	17450-W	300		17550-	300	
B	17950-B	17450-B	300	X	17950-X	17450-X	300	6	17650-6	300	
C	17950-C	17450-C	300	Y	17950-Y	17450-Y	300		17650-	300	
D	17950-D	17450-D	300	Z	17950-Z	17450-Z	300	7	17750-7	300	
E	17950-E	17450-E	300		17950-	17450-	300		17750-	300	
F	17950-F	17450-F	300	+	17950-PLS	17450-PLS	300	8	17850-8	300	
G	17950-G	17450-G	300	-	17950-MNS	17450-MNS	300		17850-	300	
H	17950-H	17450-H	300	~	17950-AC	17450-AC	300	Available on request is the color version. Please contact CEMBRE.			
I	17950-I	17450-I	300	/	17950-STK	17450-STK	300				
J	17950-J	17450-J	300	.	17950-DOT	17450-DOT	300				
K	17950-K	17450-K	300	⊥	17950-GND	17450-GND	300				
L	17950-L	17450-L	300	:	17950-CLN	17450-CLN	300				

RETROFIT? INDISPENSABLE!



# SM-15

## Snap on cable markers

alphanumeric

Loose cable markers, particularly recommended for identifying the connecting cables of IT networks.

**Material:** POM – Acetylic Resin dimensionally stable to **+106°C**, nondegradable and nondeformable to **-40°C**, Halogen Free.

Resistant to Oil, Grease, Chemical and Atmospheric Agents, Detergents, Oxalic Acids, Alkaline Solutions and Organic and Inorganic Chemical Substances. High elasticity combined with high rigidity, for optimal grip on the conductor.

**Cable ext. Ø range 5,8 ÷ 8,5 mm**

**C.s.a range 10 ÷ 16 mm<sup>2</sup>**



Printed	Type		Quantity bag	Printed	Type		Quantity bag	Printed	Type	Quantity bag
	white	yellow			white	yellow				
0	17960-0	17460-0	50	M	17960-M	17460-M	50	0	17060-0	50
1	17960-1	17460-1	50	N	17960-N	17460-N	50		17060-	50
2	17960-2	17460-2	50	O	17960-O	17460-O	50	1	17160-1	50
3	17960-3	17460-3	50	P	17960-P	17460-P	50		17160-	50
4	17960-4	17460-4	50	Q	17960-Q	17460-Q	50	2	17260-2	50
5	17960-5	17460-5	50	R	17960-R	17460-R	50		17260-	50
6	17960-6	17460-6	50	S	17960-S	17460-S	50	3	17360-3	50
7	17960-7	17460-7	50	T	17960-T	17460-T	50		17360-	50
8	17960-8	17460-8	50	U	17960-U	17460-U	50	5	17560-5	50
9	17960-9	17460-9	50	V	17960-V	17460-V	50		17560-	50
A	17960-A	17460-A	50	W	17960-W	17460-W	50	6	17660-6	50
B	17960-B	17460-B	50	X	17960-X	17460-X	50		17660-	50
C	17960-C	17460-C	50	Y	17960-Y	17460-Y	50	7	17760-7	50
D	17960-D	17460-D	50	Z	17960-Z	17460-Z	50		17760-	50
E	17960-E	17460-E	50		17960-	17460-	50	8	17860-8	50
F	17960-F	17460-F	50	+	17960-PLS	17460-PLS	50		17860-	50
G	17960-G	17460-G	50	-	17960-MNS	17460-MNS	50	Available on request is the color version. Please contact CEMBRE.		
H	17960-H	17460-H	50	~	17960-AC	17460-AC	50	RETROFIT? INDISPENSABLE!		
I	17960-I	17460-I	50	/	17960-STK	17460-STK	50			
J	17960-J	17460-J	50	.	17960-DOT	17460-DOT	50			
K	17960-K	17460-K	50	⊥	17960-GND	17460-GND	50			
L	17960-L	17460-L	50	:	17960-CLN	17460-CLN	50			



Directly on cable.



# SM-17

## Snap on cable markers

alphanumeric

Loose cable markers.



**Material:** POM – Acetylic Resin dimensionally stable to +106°C, nondegradable and nondeformable to -40°C, Halogen Free.

Resistant to Oil, Grease, Chemical and Atmospheric Agents, Detergents, Oxalic Acids, Alkaline Solutions and Organic and Inorganic Chemical Substances. High elasticity combined with high rigidity, for optimal grip on the conductor.

**Cable ext. Ø range 8,5 ÷ 11,5 mm**

**C.s.a range 25 ÷ 35 mm<sup>2</sup>**

**POM** **HF** **-40°C** **+106°C**



Printed	Type		Quantity bag	Printed	Type		Quantity bag	Printed	Type		Quantity bag
	white	yellow			white	yellow			white	yellow	
0	17970-0	17470-0	50	M	17970-M	17470-M	50	0	17070-0	50	
1	17970-1	17470-1	50	N	17970-N	17470-N	50		17070-	50	
2	17970-2	17470-2	50	O	17970-O	17470-O	50	1	17170-1	50	
3	17970-3	17470-3	50	P	17970-P	17470-P	50		17170-	50	
4	17970-4	17470-4	50	Q	17970-Q	17470-Q	50	2	17270-2	50	
5	17970-5	17470-5	50	R	17970-R	17470-R	50		17270-	50	
6	17970-6	17470-6	50	S	17970-S	17470-S	50	3	17370-3	50	
7	17970-7	17470-7	50	T	17970-T	17470-T	50		17370-	50	
8	17970-8	17470-8	50	U	17970-U	17470-U	50	5	17570-5	50	
9	17970-9	17470-9	50	V	17970-V	17470-V	50		17570-	50	
A	17970-A	17470-A	50	W	17970-W	17470-W	50	6	17670-6	50	
B	17970-B	17470-B	50	X	17970-X	17470-X	50		17670-	50	
C	17970-C	17470-C	50	Y	17970-Y	17470-Y	50	7	17770-7	50	
D	17970-D	17470-D	50	Z	17970-Z	17470-Z	50		17770-	50	
E	17970-E	17470-E	50		17970-	17470-	50	8	17870-8	50	
F	17970-F	17470-F	50	+	17970-PLS	17470-PLS	50		17870-	50	
G	17970-G	17470-G	50	-	17970-MNS	17470-MNS	50				
H	17970-H	17470-H	50	~	17970-AC	17470-AC	50				
I	17970-I	17470-I	50	/	17970-STK	17470-STK	50				
J	17970-J	17470-J	50	.	17970-DOT	17470-DOT	50				
K	17970-K	17470-K	50	⊥	17970-GND	17470-GND	50				
L	17970-L	17470-L	50	:	17970-CLN	17470-CLN	50				

Available on request is the color version. Please contact CEMBRE.

**RETROFIT? INDISPENSABILE!**



Directly on cable.

applicator STM-17 990104..... page 118





# SM-21

## Snap on cable markers

alphanumeric

Loose cable markers.

**Material:** POM – Acetylic Resin dimensionally stable to **+106°C**, nondegradable and nondeformable to **-40°C**, Halogen Free.

Resistant to Oil, Grease, Chemical and Atmospheric Agents, Detergents, Oxalic Acids, Alkaline Solutions and Organic and Inorganic Chemical Substances. High elasticity combined with high rigidity, for optimal grip on the conductor.

**Cable ext. Ø range 11 ÷ 15 mm**

**C.s.a range 35 ÷ 70 mm<sup>2</sup>**



Printed	Type		Quantity bag	Printed	Type		Quantity bag	Printed	Type		Quantity bag
	white	yellow			white	yellow			white	yellow	
0	17980-0	17480-0	50	F	17980-F	17480-F	50	U	17980-U	17480-U	50
1	17980-1	17480-1	50	G	17980-G	17480-G	50	V	17980-V	17480-V	50
2	17980-2	17480-2	50	H	17980-H	17480-H	50	W	17980-W	17480-W	50
3	17980-3	17480-3	50	I	17980-I	17480-I	50	X	17980-X	17480-X	50
4	17980-4	17480-4	50	J	17980-J	17480-J	50	Y	17980-Y	17480-Y	50
5	17980-5	17480-5	50	K	17980-K	17480-K	50	Z	17980-Z	17480-Z	50
6	17980-6	17480-6	50	L	17980-L	17480-L	50		17980-	17480-	50
7	17980-7	17480-7	50	M	17980-M	17480-M	50	+	17980-PLS	17480-PLS	50
8	17980-8	17480-8	50	N	17980-N	17480-N	50	-	17980-MNS	17480-MNS	50
9	17980-9	17480-9	50	O	17980-O	17480-O	50	~	17980-AC	17480-AC	50
A	17980-A	17480-A	50	P	17980-P	17480-P	50	/	17980-STK	17480-STK	50
B	17980-B	17480-B	50	Q	17980-Q	17480-Q	50	.	17980-DOT	17480-DOT	50
C	17980-C	17480-C	50	R	17980-R	17480-R	50	⏏	17980-GND	17480-GND	50
D	17980-D	17480-D	50	S	17980-S	17480-S	50	:	17980-CLN	17480-CLN	50
E	17980-E	17480-E	50	T	17980-T	17480-T	50				

RETROFIT? INDISPENSABLE!



Directly on cable.

applicator STM-21 990105..... page 118



# SM-24

## Snap on cable markers

alphanumeric

Loose cable markers.



**Material:** POM – Acetylic Resin dimensionally stable to +106°C, nondegradable and nondeformable to -40°C, Halogen Free.

Resistant to oil, Grease, Chemical and Atmospheric Agents, Detergents, Oxalic Acids, Alkaline Solutions and Organic and Inorganic Chemical Substances. High elasticity combined with high rigidity, for optimal grip on the conductor.

Cable ext. Ø range 15 ÷ 19 mm

C.s.a range 70 ÷ 120 mm<sup>2</sup>

**POM** **HF** **-40°C** **+106°C**



Printed	Type		Quantity bag	Printed	Type		Quantity bag	Printed	Type		Quantity bag
	white	yellow			white	yellow			white	yellow	
0	17990-0	17490-0	50	F	17990-F	17490-F	50	U	17990-U	17490-U	50
1	17990-1	17490-1	50	G	17990-G	17490-G	50	V	17990-V	17490-V	50
2	17990-2	17490-2	50	H	17990-H	17490-H	50	W	17990-W	17490-W	50
3	17990-3	17490-3	50	I	17990-I	17490-I	50	X	17990-X	17490-X	50
4	17990-4	17490-4	50	J	17990-J	17490-J	50	Y	17990-Y	17490-Y	50
5	17990-5	17490-5	50	K	17990-K	17490-K	50	Z	17990-Z	17490-Z	50
6	17990-6	17490-6	50	L	17990-L	17490-L	50		17990-	17490-	50
7	17990-7	17490-7	50	M	17990-M	17490-M	50	+	17990-PLS	17490-PLS	50
8	17990-8	17490-8	50	N	17990-N	17490-N	50	-	17990-MNS	17490-MNS	50
9	17990-9	17490-9	50	O	17990-O	17490-O	50	~	17990-AC	17490-AC	50
A	17990-A	17490-A	50	P	17990-P	17490-P	50	/	17990-STK	17490-STK	50
B	17990-B	17490-B	50	Q	17990-Q	17490-Q	50	.	17990-DOT	17490-DOT	50
C	17990-C	17490-C	50	R	17990-R	17490-R	50	⊥	17990-GND	17490-GND	50
D	17990-D	17490-D	50	S	17990-S	17490-S	50	:	17990-CLN	17490-CLN	50
E	17990-E	17490-E	50	T	17990-T	17490-T	50				

**RETROFIT? INDISPENSABLE!**

## Applicators

for loose cable markers



Family	Type	For snap	Quantity
STM-15	990103	SM-15	1
STM-17	990104	SM-17	1
STM-21	990105	SM-21	1
STM-24	990106	SM-24	1



Directly on cable.

applicator STM-24 990106..... page 118



## Marking system accessories

Choose from the following accessories to complete, enhance or protect the printed media.

- transparent holders for cable tags,
- push button legend bases to fit the leading brands,
- cable ties,
- legend mounting rail,
- marker plate and legend strip covers

### TRANSPARENT HOLDERS FOR CABLE TAGS

Holders are pushed directly on to smaller diameter cables, tubing and pipe or fixed with cable ties to larger diameters.

Self adhesive versions may be affixed directly to equipment.

Some types and sizes are available in Halogen Free material.

### CABLE TIES

Tie on cable markers, holders and dog tags are firmly fixed, with CEMBRE G range cable ties, to larger diameter cables & pipes and diverse valves, tapping, etc.

### PUSH BUTTON & LEGEND BASES

Designed to fit all major brands, quick-fitting CEMBRE push button bases with printed legends, both enhance aesthetic qualities and allow transparent covers to be used to increase environmental protection.

### MARKER PLATE COVERS


Transparent Polycarbonate covers with pre-drilled fixing holes add extra protection to printed panel plates in aggressive environments.

### LEGEND MOUNTING RAIL AND COVERS

9 mm and 15 mm high legends are easily and quickly slotted in to rails for the identification of banks of product.

Rails may be cut and either drilled or stuck to suitable surfaces while optional transparent covers increase environmental protection where appropriate.

# ACCESSORIES



# PMF

## Transparent tag holders 4 mm

for serieFLAT cable tags 4 mm

PMF holders are specifically designed to accommodate pairs of appropriately sized cables.







**Material:** plasticised PVC, self extinguishing to class V0 according to UL94, free of Cadmium, Lead, Silicon and Teflon. Resistant to Alkali, Alcohol, Acid and many Solvents.

**Operating temperature range:** -40°C to +80°C

plasticised  
PVC -40°C +80°C



	Cable ext.Ø range mm	Cable c.s.a range mm <sup>2</sup>	Family	Length mm	Type	Quantity
	1,3 ÷ 2,2	0,25 ÷ 0,5	PMF-00	10	90000	8.000
				12	90010	7.000
				15	90020	6.000
				20	90040	4.000
				30	90070	2.000
				40	90090	2.500
	2 ÷ 3,7	0,5 ÷ 2,5	PMF-01	10	90100	6.000
				12	90110	5.000
				15	90120	4.000
				20	90140	3.000
				30	90170N	1.500
				40	90190N	500
				1.000	90180	25
	3,4 ÷ 4,3	2,5 ÷ 4	PMF-02	10	90200	4.000
				12	90210	4.000
				15	90220	3.000
				20	90240	2.000
				30	90270N	500
				40	90290N	500
	4 ÷ 6,3	4 ÷ 10	PMF-03	10	90300	3.000
				12	90310	2.000
				15	90320	2.000
				20	90340	1.000
				30	90370N	500
				40	90390N	500






# PMF



plasticised  
**PVC** **-** **40°C** **+** **80°C**



	Cable ext.Ø range mm	Cable c.s.a range mm <sup>2</sup>	Family	Length mm	Type	Quantity
	6 ÷ 10	10 ÷ 25	PMF-04	10	<b>90400</b>	2.000
				12	<b>90410</b>	1.000
				15	<b>90420</b>	1.000
				20	<b>90440N</b>	1.000
				30	<b>90470</b>	500
				40	<b>90490N</b>	250
	9 ÷ 15	25 ÷ 70	PMF-05	10	<b>90500</b>	500
				12	<b>90510</b>	500
				15	<b>90520N</b>	500
				20	<b>90540</b>	250
				30	<b>90570N</b>	250
				40	<b>90590</b>	100
	14 ÷ 26	70 ÷ 240	PMF-06	10	<b>90600</b>	500
				12	<b>90610</b>	250
				15	<b>90620</b>	250
				20	<b>90640N</b>	200
				30	<b>90670</b>	100
				40	<b>90690</b>	100

It is advisable to select the holder size based on the actual external diameter of the cable rather than its indicative c.s.a, due to variations in insulation thickness and conductor format.  
 Consult us for holders in other lengths.  
**Use holders only with designated cable tags of the same length.**



cable tags, 4 mm MG-TPMF..... page 12  
 cable tags, 4 mm TPM-ROLL ..... page 62





# PMF-HF

## Transparent tag holders - Halogen Free

for serieFLAT cable tags 4 mm





PMF holders are specifically designed to accommodate pairs of appropriately sized cables.



**Material:** Copolymer EVA, self extinguishing to class HB: according to UL 94 Halogen Free

**Operating temperature range:** -40°C to +80°C



	Cable ext.Ø range mm	Cable c.s.a range mm <sup>2</sup>	Family	Length mm	Type	Quantity
	1,3 ÷ 2,2	0,25 ÷ 0,5	PMF-00-HF	10	90000-HF	8.000
				12	90010-HF	7.000
				15	90020-HF	6.000
				20	90040-HF	4.000
	2 ÷ 3,7	0,5 ÷ 2,5	PMF-01-HF	10	90100-HF	6.000
				12	90110-HF	5.000
				15	90120-HF	4.000
				20	90140-HF	3.000
				30	90170N-HF	1.500
	3,4 ÷ 4,3	2,5 ÷ 4	PMF-02-HF	10	90200-HF	4.000
				12	90210-HF	4.000
				15	90220-HF	3.000
				20	90240-HF	2.000
				30	90270N-HF	500
	4 ÷ 6,3	4 ÷ 10	PMF-03-HF	10	90300-HF	3.000
				12	90310-HF	2.000
				15	90320-HF	2.000
				23	90340-HF	1.000
				30	90370N-HF	500

It is advisable to select the holder size based on the actual external diameter of the cable rather than its indicative c.s.a, due to variations in insulation thickness and conductor format.

Consult us for holders in other lengths.

**Use holders only with designated cable tags of the same length.**



cable tags, 4 mm MG-TPMF ..... page 12  
 cable tags, 4 mm TPM-ROLL ..... page 62



## PM


## Transparent tag holders 4 mm

for cable tags 4 mm

PM holders are profiled to allow each type to accommodate a range of cable sizes.




**Material:** plasticised PVC, self extinguishing to class V0 according to UL94, free of Cadmium, Lead, Silicon and Teflon. Resistant to Alkali, Alcohol, Acid and many Solvents.

**Operating temperature range:** -40°C to +80°C







plasticised  
PVC 40°C 80°C

RoHS  
COMPLIANT  
2011/65/EU

	Cable ext. Ø range mm	Cable c.s.a range mm <sup>2</sup>	Family	Length mm	Type	Quantity
	1,3 ÷ 2,2	0,25 ÷ 0,5	PM-00	10	50000	8.000
				12	50010	7.000
				15	50020	6.000
				18	50032	1.000
				21	50042	1.000
				23	50052	1.000
				27	50062	1.000
				1.000	50080	10
	2 ÷ 3,7	0,5 ÷ 2,5	PM-01	10	50100	6.000
				12	50110	5.000
				15	50120	4.000
				18	50130	3.000
				21	50140	3.000
				23	50150	2.000
				27	50160	2.000
				30	50170	1.000
				1.000	50180	10
	3,4 ÷ 4,3	2,5 ÷ 4	PM-02	10	50200	4.000
				12	50210	4.000
				15	50220	3.000
				18	50230	2.000
				21	50240	2.000
				23	50250	2.000
				27	50260	1.000
				30	50270	1.000
				1.000	50280	10



	Cable ext. Ø range mm	Cable c.s.a range mm <sup>2</sup>	Family	Length mm	Type	Quantity
	4 ÷ 6,3	4 ÷ 10	PM-03	10	50300	3.000
				12	50310	2.000
				15	50320	2.000
				18	50330	1.000
				21	50340	1.000
				23	50350	1.000
				27	50360	1.000
				30	50370	500
				1.000	50380	10
	6 ÷ 10	10 ÷ 25	PM-04	10	50400	2.000
				12	50410	1.000
				15	50420	1.000
				18	50430	1.000
				21	50440	500
				23	50450	500
				27	50460	500
				30	50470	500
				1.000	50480	10
	9 ÷ 15	25 ÷ 70	PM-05	10	50500N	1.000
				12	50510N	1.000
				15	50521N	500
				18	50530	250
				21	50540	250
				23	50550	250
				27	50560	250
				30	50570	250
				1.000	50580	10
	14 ÷ 26	70 ÷ 240	PM-06	10	50600	500
				12	50610N	500
				15	50620N	500
				18	50630	250
				21	50640	100
				23	50650	100
				27	50660	100
				30	50670	100
				1.000	50680	10

# PM-HF

## Transparent tag holders - Halogen Free

for cable tags 4 mm

PMF holders are specifically designed to accommodate pairs of appropriately sized cables.



**Material:** Copolymer EVA, self extinguishing to class HB according to UL 94 Halogen Free

**Operating temperature range:** -40°C to +80°C

**EVA** **HF** **40°C** **+** **80°C**



	Cable ext.Ø range mm	Cable c.s.a range mm <sup>2</sup>	Family	Length mm	Type	Quantity
	1,3 ÷ 2,2	0,25 ÷ 0,5	PM-00-HF	10	5002N-HF	6.000
				12	50012N-HF	5.000
				15	50022N-HF	4.000
	2 ÷ 3,7	0,5 ÷ 2,5	PM-01-HF	10	50102N-HF	4.000
				12	50112N-HF	4.000
				15	50122N-HF	4.000
	3,4 ÷ 4,3	2,5 ÷ 4	PM-02-HF	10	50202N-HF	3.000
				12	50212N-HF	3.000
				15	50222N-HF	3.000
	4 ÷ 6,3	4 ÷ 10	PM-03-HF	10	50302N-HF	2.000
				12	50312N-HF	1.000
				15	50322N-HF	1.000
				23	50350-HF	1.000
				30	50370-HF	500

It is advisable to select the holder size based on the actual external diameter of the cable rather than its indicative c.s.a, due to variations in insulation thickness and conductor format.

Consult us for holders in other lengths.

**Use holders only with designated cable tags of the same length.**



cable tags, 4 mm MG-TPM..... page 13  
 markers PMP-30..... page 94



# PMF-AC

## Self adhesive transparent flat tag holders

for serie flat cable tags 4 mm

Self adhesive tag holders for surface mounting.



**Material:** plasticised PVC, self extinguishing to class V0 according to UL94, free of Cadmium, Lead, Silicon and Teflon. Resistant to Alkali, Alcohol, Acid and many Solvents.

**Operating temperature range:** -40°C to +80°C

plasticised  
**PVC** -40°C +80°C



	Length mm	Type	Quantity
	10	66000N	5.000
	12	66010N	4.000
	15	66020N	4.000
	20	66040N	3.000
	30	66070N	2.000
	40	66090N	1.000

It is advisable to select the holder size based on the actual external diameter of the cable rather than its indicative c.s.a, due to variations in insulation thickness and conductor format.

Consult us for holders in other lengths.

**Use holders only with designated cable tags of the same length.**



flat cable tags, 4 mm MG-TPMF ..... page 12  
flat cable tags, 4 mm TPM-ROLL ..... page 62





# PMF-ET

## Transparent flat tag holders tie-on

for serie flat cable tags 4 mm

Tie on (tie width max 6 mm) for longitudinal mounting on cables, hoses, tubes and conduit.



**Material:** plasticised PVC, self extinguishing to class V0 according to UL94, free of Cadmium, Lead, Silicon and Teflon. Resistant to Alkali, Alcohol, Acid and many Solvents.

**Operating temperature range:** -40°C to +80°C

plasticised  
**PVC** -40°C +80°C



	Length mm	Type	For tags mm	Tie: N° x width mm	Quantity
	15	<b>63020</b>	4 x 15	1 x 6 mm	2.000
	20	<b>63040N</b>	4 x 20	1 x 6 mm	2.000
	30	<b>63070</b>	4 x 30	1 x 6 mm	1.000
	40	<b>63090</b>	4 x 40	2 x 6 mm	500
	20	<b>64040</b>	9 x 20	1 x 6 mm	1.000
	35	<b>64050</b>	9 x 35	2 x 6 mm	500
	17	<b>65000</b>	15 x 17	1 x 6 mm	500
	27	<b>65010</b>	15 x 27	1 x 6 mm	500
	49	<b>65020</b>	15 x 49	2 x 6 mm	250
	67	<b>65030</b>	15 x 67	2 x 6 mm	250

It is advisable to select the holder size based on the actual external diameter of the cable rather than its indicative c.s.a, due to variations in insulation thickness and conductor format.

Consult us for holders in other lengths.

**Use holders only with designated cable tags of the same length.**



flat cable tags, 4 mm MG-TPMF ..... page 12  
 flat cable tags, 4 mm TPM-ROLL ..... page 62  
 flat cable tags, 9 mm MG-TAP ..... page 26  
 flat cable tags, 9 mm TAP-ROLL..... page 68

flat cable tags, 15 mm MG-TAPW ..... page 28  
 flat cable tags, 15 mm TAR-ROLL..... page 63  
 cable ties..... page 133



# PM-AC

## Self adhesive transparent tag holders

for cable tags 4 mm

Self adhesive tag holders for surface mounting.



**Material:** plasticised PVC, self extinguishing to class V0 according to UL94, free of Cadmium, Lead, Silicon and Teflon. Resistant to Alkali, Alcohol, Acid and many Solvents.

**Operating temperature range:** -40°C to +80°C

plasticised  
**PVC** -40°C +80°C



Length mm	Type	Quantity
10	5100N	5.000
12	5101N	4.000
15	5102N	4.000
18	5103N	3.000
21	5104N	2.000
23	5105N	2.000
27	5106N	2.000
30	5107N	2.000
1.000	5108N	10



It is advisable to select the holder size based on the actual external diameter of the cable rather than its indicative c.s.a, due to variations in insulation thickness and conductor format.

Consult us for holders in other lengths.

**Use holders only with designated cable tags of the same length.**



PM-ET

Transparent tag holders tie-on

for cable tags 4 mm

Tie on (tie width max 6 mm) for longitudinal mounting on cables, hoses, tubes and conduit.



**Material:** plasticised PVC, self extinguishing to class V0 according to UL94, free of Cadmium, Lead, Silicon and Teflon. Resistant to Alkali, Alcohol, Acid and many Solvents.

**Operating temperature range:** -40°C to +80°C



Length mm	Type	Tie: N° x width mm	Quantity
12	53010	1 x 6 mm	2.000
15	53020	1 x 6 mm	2.000
18	53030N	1 x 6 mm	2.000
21	53040N	1 x 6 mm	2.000
23	53050	1 x 6 mm	1.000
27	53060	1 x 6 mm	1.000
30	53070	1 x 6 mm	1.000
40	53090	2 x 6 mm	500



It is advisable to select the holder size based on the actual external diameter of the cable rather than its indicative c.s.a, due to variations in insulation thickness and conductor format.  
Consult us for holders in other lengths.  
**Use holders only with designated cable tags of the same length.**



cable tags, 4 mm MG-TPM..... page 13  
cable ties..... page 133



# PMT-AC

## Self adhesive transparent legend holders 9 & 15 mm

for cable tags 9 & 15 mm

Self adhesive for surface mounting of 9 & 15 mm legends.



**Material:** plasticised PVC, self extinguishing to class V0 according to UL94, free of Cadmium, Lead, Silicon and Teflon. Resistant to Alkali, Alcohol, Acid and many Solvents.

**Operating temperature range:** -40°C to +80°C

plasticised  
PVC -40°C +80°C



	Length mm	Type	For tags mm	Quantity
	20	59042N	9	500
	35	59050N	9	500
	1.000	59070N	9	10
	17	59002N	15	500
	27	59010N	15	1.000
	49	59020N	15	500
	67	59030N	15	250
	1.000	59060N	15	10

It is advisable to select the holder size based on the actual external diameter of the cable rather than its indicative c.s.a, due to variations in insulation thickness and conductor format.  
Consult us for holders in other lengths.

**Use holders only with designated cable tags of the same length.**



cable tags, 15 mm MG-TAP ..... page 26  
cable tags, 9 mm MG-TAPW ..... page 28

cable tags, 15 mm TAP-ROLL ..... page 68  
cable tags, 9 mm TAR-ROLL ..... page 63



# PMT-CT

## Transparent legend holders tie-on 9 mm

for cable tags 9 mm

Tie on (tie width max 6 mm) for longitudinal mounting on cables, hoses, tubes and conduit.



**Material:** plasticised PVC, self extinguishing to class V0 according to UL94, free of Cadmium, Lead, Silicon and Teflon. Resistant to Alkali, Alcohol, Acid and many Solvents.

**Operating temperature range:** -40°C to +80°C

plasticised  
PVC -40°C +80°C



	Family	Length mm	Type	For tags mm	Tie: N° x width mm	Quantity
	PMT-CT	40	54015	9	2 x 4,8 mm	500
		55	54013	9	2 x 4,8 mm	500
		90	54014	9	2 x 4,8 mm	250

It is advisable to select the holder size based on the actual external diameter of the cable rather than its indicative c.s.a, due to variations in insulation thickness and conductor format.

Consult us for holders in other lengths.

**Use holders only with designated cable tags of the same length.**



cable tags, 9 mm MG-TAPW ..... page 28  
 cable tags, 9 mm TAR-ROLL ..... page 63  
 cable ties ..... page 133





# KMC

## Holders



for electrical cables and fibre optic

KMC holders are suitable to facilitate the wrap around of the labels KM-ROLL and MG-KMP for identifying small diameter fibre optic cable.

Made from soft PVC they are the ideal accessory to enclose the fibre optic cable, following its natural conformation without damaging its structure, thanks to flexible internal securing fins.

The longitudinal slot allows application of the KMC holder onto the cable even when wiring is completed, facilitating easy maintenance.

**Material:** PVC plasticised, Self extinguishing class V0 according to UL94

**Operating temperature range:** -30°C to +80°C



Family	Cable ext. Ø range mm	Type white	Diameter mm	Length mm	Quantity
KMC	1 ÷ 4	KMC 1-26	4,5	26	1.000/100
	4 ÷ 6	KMC 4-26	6,5		1.000/100

## RETROFIT? INDISPENSABLE!



INSERT



FIX



WRAP



Directly on cables, etc in accordance with rapping diameter limitations shown for each size.

wraparound MG-KMP ..... pag. 18  
wraparound KM-ROLL ..... pag. 64



## Polyamide PA6.6 Cable ties

Ideal for securing tie-on tags, labels and holders to electrical wiring, pipes and conduit. Black ties have a higher UV resistance due to increased Carbon black loading. G series ties offer rapid installation due to the low friction coefficient of the material and have an angled tongue to facilitate easy introduction into the buckle. Rounded corners for increased safety.

**Material:** PA6.6 Polyamide, self extinguishing class V2 according to UL 94

**Humidity absorption:** 2.5% (at 50% relative humidity). Resistant to Oils, Bases, Greases, Oil products, chlorinated Solvents.

**Operating temperature range:**

-40°C to +85°C (continuous)

-40°C to +120°C (short periods)

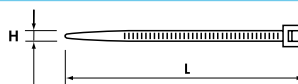


PA6.6 **-40°C** **+85°C**



Length mm	Height mm	Type		Ø max. bundle mm	Min. loop tensile strength kg	Minimum order pcs.	Quantity
		natural	black				
80	2,4	G80X2.4	G80X2.4N	15	8	1.000	100
80	2,4	G80X2.4/M	G80X2.4N/M	15	8	1.000	1.000
90	2,4	G90X2.4	G90X2.4N	16	8	1.000	100
100	2,5	G100X2.5	G100X2.5N	22	8	1.000	100
100	2,5	G100X2.5/M	G100X2.5N/M	22	8	1.000	1.000
120	2,5	G120X2.5	G120X2.5N	30	8	1.000	100
140	2,5	G140X2.5	G140X2.5N	33	8	1.000	100
140	2,5	G140X2.5/M	G140X2.5N/M	33	8	1.000	1.000
160	2,5	G160X2.5	G160X2.5N	40	8	1.000	100
160	2,5	G160X2.5/M	G160X2.5N/M	40	8	1.000	1.000
200	2,5	G200X2.5	G200X2.5N	53	8	1.000	100
200	2,5	G200X2.5/M	G200X2.5N/M	53	8	1.000	1.000
250	2,8	G250X2.8	G250X2.8N	65	14	1.000	100
300	2,8	G300X2.8	G300X2.8N	76	14	1.000	100
120	3,6	G120X3.6	G120X3.6N	30	18	1.000	100
140	3,6	G140X3.6	G140X3.6N	33	18	1.000	100
140	3,6	G140X3.6/M	G140X3.6N/M	33	18	1.000	1.000
150	3,6	G150X3.6	G150X3.6N	35	18	1.000	100
180	3,6	G180X3.6	G180X3.6N	44	18	1.000	100
200	3,6	G200X3.6	G200X3.6N	53	18	1.000	100
200	3,6	G200X3.6/M	G200X3.6N/M	53	18	1.000	1.000
250	3,6	G250X3.6	G250X3.6N	65	18	1.000	100
300	3,6	G300X3.6	G300X3.6N	76	18	1.000	100
300	3,6	G300X3.6/M	G300X3.6N/M	76	18	1.000	1.000
370	3,6	G370X3.6	G370X3.6N	102	18	1.000	100
120	4,8	G120X4.8	G120X4.8N	24	22	1.000	100
160	4,8	G160X4.8	G160X4.8N	38	22	1.000	100

## SERIE G



PA6.6 - 40°C + 85°C

RoHS  
COMPLIANT  
2011/65/EU

Length mm	Height mm	Type		Ø max. bundle mm	Min. loop tensile strength kg	Minimum order pcs.	Quantity
		natural	black				
190	4,8	G190X4.8	G190X4.8N	46	22	1.000	100
190	4,8	G190X4.8/M	G190X4.8N/M	46	22	1.000	1.000
200	4,8	G200X4.8	G200X4.8N	50	22	1.000	100
200	4,8	G200X4.8/M	G200X4.8N/M	50	22	1.000	1.000
250	4,8	G250X4.8/M	G250X4.8N/M	60	22	1.000	1.000
250	4,8	G250X4.8	G250X4.8N	60	22	100	100
280	4,8	G280X4.8	G280X4.8N	70	22	100	100
300	4,8	G300X4.8	G300X4.8N	76	22	100	100
370	4,8	G370X4.8	G370X4.8N	102	22	100	100
390	4,8	G390X4.8	G390X4.8N	105	22	100	100
430	4,8	G430X4.8	G430X4.8N	110	22	100	100
450	4,8	G450X4.8	G450X4.8N	116	22	100	100
530	4,8	G530X4.8	G530X4.8N	140	22	100	100
150	7,6	G150X7.6	G150X7.6N	33	55	100	100
200	7,6	G200X7.6	G200X7.6N	50	55	100	100
250	7,6	G250X7.6	G250X7.6N	65	55	100	100
300	7,6	G300X7.6	G300X7.6N	76	55	100	100
370	7,6	G370X7.6	G370X7.6N	102	55	100	100
430	7,6	G430X7.6	G430X7.6N	125	55	100	100
530	7,6	G530X7.6	G530X7.6N	140	55	100	100
430	9	G430X9.0	G430X9.0N	110	80	100	100
530	9	G530X9.0	G530X9.0N	140	80	100	100
710	9	G710X9.0	G710X9.0N	190	80	100	100
780	9	G780X9.0	G780X9.0N	228	80	100	100
830	9	G830X9.0	G830X9.0N	239	80	100	100
920	9	G920X9.0	G920X9.0N	263	80	100	100
1020	9	G1020X9.0	G1020X9.0N	295	80	100	100
1220	9	G1220X9.0	G1220X9.0N	365	80	100	100
230	12,6	G230X12.6	G230X12.6N	50	115	100	100
380	12,6	G380X12.6	G380X12.6N	106	115	100	100
480	12,6	G480X12.6	G480X12.6N	120	115	100	100
580	12,6	G580X12.6	G580X12.6N	152	115	100	100
730	12,6	G730X12.6	G730X12.6N	204	115	100	100
880	12,6	G880X12.6	G880X12.6N	248	115	100	100
1030	12,6	G1030X12.6	G1030X12.6N	295	115	100	100



Check max tie width (dimension H) for the tag or holder used.  
 cable&conduit tags MG-ETF ..... page 16  
 dog tags MG-DOG ..... page 30  
 cable&conduit tags ETF-ROLL ..... page 65

cable&conduit tags MS-ETF ..... page 104  
 transparent flat tag holders, 4 mm ..... page 120  
 transparent legend holders, 15 & 9 mm ..... page 122  
 transparent tag holders, 4 mm ..... page 123



# SERIE GFH

## Polyamide PA6.6 Cable ties

Ideal for securing tie on tags, labels and holders to electrical wiring, pipes and conduit. Black ties have a higher UV resistance due to increased Carbon black loading. G series ties offer rapid installation due to the low friction coefficient of the material and have an angled tongue to facilitate easy introduction into the buckle. Rounded corners for increased safety. Quick and easy identification of bundled conductors. May also be marked with MG-VYT adhesive PVC film labels.

**Material:** PA6.6 Polyamide, self extinguishing class V2 according to UL 94

**Humidity absorption:** 2.5% (at 50% relative humidity)  
Resistant to Oils, Bases, Greases, Oil products, chlorinated Solvents.

**Operating temperature range:**

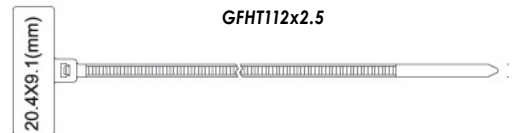
-40°C to +85°C (continuous)  
-40°C to +120°C (short periods)



PA6.6 - 40°C + 85°C



Length mm	Height mm	Type natural	Ø max. bundle mm	Min. loop tensile strength kg	Quantity
100	2,5	GFH100X2.5	18	8,1	100
112	2,5	GFHT112X2.5	18	8,1	100



## Installation tools

for Plastic cable ties

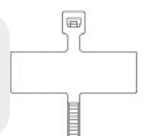


Type	Description	Length mm	Weight kg	Cable tie width mm	Quantity
5313022048	automatic cutting	165	0,2	2.2 to 4.8	1
5523036090	manual cutting	195	0,3	4.8 to 9	1



Check max tie width (dimension H) for the tag or holder used. Directly on suitable surface.

Labels MG-VYT 8x21 & 9x20 mm..... page 34



# SERIE GX

## Stainless Steel AISI 304 cable ties



Unique ball locking mechanism that allows simple and rapid installation and secure locking.

High tensile strength.

Non flammability.

**Material:** Stainless Steel AISI 304

High resistance to Acetic Acid, Alkalise, Sulphuric Acid, Corrosion, etc. In general very resistant to most hostile environments.

**Operating temperature range:** -80°C to +500°C

Stainless Steel  
**AISI** -80°C +500°C



Length mm	Height mm	Type	Ø max. bundle mm	Min. loop tensile strength kg	Quantity
200	4,5	<b>GX200X4.5</b>	50	46	100
300		<b>GX300X4.5</b>	76	46	100
370		<b>GX370X4.5</b>	102	46	100
520		<b>GX520X4.5</b>	156	46	100
370	7,9	<b>GX370X7.9</b>	102	114	100
680		<b>GX680X7.9</b>	207	114	100
1020		<b>GX1020X7.9</b>	312	114	100



## 5527030079



Installation tool for Stainless Steel cable ties.  
 Type 5527030079  
 Width up to 7,9 mm  
 With cutting device  
 Weight: 0,56 kg  
 Length: 180 mm



Check max tie width (dimension H) for the tag or holder used.

Aluminium plates GMC-AL ..... page 76  
 Stainless Steel tie-on tags SMP ..... page 88





## SERIE GXAC

*Insulated Stainless Steel INOX AISI 316 cable ties**Polyester coated*

STAINLESS STEEL AISI 316 cable ties for the most corrosive environments, coated with Polyester for better outdoor use. Smooth surface and rounded edges to ensure cable protection and user safety.

Equipped with an original ball-type closing mechanism that allows an easy and fast installation and prevents re-opening.

High resistance to acetic and sulfuric acids, to alkaline products and resistant to corrosion in the most adverse environments.

High tensile strength. Non flammability.



**Material:** AISI 316 Stainless steel, Polyester coated

**Operating temperature range:** -40°C to +150°C



Length mm	Width mm	Type	Ø max. bundle mm	Min. loop tensile strength kg	Quantity
125	4,6	GXAC125X4.6	38,0	46	100
150		GXAC150X4.6	46,0		100
200		GXAC200X4.6	61,9		100
260		GXAC260X4.6	81,0		100
290		GXAC290X4.6	90,6		100
360		GXAC360X4.6	112,8		100
520		GXAC520X4.6	163,8		100
680		GXAC680X4.6	214,8		100
840		GXAC840X4.6	265,7		100
200		7,9	GXAC200X7.9		
290	GXAC290X7.9			100	
360	GXAC360X7.9			100	
520	GXAC520X7.9			100	
680	GXAC680X7.9			100	
840	GXAC840X7.9			100	



Aluminium mounting plates GMC-AL ..... page 76  
Stainless Steel tie-on tags SMP ..... page 88



# PTP

## Push button legend bases

for Ø 22,5 & 24 mm manual operators

PTP black push button legend bases to fit a wide range of popular brands.

All types have a hole behind the legend for rivet fixing, while PTP...A types are adhesive backed.

All types suit MG-TAP 15x27 mm legends and can be fitted with a transparent legend cover TAP-CCS 990521 or MG-TAP-HF 990510.



**Material:** Polycarbonate, self extinguishing class V0 according to UL 94

**Operating temperature range:**

-40°C to +115°C (continuous)

-40°C to +130°C (short periods)

PC -40°C +115°C



	Family	Self-adhesive	rivet fixing	Size mm	Type black	Ø bottom	Size of printed plate and protection mm	Application	Quantity
	PTPS-22		✓	48 x 30	34002	22,5	15 x 27		100
	PTPSA-22	✓		48 x 30	34602	22,5	15 x 27		100
	PTPS-24		✓	48 x 30	68002	24	15 x 27	Schneider Electric	100
	PTPSA-24	✓		48 x 30	68602	24	15 x 27	Schneider Electric	100
	PTPO-22		✓	48 x 30	34802	22,5	15 x 27		100
	PTPOA-22	✓		48 x 30	34902	22,5	15 x 27		100
	PTPR-22		✓	48 x 30	34102	22,5	15 x 27		100
	PTPRA-22	✓		48 x 30	34702	22,5	15 x 27		100



SELF ADHESIVE



RIVET FIXING



legends 15x27 mm MG-TAP ..... page 26  
 cable ties ..... page 133  
 cover TAP-CCS..... page 140



PL

Legend bases

for general purpose applications

PLR legend bases may be fixed to flat surfaces by rivet or in some sizes, by cable tie to tubes, conduits, etc.

PLA versions are self adhesive. TAP-CCS transparent covers may be fitted to protect the legends.



**Material:** Polycarbonate, self extinguishing class V0 according to UL 94

**Operating temperature range:**

-40°C to +115°C (continuous)

-40°C to +130°C (short periods)

PC - 40°C + 115°C




Family	self-adhesive	rivet fixing	Size mm	Type black	Hole spacing mm	For MG-TAP size mm	Quantity
PLR		✓	17 x 20	34202		15 x 17	100
		✓	17 x 30	34302		15 x 27	100
		✓	17 x 52	34402	41	15 x 49	100
			✓	17 x 70	34502	51	15 x 67
PLA	✓		17 x 20	35002N		15 x 17	100
	✓		17 x 30	35102N		15 x 27	100
	✓		17 x 52	35202N	41	15 x 49	100
	✓		17 x 70	35302N	51	15 x 67	100



SELF ADHESIVE



RIVET FIXING



legends, 15 mm MG-TAP ..... page 26  
 cable ties ..... page 133  
 covers TAP-CCS ..... page 140



# TAP-CCS

## Transparent covers



For fitting over MG-TAP legends in bases PL and PTP to optimise protection and improve life expectancy.

**Material:** Polycarbonate, self extinguishing class V0 according to UL 94

**Operating temperature range:**

-40°C to +115°C (continuous)

-40°C to +130°C (short periods)

PC -40°C +115°C



Size mm	Type	Quantity
15 x 17	990520	100
15 x 27	990521	100
15 x 49	990522	100
15 x 67	990523	100



push button legend bases PTP..... page 138  
 legend bases PL..... page 139  
 legends rails RT..... page 142

# CPT

## Transparent covers

for panel plates

For fitting over MG-VRT plates to optimise protection and improve life expectancy.



**Material:** Polycarbonate, self extinguishing class V0 according to UL 94

**Operating temperature range:**

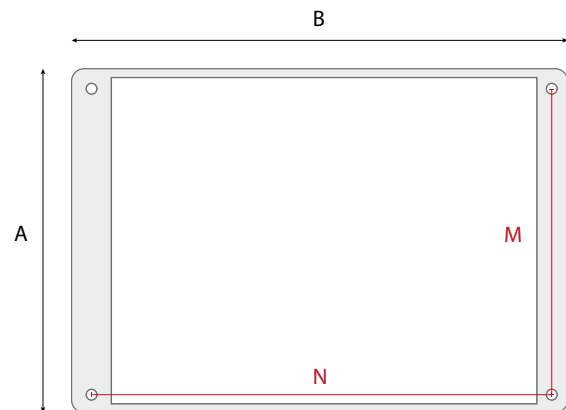
-40°C to +115°C (continuous)

-40°C to +130°C (short periods)

PC - 40°C + 115°C



Size AxB mm	Thickness mm	Type	Ø holes mm	Holes spacing mm		Panel plate size mm	Quantity
				M	N		
37 x 79	4,2	<b>47590</b>	3	27	69	32 x 58	200/10
47 x 98	4,2	<b>47591</b>	3	37	89	42 x 78	120/10
57 x 127	4,2	<b>47592</b>	3	47	117	52 x 107	80/10
65 x 120	4,2	<b>47596</b>	3	55	110	60 x 100	10
67 x 109	4,2	<b>47594</b>	3	57	99	62 x 88	80/10
97 x 140	4,2	<b>47593</b>	3	87	129	92 x 118	40/10
108 x 160	4,2	<b>47595</b>	3	97	149	102 x 138	40/10





# RT-TAP

## Legend rail, 15 mm



Legend rails provide an alternative to direct marking on components.

**Material:** Rigid dielectric high impact PVC.

Lead free, self extinguishing class V0 according to UL 94, resistant to Acid, Alcohol, Solvents.

Non-deformable up to +90°C

**Application temperature range:** +10°C to +40°C



**PVC +90°C**



Family	self-adhesive	pre-drilled	Length mm	Type		Quantity
				black	grey	
RTR-TAP		✓	430	990454	990452	25
		✓	650	990664	990662	25
		✓	1.000	990524	990502	25
RTA-TAP	✓		430	990455N	990453N	25
	✓		650	990665N	990663N	25
	✓		1.000	990525N	990503N	25

## Transparent protective covers, 15 mm



Family	Length mm	Type	Quantity
RT-CCP	430	990456	25
	650	990666	25
	1.000	990504	25

## Transparent protective strip, 15 mm



Family	Length mm	Type	Quantity
RT-CCPS	430	990457	25
	650	990667	25
	1.000	990735	25



legends, 15 mm MG-TAP ..... page 26  
 modular legends MG-17.5-R ..... page 41

legends, 15 mm TAR-ROLL ..... page 63  
 modular legend strips STRIP-ROLL ..... page 70



# RT-TAPW

## Legend rail, 9 mm

Legend rails provide an alternative to direct marking on components.

**Material:** Rigid dielectric high impact PVC.

Lead free, self extinguishing class V0 according to UL 94, resistant to Acid, Alcohol, Solvents.

Non-deformable up to +90°C

**Application temperature range:** +10°C to +40°C



Family	self-adhesive	pre-drilled	Length mm	Type		Quantity
				black	grey	
RTR-TAPW		✓	430	990654	990652	25
		✓	650	990794	990792	25
		✓	1.000	990526	990505	25
RTA-TAPW	✓		430	990655N	990653N	25
	✓		650	990795N	990793N	25
	✓		1.000	990527N	990506N	25

## Transparent protective covers, 9 mm

Family	Length mm	Type	Quantity
RT-CCW	430	990656	25
	650	990796	25
	1.000	990507	25



## Transparent protective strip, 9 mm

Family	Length mm	Type	Quantity
RT-CCWS	430	990657	25
	650	990797	25
	1.000	990734	25



legends, 9 mm MG-TAPW..... page 28  
legends, 9 mm TAR-ROLL..... page 63



# TPD

## Document holder

*adhesive and rivet fixing*

TPD document holder provides a convenient means of filing wiring schemes, operating manuals, etc in electrical panels or equipment.



**Material:** Anti-shock Polystyrene

PS

Size Axl.mm	Depth mm	Type	Sheet size	Quantity
193 x 175	20	420180	A5	5
235 x 280	40	420280	A4	5



Directly on panel

## SIGNS

A wide range of self adhesive signs, in various types and formats, for comprehensive signing of all potentially hazardous situations in factories, workshops and industrial premises.

### SYMBOL SHAPE INDICATES MEANING



TRIANGLE

Warning, Attention



CIRCLE

Prohibition, Mandatory



SQUARE & RECTANGULAR



Information and Supplementary

### Signs with text

Consist of WS, PS or MS symbols supplemented by information in text form, or text only signs which can be used in combination with symbol only signs.

Available in different graphic modes and formats, for marking equipment, machinery and installations in a detailed and efficient way.

Texts can be supplied in different languages: English (- GB), French (- F), German (- D), Spanish (- E) and other.

GB English
F French
D German
E Spanish
... other language

### Storage

Also available in package quantity BULK.



# SIGNSTICKONSYS



# WS

## Warning signs



Polyester film, Halogen free, on sheet

Consist of WS symbols supplemented by information in text form WST, or text only signs which can be used in combination with symbol only signs. Available in different graphic modes and formats, for marking equipment, machinery and installations in a detailed and efficient way.

**Material:** Polyester film over-laminated with transparent film resistant to UV, thickness approximately 0,1 mm. Resistant to Water, Oil, Grease, Alcohol, Detergent, Alkaline Substances and Atmospheric Agents. Low flammability, self extinguishing. Recommended for application to equipment for internal or external use, but not directly exposed to atmospheric agents. If exposed to atmospheric agents, the life of the label may be limited to five years.

**Application temperature range:** -40°C to +130°C

PET HF 40°C 130°C



Family	Size mm	Type	Labels per sheet	Quantity
WS-AD	Generic hazard			UNI EN ISO 7010 ISO 3864 - UNI 7543
	12,5	200000	64	320
		200000-BULK	323	1.615
	25	200001	24	240
		200001-BULK	120	1.200
	50	200002	10	50
		200002-BULK	30	900
	100	200003	2	10
		200003-BULK	6	300
	150	200004	2	10
	200	200005	1	5
300	200006	1	1	
WST-LDY	DANGER! Mechanical devices moving			UNI 7543 - ISO 3864
	105 x 210	2557AD017-GB	1	3
WST-LAY	WARNING! Automatic start			UNI 7543 - ISO 3864
	120 x 200	2658AD021-GB	1	3
WST-OAY	WARNING! Remote controlled machine			ISO 3864
	200 x 200	1307AD030-GB	1	1
WST-TSW	DANGER			UNI 7543 - ISO 3864
	50	0400AD035-GB	5	25
WST-LAY	WARNING! DANGER			UNI 7543 - ISO 3864
	37 x 74	2653AD035-GB	3	15
	65 x 131	2655AD035-GB	1	10

Family	Size mm	Type	Labels per sheet	Quantity
WS-HT	Electricity			UNI EN ISO 7010 ISO 3864 - UNI 7543
	12,5	200100	64	320
		200100-BULK	323	1.615
	25	200101	24	240
		200101-BULK	120	1.200
	50	200102	10	50
		200102-BULK	30	900
	100	200103	2	10
		200103-BULK	6	450
	150	200104	2	10
	200	200105	1	5
300	200106	1	1	
WST-OTY	5.5 V			ISO 3864
	50 x 100	1101HT003-GB	2	10
WST-TSW	12 V			
	50	0400HT005	5	25
WST-LSY	12 V			UNI 7543 - ISO 3864
	26 x 52	2451HT005	5	25
	37 x 74	2453HT005	3	15
	52 x 105	2454HT005	2	10
WST-TSW	24 V			
	50	0400HT006	5	25
	100	0401HT006	2	10
	200	0403HT006	1	3
WST-LSY	24 V			UNI 7543 - ISO 3864
	26 x 52	2451HT006	5	25



other language on request

# WS



Family	Size mm	Type	Labels per sheet	Quantity
WST-LAY	WARNING! 24 V			UNI 7543 - ISO 3864
	37 x 74	<b>2653HT006-GB</b>	3	15
WST-OTY	24 V			ISO 3864
	25 x 50	<b>1100HT006</b>	5	25
	50 x 100	<b>1101HT006</b>	2	10
24 V	15 x 80	<b>1110HT006</b>	5	25
	30 x 100	<b>1111HT006</b>	2	10
	40 x 150	<b>1112HT006</b>	2	10
WST-TSW	110 V			UNI 7543 - ISO 3864
	50	<b>0400HT008</b>	5	25
		<b>0400HT008-BULK</b>	25	750
	100	<b>0401HT008</b>	2	10
WST-OTY	110 V			ISO 3864
	25 x 50	<b>1100HT008</b>	5	25
	15 x 80	<b>1110HT008</b>	5	25
110 V	30 x 100	<b>1111HT008</b>	2	10
	40 x 150	<b>1112HT008</b>	2	10
WST-LAY	WARNING! 115 V			UNI 7543 - ISO 3864
	37 x 74	<b>2653HT009-GB</b>	3	15
WST-OTY	115 V			ISO 3864
	25 x 50	<b>1100HT009</b>	5	25
115 V	50 x 100	<b>1101HT009</b>	2	10
WST-TSW	230 V			
	50	<b>0400HT012</b>	5	25
		<b>0400HT012-BULK</b>	25	750
	100	<b>0401HT012</b>	2	10
	150	<b>0402HT012</b>	1	5
WST-TDW	DANGER! 230 V			
	50	<b>0500HT012-GB</b>	5	25
WST-TAW	WARNING! 230 V			
	50	<b>0600HT012-GB</b>	5	25
WST-LSY	230 V			UNI 7543 - ISO 3864
	18 x 37	<b>2450HT012</b>	7	35
	26 x 52	<b>2451HT012</b>	5	25
	37 x 74	<b>2453HT012</b>	3	15
	52 x 105	<b>2454HT012</b>	2	10
WST-LDY	DANGER! 230 V			UNI 7543 - ISO 3864
	37 x 74	<b>2553HT012-GB</b>	3	15

Family	Size mm	Type	Labels per sheet	Quantity
WST-LAY	WARNING! 230 V			UNI 7543 - ISO 3864
	18 x 37	<b>2650HT012-GB</b>	7	35
	32 x 65	<b>2652HT012-GB</b>	4	20
	37 x 74	<b>2653HT012-GB</b>	3	15
	52 x 106	<b>2654HT012-GB</b>	2	10
WST-PSY	230 V			UNI 7543 - ISO 3864
	46 x 32	<b>3450HT012</b>	1	20
WST-PDY	DANGER! 230 V			UNI 7543 - ISO 3864
	52 x 37	<b>3551HT012-GB</b>	3	15
	92 x 65	<b>3553HT012-GB</b>	1	10
WST-OTY	230 V			ISO 3864
	25 x 50	<b>1100HT012</b>	5	25
	50 x 100	<b>1101HT012</b>	2	10
230 V	15 x 80	<b>1110HT012</b>	5	25
	30 x 100	<b>1111HT012</b>	2	10
	40 x 150	<b>1112HT012</b>	2	10
WST-TSW	240 V			
	50	<b>0400HT013</b>	5	25
	100	<b>0401HT013</b>	1	10
WST-LSY	240 V			UNI 7543 - ISO 3864
	32 x 65	<b>2452HT013</b>	4	20
WST-TSW	400 V			
	50	<b>0400HT015</b>	5	25
		<b>0400HT015-BULK</b>	25	750
	100	<b>0401HT015</b>	2	10
	150	<b>0402HT015</b>	1	5
	200	<b>0403HT015</b>	1	3
WST-TDW	DANGER! 400 V			
	50	<b>0500HT015-GB</b>	5	25
WST-LSY	400 V			UNI 7543 - ISO 3864
	26 x 52	<b>2451HT015</b>	5	25
	32 x 65	<b>2452HT015</b>	4	20
	37 x 74	<b>2453HT015</b>	3	15
	52 x 105	<b>2454HT015</b>	2	10
	65 x 131	<b>2455HT015</b>	2	10
	120 x 200	<b>2458HT015</b>	1	3
WST-LDY	DANGER! 400 V			UNI 7543 - ISO 3864
	37 x 74	<b>2553HT015-GB</b>	3	15
































Family	Size mm	Type	Labels per sheet	Quantity
WST-LAY	WARNING! 400 V			UNI 7543 - ISO 3864
	32 x 65	<b>2652HT015-GB</b>	4	20
	37 x 74	<b>2653HT015-GB</b>	3	15
	52 x 105	<b>2654HT015-GB</b>	2	10
WST-PSY	400 V			UNI 7543 - ISO 3864
	46 x 32	<b>3450HT015</b>	1	25
	52 x 37	<b>3451HT015</b>	3	15
	105 x 74	<b>3454HT015</b>	1	10
	148 x 105	<b>3455HT015</b>	1	5
WST-PDY	DANGER! 400 V			UNI 7543 - ISO 3864
	52 x 37	<b>3551HT015-GB</b>	3	15
	92 x 65	<b>3553HT015-GB</b>	1	10
	148 x 105	<b>3555HT015-GB</b>	1	5
	297 x 210	<b>3558HT015-GB</b>	1	2
WST-OTY	400 V			ISO 3864
400 V	25 x 50	<b>1100HT015</b>	5	25
	50 x 100	<b>1101HT015</b>	3	10
	15 x 80	<b>1110HT015</b>	5	25
	30 x 100	<b>1111HT015</b>	2	10
	40 x 150	<b>1112HT015</b>	2	10
	440 V			
	50	<b>0400HT016</b>	5	25
	100	<b>0401HT016</b>	2	10
	WST-LSY	440 V		UNI 7543 - ISO 3864
	52 x 105	<b>2454HT016</b>	1	10
WST-LAY	WARNING! 440 V			UNI 7543 - ISO 3864
	37 x 74	<b>2653HT016-GB</b>	3	15
	65 x 131	<b>2655HT016-GB</b>	1	10
WST-OTY	440 V			ISO 3864
440 V	25 x 50	<b>1100HT016</b>	5	25
WST-TSW	500 V			
	50	<b>0400HT017</b>	5	25
	100	<b>0401HT017</b>	2	10
	150	<b>0402HT017</b>	1	5
WST-LSY	500 V			UNI 7543 - ISO 3864
	18 x 37	<b>2450HT017</b>	7	35
WST-LAY	WARNING! 500 V			UNI 7543 - ISO 3864
	52 x 105	<b>2654HT017-GB</b>	1	10
WST-PSY	500 V			UNI 7543 - ISO 3864
	148 x 105	<b>3455HT017</b>	1	5

Family	Size mm	Type	Labels per sheet	Quantity
WST-OTY	600 V			ISO 3864
600 V	25 x 50	<b>1100HT018</b>	5	25
WST-PDY	DANGER! 3,000 V			UNI 7543 - ISO 3864
	371 x 262	<b>3559HT019-GB</b>	1	1
WST-OTY	3,000 V			ISO 3864
3,000 V	25 x 50	<b>1100HT019-GB</b>	5	25
WST-TSW	5,000 V			
	200	<b>0403HT020-GB</b>	1	3
WST-TSW	20,000 V			
	100	<b>0401HT021-GB</b>	2	10
WST-LSY	20,000 V			UNI 7543 - ISO 3864
	52 x 105	<b>2454HT021-GB</b>	2	10
	105 x 210	<b>2457HT021-GB</b>	1	3
WST-LAY	WARNING! 20,000 V			UNI 7543 - ISO 3864
	37 x 74	<b>2653HT021-GB</b>	3	15
	52 x 105	<b>2654HT021-GB</b>	2	10
	120 x 200	<b>2658HT021-GB</b>	1	3
WST-PDY	DANGER! 20,000 V			UNI 7543 - ISO 3864
	148 x 105	<b>3555HT021-GB</b>	1	5
	297 x 210	<b>3558HT021-GB</b>	1	2
WST-PDY	DANGER! Risk of electrocution			UNI 7543 - ISO 3864
	297 x 210	<b>3558HT023-GB</b>	1	2
WST-TSW	High voltage			UNI 7543 - ISO 3864
	50	<b>0400HT024-GB</b>	5	25
	100	<b>0401HT024-GB</b>	2	10
	150	<b>0403HT024-GB</b>	1	3
WST-LSY	High voltage			UNI 7543 - ISO 3864
	52 x 105	<b>2454HT024-GB</b>	2	10
WST-LAY	WARNING! High voltage			UNI 7543 - ISO 3864
	37 x 74	<b>2653HT024-GB</b>	3	15
	65 x 131	<b>2655HT024-GB</b>	1	10
WST-TSW	High voltage, danger of death			
	150	<b>0402HT025-GB</b>	1	5
WST-LSY	High voltage, danger of death			UNI 7543 - ISO 3864
	150 x 300	<b>2460HT025-GB</b>	1	3

other language on request



Family	Size mm	Type	Labels per sheet	Quantity
<b>WST-PDY</b>	DANGER! High voltage, danger of death			UNI 7543 - ISO 3864
	297 x 210	<b>3558HT025-GB</b>	1	2
<b>WST-LSY</b>	Low voltage			UNI 7543 - ISO 3864
	26 x 52	<b>2451HT026-GB</b>	5	25
	37 x 74	<b>2453HT026-GB</b>	3	15
<b>WST-TSW</b>	Danger of death			
	50	<b>0400HT027-GB</b>	5	25
<b>WST-TSW</b>	Danger of electrocution			
	150	<b>0402HT028-GB</b>	1	5
<b>WST-LSY</b>	Danger of electrocution			UNI 7543 - ISO 3864
	120 x 200	<b>2458HT028-GB</b>	1	3
<b>WST-LDY</b>	DANGER! Danger of electrocution			UNI 7543 - ISO 3864
	120 x 200	<b>2558HT028-GB</b>	1	3
<b>WST-LAY</b>	WARNING! Live panel			UNI 7543 - ISO 3864
	52 x 105	<b>2654HT032-GB</b>	2	10
	120 x 200	<b>2658HT032-GB</b>	1	3
<b>WST-LDY</b>	DANGER! Live panel			UNI 7543 - ISO 3864
	120 x 200	<b>2558HT032-GB</b>	1	3
<b>WST-LAY</b>	WARNING! Live panel			UNI 7543 - ISO 3864
	52 x 105	<b>2654HT032-GB</b>	1	10
<b>WST-PDY</b>	DANGER! Live panel			UNI 7543 - ISO 3864
	297 x 210	<b>3558HT032-GB</b>	1	2
<b>WST-OTY</b>	Live panel			ISO 3864
	50 x 100	<b>1101HT032-GB</b>	2	10
	100 x 200	<b>1102HT032-GB</b>	1	3
<b>WST-LDY</b>	DANGER! Live installation			UNI 7543 - ISO 3864
	52 x 105	<b>2554HT034-GB</b>	1	10
<b>WST-LDY</b>	DANGER! Return voltage			UNI 7543 - ISO 3864
	18 x 37	<b>2550HT035-GB</b>	7	35
<b>WST-TSW</b>	Equipment remains live even when switched off			
	50	<b>0400HT039-GB</b>	5	25
<b>WST-TAW</b>	WARNING! Equipment remains live even when switched off			
	50	<b>0600HT039-GB</b>	5	25

Family	Size mm	Type	Labels per sheet	Quantity
<b>WST-LSY</b>	Equipment remains live even when switched off			UNI 7543 - ISO 3864
	18 x 37	<b>2450HT039-GB</b>	7	35
	26 x 52	<b>2451HT039-GB</b>	5	25
	37 x 74	<b>2453HT039-GB</b>	3	15
	52 x 105	<b>2454HT039-GB</b>	2	10
<b>WST-LAY</b>	WARNING! Equipment remains live even when switched off			UNI 7543 - ISO 3864
	26 x 52	<b>2651HT039-GB</b>	5	25
	32 x 65	<b>2652HT039-GB</b>	4	20
	37 x 74	<b>2653HT039-GB</b>	3	15
	52 x 105	<b>2654HT039-GB</b>	1	10
	65 x 131	<b>2655HT039-GB</b>	1	10
<b>WST-LSY</b>	Safety limit			UNI 7543 - ISO 3864
	26 x 52	<b>2451HT040-GB</b>	5	25
<b>WST-LAY</b>	WARNING! Safety limit			UNI 7543 - ISO 3864
	26 x 52	<b>2651HT040-GB</b>	5	25
<b>WST-TSW</b>	Testing in progress			
	200	<b>0403HT043-GB</b>	1	3
<b>WST-TSW</b>	Electrical cables			
	100	<b>0401HT044-GB</b>	1	10
<b>WST-LAY</b>	WARNING! Electrical cables			UNI 7543 - ISO 3864
	105 x 210	<b>2657HT044-GB</b>	1	3
<b>WST-LSY</b>	Main switch			UNI 7543 - ISO 3864
	52 x 105	<b>2454HT046-GB</b>	1	10
<b>WST-OTY</b>	Main switch			ISO 3864
	150 x 300	<b>1103HT046-GB</b>	1	1
<b>WST-TSW</b>	Electrical substation			
	100	<b>0401HT049-GB</b>	1	10
<b>WST-PDY</b>	DANGER! Electrical substation			UNI 7543 - ISO 3864
	297 x 210	<b>3558HT049-GB</b>	1	2
<b>WST-TSW</b>	Always live			UNI 7543 - ISO 3864
	50	<b>0400HT051-GB</b>	5	25
<b>WST-LSY</b>	Always live			UNI 7543 - ISO 3864
	52 x 105	<b>2454HT051-GB</b>	2	10
<b>WST-LDY</b>	DANGER! Always live			UNI 7543 - ISO 3864
	32 x 65	<b>2552HT051-GB</b>	4	20



Family	Size mm	Type	Labels per sheet	Quantity
WST-LAY	WARNING! Always live			UNI 7543 - ISO 3864
	37 x 74	<b>2653HT051-GB</b>	3	15
	52 x 105	<b>2654HT051-GB</b>	1	10
	65 x 131	<b>2655HT051-GB</b>	1	10
WST-OTY	Always live			ISO 3864
Always live	25 x 50	<b>1100HT051-GB</b>	5	25
WST-OAY	WARNING! Always live			ISO 3864
WARNING! Always live	25 x 50	<b>1300HT051-GB</b>	5	25
WST-LSY	Switch power off before opening the door			UNI 7543 - ISO 3864
	52 x 105	<b>2454HT052-GB</b>	2	10
	65 x 131	<b>2455HT052-GB</b>	2	10
WST-LDY	DANGER! Switch power off before opening the door			UNI 7543 - ISO 3864
	37 x 74	<b>2553HT052-GB</b>	3	15
WST-LAY	WARNING! Switch power off before opening the door			UNI 7543 - ISO 3864
	65 x 131	<b>2655HT052-I-GB</b>	1	10
	WARNING! Switch power off before opening the door			UNI 7543 - ISO 3864
	26 x 52	<b>2651HT052</b>	5	25
	37 x 74	<b>2653HT052-GB</b>	3	15
		<b>2653HT052-GB-BULK</b>	34	1.020
	52 x 105	<b>2654HT052-GB</b>	1	10
	65 x 131	<b>2655HT052-GB</b>	1	10
	74 x 148	<b>2656HT052-GB</b>	1	5
	105 x 210	<b>2657HT052-GB</b>	1	3
WST-OAY	WARNING! Switch power off before opening the door			ISO 3864
WARNING! Switch power off before opening the door	25 x 50	<b>1300HT052-GB</b>	5	25
	50 x 100	<b>1301HT052-GB</b>	2	10
WST-PDY	DANGER! Switch power off before opening the door			UNI 7543 - ISO 3864
	74 x 52	<b>3552HT052-GB</b>	2	10
	297 x 210	<b>3558HT052-GB</b>	1	2
WST-PAY	WARNING! Switch power off before opening the door			UNI 7543 - ISO 3864
	74 x 52	<b>3652HT052-GB</b>	2	10
WST-TSW	Switch power off before opening the panel			
	100	<b>0401HT053-GB</b>	2	10
WST-LSY	Switch power off before opening the panel			UNI 7543 - ISO 3864
	52 x 105	<b>2454HT053-GB</b>	2	10
WST-LAY	WARNING! Switch power off before opening the panel			UNI 7543 - ISO 3864
	32 x 65	<b>2652HT053-GB</b>		20
	37 x 74	<b>2653HT053-GB</b>	3	15
	52 x 105	<b>2654HT053-GB</b>	1	10

Family	Size mm	Type	Labels per sheet	Quantity
WST-PDY	DANGER! Switch power off before opening the panel			UNI 7543 - ISO 3864
	297 x 210	<b>3558HT053-GB</b>	1	2
WST-LSY	Rotate switch before opening the panel			UNI 7543 - ISO 3864
	52 x 105	<b>2454HT054-GB</b>	2	10
WST-LAY	WARNING! Rotate switch before opening the panel			UNI 7543 - ISO 3864
	37 x 74	<b>2653HT054-GB</b>	3	15
WST-LSY	Switch off, voltage present			UNI 7543 - ISO 3864
	52 x 105	<b>2454HT055-GB</b>	2	10
WST-LAY	WARNING! Switch off, voltage present			UNI 7543 - ISO 3864
	32 x 65	<b>2652HT055-GB</b>	4	20
WST-TSW	Electrical discharges			UNI 7543 - ISO 3864
	50	<b>0400HT056-GB</b>	5	25
WST-LAY	WARNING! Electrical discharges			UNI 7543 - ISO 3864
	37 x 74	<b>2653HT056-GB</b>	3	15
	65 x 131	<b>2655HT056-GB</b>	1	10
WST-TSW	High-voltage underground cables			
	200	<b>0403HT059-GB</b>	1	3
WST-PDY	DANGER! High-voltage underground cables			UNI 7543 - ISO 3864
	297 x 210	<b>3558HT059-GB</b>	1	2
WST-TSW	Equipment remains live even when door is open			
	50	<b>0400HT061-GB</b>	5	25
WST-LSY	Equipment remains live even when door is open			UNI 7543 - ISO 3864
	18 x 37	<b>2450HT061-GB</b>	7	35
	52 x 105	<b>2454HT061-GB</b>	2	10
WST-LDY	DANGER! Equipment remains live even when door is open			UNI 7543 - ISO 3864
	52 x 105	<b>2554HT061-GB</b>	1	10
	65 x 131	<b>2555HT061-GB</b>	1	10
WST-LAY	WARNING! Equipment remains live even when door is open			UNI 7543 - ISO 3864
	18 x 37	<b>2650HT061-GB</b>	7	35
		<b>2653HT061-GB</b>	3	15
	37 x 74	<b>2653HT061-IT-GB</b>	3	15
		<b>2654HT061-GB</b>	1	10
65 x 131	<b>2655HT061-GB</b>	1	10	
	DANGER! Equipment remains live even when door is open			UNI 7543 - ISO 3864
	92 x 65	<b>3553HT061-GB</b>	1	10
	148 x 105	<b>3555HT061-GB</b>	1	5



other language on request


























Family	Size mm	Type	Labels per sheet	Quantity
WST-OAY	WARNING! Equipment remains live even when door is open			ISO 3864
WARNING! Equipment remains live even when door is open	25 x 50	<b>1300HT061-GB</b>	5	25
	50 x 100	<b>1301HT061-GB</b>	2	10
WST-TSW	Switch off power before removing panel			
	100	<b>0401HT062-GB</b>	2	10
	WST-LSY Switch off power before removing panel			UNI 7543 - ISO 3864
	18 x 37	<b>2450HT062-GB</b>	7	35
	37 x 74	<b>2453HT062-GB</b>	3	15
	52 x 105	<b>2454HT062-GB</b>	2	10
WST-LDY	DANGER! Switch off power before removing panel			UNI 7543 - ISO 3864
	37 x 74	<b>2553HT062-GB</b>	3	15
	WST-LAY WARNING! Switch off power before removing panel			UNI 7543 - ISO 3864
	37 x 74	<b>2653HT062-GB</b>	3	15
	52 x 105	<b>2654HT062-GB</b>	1	10
	74 x 148	<b>2656HT062-GB</b>	1	5
WST-PDY	DANGER! Switch off power before removing panel			UNI 7543 - ISO 3864
	297 x 210	<b>3558HT062-GB</b>	1	2
	WST-TSW DANGER			UNI 7543 - ISO 3864
	50	<b>0400HT066-GB</b>	5	25
	WST-LSY DANGER!			UNI 7543 - ISO 3864
	52 x 105	<b>2454HT067-GB</b>		10
	WST-LSY WARNING!			UNI 7543 - ISO 3864
	52 x 105	<b>2454HT071-GB</b>	2	10
	WST-LAY WARNING! Switch off power before removing cover			UNI 7543 - ISO 3864
	37 x 74	<b>2653HT072-GB</b>	3	15
	65 x 131	<b>2655HT072-GB</b>	1	10
WST-TSW	Switch off power before removing cover			
	50	<b>0400HT072-GB</b>	5	25
	WST-LSY Wait 1 minute before touching electrical parts			UNI 7543 - ISO 3864
	52 x 105	<b>2454HT073-GB</b>		10
	WST-TSW 400 V AC			
	50	<b>0400HT075</b>	5	25
	WST-LAY WARNING! 400 V AC			UNI 7543 - ISO 3864
	37 x 74	<b>2653HT075-GB</b>	3	15

Family	Size mm	Type	Labels per sheet	Quantity
WST-LSY	24 V AC			UNI 7543 - ISO 3864
	18 x 37	<b>2450HT078</b>	7	35
	WST-OTY High voltage Warning! Danger of death			ISO 3864
High voltage Warning! Danger of death	50 x 100	<b>1101HT079-GB</b>	2	10
	WST-LSY Switch off power before removing guard			UNI 7543 - ISO 3864
	18 x 37	<b>2450HT081-GB</b>	7	35
	37 x 74	<b>2453HT081-GB</b>	3	15
WST-LDY	DANGER! Switch off power before removing guard			UNI 7543 - ISO 3864
	37 x 74	<b>2553HT081-GB</b>	3	15
	WST-LAY WARNING! Switch off power before removing guard			UNI 7543 - ISO 3864
	37 x 74	<b>2653HT081-GB</b>	3	15
	52 x 105	<b>2654HT081-GB</b>	1	10
	65 x 131	<b>2655HT081-GB</b>	1	10
WST-LAY	WARNING! Set the main switch to zero before working on the pump			UNI 7543 - ISO 3864
	65 x 131	<b>2655HT083-GB</b>	1	10
	WST-LAY WARNING! 380 V + N			UNI 7543 - ISO 3864
	65 x 131	<b>2655HT084-GB</b>	1	10
	WST-TSW 415 V			
	50	<b>0400HT085</b>	5	25
	WST-TSW Turning off the general power supply means no safety for maintenance purposes			
	50	<b>0400HT093-GB</b>	5	25
	100	<b>0401HT093-GB</b>	2	10
WST-TSW 480 V / 24 V				
	100	<b>0401HT094</b>	2	10
	WST-LAY WARNING! 480 V / 24 V			UNI 7543 - ISO 3864
	52 x 105	<b>2654HT094-GB</b>	1	10
	WST-TSW 400 V / 24 V			
	100	<b>0401HT095</b>	2	10
	WST-LAY WARNING! Only electricians can perform operations or internal repairs			UNI 7543 - ISO 3864
	37 x 74	<b>2653HT097-GB</b>	3	15
	WST-TSW 600 V / 24 V			
	100	<b>0401HT098</b>	2	10





Family	Size mm	Type	Labels per sheet	Quantity
WST-TSW	440 V / 24 V			
	100	<b>0401HT103</b>	2	10
WST-TSW	230 V / 24 V			
	100	<b>0401HT104</b>	2	10
WST-TSW	690 V			
	50	<b>0400HT105</b>	5	25
WST-LAY	WARNING! The electrical panel is housed in several lines			UNI 7543 - ISO 3864
	65 x 131	<b>2655HT106-GB</b>	1	10
WST-LAY	WARNING! Voltage also present when master switch is turned off			UNI 7543 - ISO 3864
	26 x 52	<b>2651HT108-D-GB-F</b>	5	25
WST-TSW	Put equipment under tension			
	50	<b>0400HT111-GB</b>	5	25
WST-LAY	WARNING! Dual power board			UNI 7543 - ISO 3864
	52 x 105	<b>2654HT112-GB</b>	1	10
WST-TSW	215 V			
	50	<b>0400HT113</b>	5	25
WST-TSW	750 V			
	50	<b>0400HT122</b>	5	25
WST-OTY	Switch power off before opening the fuse holder			ISO 3864
	50 x 100	<b>1101HT128-GB</b>	2	10
WST-LAY	WARNING! Under tension when the main switch is off			
	26 x 52	<b>2651HT131-GB</b>	5	25
WST-OTY	WARNING! HIGH CONTACT CURRENT. GROUNDING CONNECTION IS ESSENTIAL BEFORE CONNECTING TO THE POWER SUPPLY			ISO 3864
	65 x 100	<b>1118HT135-GB</b>	1	10
WST-TSW	Do not open while energised			
	50	<b>0400HT149-GB</b>	5	25
WST-OTY	Danger - electricity these links must be closed when the cable is in service			ISO 3864
	30 x 100	<b>1111HT150-GB</b>	2	10

Family	Size mm	Type	Labels per sheet	Quantity
WST-LSY	ALTA TENSIONE HIGH VOLTAGE HAUTE TENSION STARKSTROM			UNI 7543 - ISO 3864
	74 x 148	<b>2456HT151-I-GB-F-D</b>	1	5
WST-OTY	WARNING! These links must be closed with a torque value of 50 Nm			ISO 3864
	30 x 100	<b>1111HT154-GB</b>	2	10
WS-BA	<b>Batteries</b>			UNI EN ISO 7010 ISO 3864 - UNI 7543
	25	<b>200201</b>	24	240
	50	<b>200202</b>	10	50
	100	<b>200203</b>	2	10
	150	<b>200204</b>	1	10
	200	<b>200205</b>	1	5
	300	<b>200206</b>	1	1
WST-LSY	Dangerous acids			UNI 7543 - ISO 3864
	37 x 74	<b>2453BA004-GB</b>	3	15
	65 x 131	<b>2455BA004-GB</b>	1	10
WS-EX	<b>Explosive atmosphere</b>			UNI EN ISO 7010 ISO 3864 - UNI 7543
	25	<b>200301</b>	24	240
	50	<b>200302</b>	10	50
	100	<b>200303</b>	2	10
	150	<b>200304</b>	1	10
	200	<b>200305</b>	1	5
	300	<b>200306</b>	1	1
WST-LSY	Explosive atmosphere			UNI 7543 - ISO 3864
	37 x 74	<b>2453EX001-GB</b>	3	15
	65 x 131	<b>2455EX001-GB</b>	1	10
WS-FM	<b>Flammable materials</b>			UNI EN ISO 7010 ISO 3864 - UNI 7543
	25	<b>200801</b>	24	240
	50	<b>200802</b>	10	50
	100	<b>200803</b>	2	10
	150	<b>200804</b>	1	10
	200	<b>200805</b>	1	5
	300	<b>200806</b>	1	1
WST-PDY	DANGER! Flammable materials			UNI 7543 - ISO 3864
	297 x 210	<b>3558FM002-GB</b>	1	2
WS-CA	<b>Combustible materials</b>			UNI EN ISO 7010 ISO 3864 - UNI 7543
	25	<b>200901</b>	24	240
	50	<b>200902</b>	10	50
	100	<b>200903</b>	2	10
	150	<b>200904</b>	1	10
	200	<b>200905</b>	1	5
	300	<b>200906</b>	1	1

# WS

GB English F French D German E Spanish ... other language

other language on request











PET HF 40°C 130°C













Family	Size mm	Type	Labels per sheet	Quantity
<b>WS-EM</b>	<b>Explosive materials</b>			UNI EN ISO 7010 ISO 3864 - UNI 7543
	25	<b>201001</b>	24	240
	50	<b>201002</b>	10	50
	100	<b>201003</b>	2	10
	150	<b>201004</b>	1	10
	200	<b>201005</b>	1	5
	300	<b>201006</b>	1	1
<b>WS-GT</b>	<b>Pressurised containers or cylinders</b>			UNI EN ISO 7010 ISO 3864 - UNI 7543
	50	<b>201102</b>	10	50
	100	<b>201103</b>	2	10
	150	<b>201104</b>	1	10
	200	<b>201105</b>	1	5
	300	<b>201106</b>	1	1
<b>WS-CM</b>	<b>Corrosive substances</b>			UNI EN ISO 7010 ISO 3864 - UNI 7543
	25	<b>200501</b>	24	240
	50	<b>200502</b>	10	50
	100	<b>200503</b>	2	10
	150	<b>200504</b>	1	10
	200	<b>200505</b>	1	5
	300	<b>200506</b>	1	1
<b>WS-HM</b>	<b>Toxic, harmful or irritant substances</b>			UNI EN ISO 7010 ISO 3864 - UNI 7543
	12,5	<b>200600</b>	64	320
	25	<b>200601</b>	24	240
	50	<b>200602</b>	10	50
	100	<b>200603</b>	2	10
	150	<b>200604</b>	1	10
	200	<b>200605</b>	1	5
	300	<b>200606</b>	1	1
<b>WS-MF</b>	<b>Magnetic field</b>			UNI EN ISO 7010 ISO 3864 - UNI 7543
	25	<b>201401</b>	24	240
	50	<b>201402</b>	10	50
	100	<b>201403</b>	2	10
	150	<b>201404</b>	1	10
	200	<b>201405</b>	1	5
	300	<b>201406</b>	1	1
<b>WST-PSY</b>	Magnetic field			UNI 7543 - ISO 3864
	297 x 210	<b>3458MF001-GB</b>	1	2
<b>WST-PAY</b>	WARNING! Magnetic field			UNI 7543 - ISO 3864
	297 x 210	<b>3658MF001-GB</b>	1	2
<b>WS-EF</b>	<b>Non-ionising radiation</b>			UNI EN ISO 7010 ISO 3864 - UNI 7543
	50	<b>201502</b>	10	50
	100	<b>201503</b>	2	10
	150	<b>201504</b>	1	10
	200	<b>201505</b>	1	5
	300	<b>201506</b>	1	1

Family	Size mm	Type	Labels per sheet	Quantity
<b>WS-HN</b>	<b>High noise</b>			UNI EN ISO 7010 ISO 3864 - UNI 7543
	25	<b>201901</b>	24	240
	50	<b>201902</b>	10	50
	100	<b>201903</b>	2	10
	150	<b>201904</b>	1	10
	200	<b>201905</b>	1	5
	300	<b>201906</b>	1	1
	<b>WST-TAW</b>	WARNING! Zone with noise level above 85 dB(A)		
	100	<b>0601HN015-GB</b>	2	10
	150	<b>0602HN015-GB</b>	1	5
<b>WS-IC</b>	<b>Low temperature</b>			UNI EN ISO 7010 ISO 3864 - UNI 7543
	25	<b>201301</b>	24	240
	50	<b>201302</b>	10	50
	100	<b>201303</b>	2	10
	150	<b>201304</b>	1	10
	200	<b>201305</b>	1	5
	300	<b>201306</b>	1	1
<b>WS-HS</b>	<b>High temperature</b>			UNI EN ISO 7010 ISO 3864 - UNI 7543
	12,5	<b>201200</b>	64	320
		<b>201200-BULK</b>	323	1.615
	25	<b>201201</b>	24	240
		<b>201201-BULK</b>	120	1.200
	50	<b>201202</b>	10	50
		<b>201202-BULK</b>	30	900
	100	<b>201203</b>	2	10
		<b>201203-BULK</b>	6	450
	150	<b>201204</b>	1	10
	200	<b>201205</b>	1	5
	300	<b>201206</b>	1	1
	<b>WST-TSW</b>	High temperature		
	50	<b>0400HS001-GB</b>	5	25
<b>WST-LSY</b>	High temperature			UNI 7543 - ISO 3864
	37 x 74	<b>2453HS001-GB</b>	3	15
	65 x 131	<b>2455HS001-GB</b>	1	10
<b>WST-LDY</b>	DANGER! High temperature			UNI 7543 - ISO 3864
	37 x 74	<b>2558HS001-GB</b>	3	15
<b>WST-LAY</b>	WARNING! High temperature			UNI 7543 - ISO 3864
	52 x 105	<b>2654HS001-GB</b>	3	15
<b>WST-TAW</b>	WARNING! High temperature			
	50	<b>0600HS001-GB</b>	5	25
	100	<b>0601HS001-GB</b>	2	10



Family	Size mm	Type	Labels per sheet	Quantity
<b>WST-LSY</b>	Electrical heating resistances			UNI 7543 - ISO 3864
	65 x 131	<b>2455HS003-GB</b>	1	10
<b>WST-LAY</b>	WARNING! Electrical heating resistances			UNI 7543 - ISO 3864
	52 x 105	<b>2654HS003-GB</b>	3	15
<b>WST-LSY</b>	High temperature zone			UNI 7543 - ISO 3864
	52 x 105	<b>2454HS004-GB</b>	1	10
<b>WST-TSW</b>	High temperature zone			
	150	<b>0402HS004-GB</b>	1	5
<b>WST-TSW</b>	Danger of scalding			
	100	<b>0401HS008-GB</b>	2	10
<b>WS-LD</b>	Danger of death			UNI EN ISO 7010 ISO 3864 - UNI 7543
	25	<b>200401</b>	24	240
	50	<b>200402</b>	10	50
	100	<b>200403</b>	2	10
	150	<b>200404</b>	1	10
	200	<b>200405</b>	1	5
	300	<b>200406</b>	1	1
<b>WS-RM</b>	Radiations			UNI EN ISO 7010 ISO 3864 - UNI 7543
	25	<b>201601</b>	24	240
	50	<b>201602</b>	10	50
	100	<b>201603</b>	2	10
	150	<b>201604</b>	1	10
	200	<b>201605</b>	1	5
	300	<b>201606</b>	1	1
<b>WS-MS</b>	Moving stairlift			UNI EN ISO 7010 ISO 3864 - UNI 7543
	25	<b>201701</b>	24	240
	50	<b>201702</b>	10	50
	100	<b>201703</b>	2	10
	150	<b>201704</b>	1	10
	200	<b>201705</b>	1	5
	300	<b>201706</b>	1	1
<b>WS-BH</b>	Biological risk			UNI EN ISO 7010 ISO 3864 - UNI 7543
	25	<b>200701</b>	24	240
	50	<b>200702</b>	10	50
	100	<b>200703</b>	2	10
	150	<b>200704</b>	1	10
	200	<b>200705</b>	1	5
	300	<b>200706</b>	1	1
<b>WS-WR</b>	UV welding-radiations			UNI EN ISO 7010 ISO 3864 - UNI 7543
	50	<b>202002</b>	10	50
	100	<b>202003</b>	2	10
	150	<b>202004</b>	1	10
	200	<b>202005</b>	1	5
	300	<b>202006</b>	1	1

Family	Size mm	Type	Labels per sheet	Quantity
<b>WS-TC</b>	Splinter projection			UNI EN ISO 7010 ISO 3864 - UNI 7543
	50	<b>202102</b>	10	50
	100	<b>202103</b>	2	10
	150	<b>202104</b>	1	10
	200	<b>202105</b>	1	5
	300	<b>202106</b>	1	1
<b>WS-MO</b>	Moving mechanical components			UNI EN ISO 7010 ISO 3864 - UNI 7543
	25	<b>202501</b>	24	240
	50	<b>202502</b>	10	50
	100	<b>202503</b>	2	10
	150	<b>202504</b>	1	10
	200	<b>202505</b>	1	5
	300	<b>202506</b>	1	1
<b>WST-TSW</b>	Moving mechanical parts			
	50	<b>0400M0001-GB</b>	5	25
	100	<b>0401M0001-GB</b>	2	10
<b>WST-TAW</b>	WARNING! Moving mechanical parts			
	50	<b>0600M0001-GB</b>	5	25
<b>WST-LSY</b>	Moving mechanical parts			UNI 7543 - ISO 3864
	52 x 105	<b>2454M0001-GB</b>	1	10
	65 x 131	<b>2455M0001-GB</b>	1	10
<b>WST-LAY</b>	WARNING! Moving mechanical parts			UNI 7543 - ISO 3864
	52 x 105	<b>2654M0001-GB</b>	1	10
	120 x 200	<b>2658M0001-GB</b>	1	3
<b>WST-PDY</b>	DANGER! Moving mechanical parts			UNI 7543 - ISO 3864
	92 x 65	<b>3553M0001-GB</b>	1	10
	105 x 74	<b>3554M0001-GB</b>	1	10
<b>WST-PDY</b>	DANGER! Machine being tested, unprotected mechanical components or devices			UNI 7543 - ISO 3864
	297 x 210	<b>3558M0009-GB</b>	1	2
<b>WS-MM</b>	Moving cutter			UNI EN ISO 7010 ISO 3864 - UNI 7543
	25	<b>202401</b>	24	240
	50	<b>202402</b>	10	50
	100	<b>202403</b>	2	10
	150	<b>202404</b>	1	10
	200	<b>202405</b>	1	5
	300	<b>202406</b>	1	1
<b>WS-RC</b>	Equipment with remote control			UNI EN ISO 7010 ISO 3864 - UNI 7543
	25	<b>201801</b>	24	240
	50	<b>201802</b>	10	50
	100	<b>201803</b>	2	10
	150	<b>201804</b>	1	10
	200	<b>201805</b>	1	5
	300	<b>201806</b>	1	1




# WS










GB English F French D German E Spanish ... other language

other language on request









**PET** **HF** **40°C** **130°C**






**RoHS COMPLIANT 2011/65/EU**

Family	Size mm	Type	Labels per sheet	Quantity
<b>WS-WH</b>	<b>Heated spray</b>		UNI EN ISO 7010 ISO 3864 - UNI 7543	
	25	<b>202201</b>	24	240
	50	<b>202202</b>	10	50
	100	<b>202203</b>	2	10
	150	<b>202204</b>	1	10
	200	<b>202205</b>	1	5
	300	<b>202206</b>	1	1
<b>WS-AS</b>	<b>Automatic start</b>		UNI EN ISO 7010 ISO 3864 - UNI 7543	
	50	<b>202302</b>	10	50
	100	<b>202303</b>	2	10
	150	<b>202304</b>	1	10
	200	<b>202305</b>	1	5
	300	<b>202306</b>	1	1
<b>WST-LSY</b>	Automatic start		UNI 7543 - ISO 3864	
	65 x 131	<b>2455AS001-GB</b>	1	10
<b>WST-TSW</b>	Starts without warning			
	100	<b>0401AS002-GB</b>	2	10
<b>WST-LAY</b>	WARNING! Machine starts automatically		UNI 7543 - ISO 3864	
	120 x 200	<b>2658AS003-GB</b>	1	3
<b>WST-TSW</b>	WARNING!			
	100	<b>0401AS013-GB</b>	2	10
<b>WS-FG</b>	<b>Falling materials</b>		UNI EN ISO 7010 ISO 3864 - UNI 7543	
	50	<b>202602</b>	10	50
	100	<b>202603</b>	2	10
	150	<b>202604</b>	1	10
	200	<b>202605</b>	1	5
	300	<b>202606</b>	1	1
<b>WS-HL</b>	<b>Suspended loads</b>		UNI EN ISO 7010 ISO 3864 - UNI 7543	
	50	<b>202702</b>	10	50
	100	<b>202703</b>	2	10
	150	<b>202704</b>	1	10
	200	<b>202705</b>	1	5
	300	<b>202706</b>	1	1
<b>WST-LSY</b>	Suspended loads		UNI 7543 - ISO 3864	
	120 x 200	<b>2458HL001-GB</b>	1	3
<b>WS-AF</b>	<b>Hole in the ground</b>		UNI EN ISO 7010 ISO 3864 - UNI 7543	
	25	<b>203201</b>	24	240
	50	<b>203202</b>	10	50
	100	<b>203203</b>	2	10
	150	<b>203204</b>	1	10
	200	<b>203205</b>	1	5
	300	<b>203206</b>	1	1

Family	Size mm	Type	Labels per sheet	Quantity
<b>WS-DF</b>	<b>Danger of falling</b>		UNI EN ISO 7010 ISO 3864 - UNI 7543	
	25	<b>203301</b>	24	240
	50	<b>203302</b>	10	50
	100	<b>203303</b>	2	10
	150	<b>203304</b>	1	10
	200	<b>203305</b>	1	5
	300	<b>203306</b>	1	1
<b>WS-DO</b>	<b>Obstacles on ground</b>		UNI EN ISO 7010 ISO 3864 - UNI 7543	
	25	<b>203401</b>	24	240
	50	<b>203402</b>	10	50
	100	<b>203403</b>	2	10
	150	<b>203404</b>	1	10
	200	<b>203405</b>	1	5
	300	<b>203406</b>	1	1
<b>WS-SD</b>	<b>Slippery surface</b>		UNI EN ISO 7010 ISO 3864 - UNI 7543	
	25	<b>203501</b>	24	240
	50	<b>203502</b>	10	50
	100	<b>203503</b>	2	10
	150	<b>203504</b>	1	10
	200	<b>203505</b>	1	5
	300	<b>203506</b>	1	1
<b>WS-CH</b>	<b>Danger to hands</b>		UNI EN ISO 7010 ISO 3864 - UNI 7543	
	12,5	<b>202800</b>	64	320
		<b>202800-BULK</b>	323	1.615
	25	<b>202801</b>	24	240
		<b>202801-BULK</b>	120	1.200
	50	<b>202802</b>	10	50
		<b>202802-BULK</b>	30	900
	100	<b>202803</b>	2	10
		<b>202803-BULK</b>	6	450
	150	<b>202804</b>	1	10
	200	<b>202805</b>	1	5
	300	<b>202806</b>	1	1
	<b>WST-LSY</b>	Danger to hands		UNI 7543 - ISO 3864
	65 x 131	<b>2455CH001-GB</b>	1	10
<b>WST-TSW</b>	Danger to hands			
	50	<b>0400CH001-GB</b>	5	25
	100	<b>0401CH001-GB</b>	2	10
	150	<b>0402CH001-GB</b>	1	5
<b>WST-PAY</b>	WARNING! Danger to hands		UNI 7543 - ISO 3864	
	297 x 210	<b>3658CH001-GB</b>	1	2
<b>WST-TSW</b>	Danger of crushing			
	50	<b>0400CH003-GB</b>	5	25
	100	<b>0401CH003-GB</b>	2	10
<b>WS-MB</b>	<b>Danger of crushing</b>			
	50	<b>202902</b>	10	50
	100	<b>202903</b>	2	10
	150	<b>202904</b>	1	10
	200	<b>202905</b>	1	5
	300	<b>202906</b>	1	1



Family	Size mm	Type	Labels per sheet	Quantity
WST-LSY	Danger of crushing			UNI 7543 - ISO 3864
	65 x 131	2455MB001-GB	1	10
WS-PA	Vehicles crossing			UNI EN ISO 7010 ISO 3864 - UNI 7543
	25	203601	24	240
	50	203602	10	50
	100	203603	2	10
	150	203604	1	10
	200	203605	1	5
	300	203606	1	1
WS-VR	Mining car			UNI EN ISO 7010 ISO 3864 - UNI 7543
	25	203701	24	240
	50	203702	10	50
	100	203703	2	10
	150	203704	1	10
	200	203705	1	5
	300	203706	1	1
WS-MC	Lift trucks			UNI EN ISO 7010 ISO 3864 - UNI 7543
	50	203102	10	50
	100	203103	2	10
	150	203104	1	10
	200	203105	1	5
	300	203106	1	1
WS-MT	Danger of tipping			UNI EN ISO 7010 ISO 3864 - UNI 7543
	50	203002	10	50
	100	203003	2	10
	150	203004	1	10
	200	203005	1	5
	300	203006	1	1
WS-DD	Danger of death			UNI EN ISO 7010 ISO 3864 - UNI 7543
	50	204702	10	50
	100	204703	2	10
	150	204704	1	10
	200	204705	1	5
	300	204706	1	1
WS-OL	Optical light			UNI EN ISO 7010 ISO 3864 - UNI 7543
	50	204902	10	50
	100	204903	2	10
	150	204904	1	10
	200	204905	1	5
	300	204906	1	1
WS-ST	Steam			UNI EN ISO 7010 ISO 3864 - UNI 7543
	25	204801	24	240
	50	204802	10	50
	100	204803	2	10
	150	204804	1	10
	200	204805	1	5
	300	204806	1	1

Family	Size mm	Type	Labels per sheet	Quantity
WS-BS	Boiling substance			UNI EN ISO 7010 ISO 3864 - UNI 7543
	50	205002	10	50
	100	205003	2	10
	150	205004	1	10
	200	205005	1	5
	300	205006	1	1
WS-HK	Lifting hook			UNI EN ISO 7010 ISO 3864 - UNI 7543
	50	204602	10	50
	100	204603	2	10
	150	204604	1	10
	200	204605	1	5
WS-PR	Automatic carrier			UNI EN ISO 7010 ISO 3864 - UNI 7543
	50	205102	10	50
	100	205103	2	10
	150	205104	1	10
	200	205105	1	5
	300	205106	1	1
WS-LF	Lifting forks			UNI EN ISO 7010 ISO 3864 - UNI 7543
	50	204502	10	50
	100	204503	2	10
	150	204504	1	10
	200	204505	1	5
	300	204506	1	1
WS-WD	Watchdog			UNI EN ISO 7010 ISO 3864 - UNI 7543
	100	205203	2	10
	150	205204	2	10
	200	205205	1	5
	300	205206	1	1
	WS-LR	Laser		
	25	203801	24	240
	50	203802	10	50
	100	203803	2	10
	150	203804	1	10
	200	203805	1	5
	300	203806	1	1
WS-LB	Laser			UNI EN ISO 7010 ISO 3864 - UNI 7543
	12,5	203900	64	320
		203900-BULK	323	1.615
	25	203901	24	240
		203901-BULK	120	1.200
	50	203902	10	50
		203902-BULK	30	900
	100	203903	2	10
		203903-BULK	6	450



WS

GB English F French D German E Spanish ... other language

other language on request












Family	Size mm	Type	Labels per sheet	Quantity
WS-HTP	<b>Electrical hazard</b>			
	37 x 18	204000	7	35
		204000-BULK	60	1.080
	52 x 26	204001	5	25
		204001-BULK	27	810
	74 x 37	204002	3	15
		204002-BULK	12	1.020
	105 x 52	204003	1	10
		204003-BULK	6	300
	148 x 74	204004	1	5
	200 x 120	204005	1	3
230 V				
	52 x 26	204101HT012	5	25
		204101HT012-BULK	27	810
	74 x 37	204102HT012	3	15
		204102HT012-BULK	12	1.020
	105 x 52	204103HT012	1	10
		204103HT012-BULK	6	300
400 V				
	52 x 26	204101HT015	5	25
		204101HT015-BULK	27	810
	74 x 37	204102HT015	3	15
		204102HT015-BULK	12	1.020
	105 x 52	204103HT015	1	10
		204103HT015-BULK	6	300
400 V AC				
	52 x 26	204101HT075	5	25
415 V				
	52 x 26	204101HT085	5	25

Family	Size mm	Type	Labels per sheet	Quantity	
WS-ESD	<b>Static electricity</b>			UNI EN ISO 7010 ISO 3864 - UNI 7543	
	12,5	200000	64	320	
		200000-BULK	323	1.615	
	25	200001	24	240	
		200001-BULK	120	1.200	
	50	200002	10	50	
		200002-BULK	30	900	
	100	200003	2	10	
		200003-BULK	6	300	
	WST-ESDT	WARNING! Static electricity. Take appropriate precautions			
		26 x 52	3601ES001-GB	3	15
WST-ESDT	WARNING!				
	37 x 74	3600ES002-GB	5	25	
WSE	<b>Emergency - STOP</b>				
	60	204500	1	10	
	80	204501	1	10	
	60	204500-GB	1	10	
	80	204501-GB	1	10	
	60	204500-D	1	10	
	60	204500-F	1	10	
	80	204501-F	1	10	
	60	204500-E	1	10	
	80	204501-E	1	10	
	60	204500-P	1	10	
	rigid PVC, no adhesive				
	60	204500VR	1	10	
	80	204501VR	1	10	
	60	204500VR-GB	1	10	
	80	204501VR-GB	1	10	
60	204500VR-D	1	10		
60	204500VR-E	1	10		

LABELS

WS



Family	Size mm	Type	Labels per sheet	Quantity
WS-PV	<b>Solar power</b>			
WST-PSY	PV ARREY MODULE DANGER contains live parts during daylight			
	80 x 50	<b>3460PV009-GB</b>		90
WST-PSY	PV ARREY DC JUNCTION BOX DANGER contains live parts during daylight			
	80 x 50	<b>3460PV010-GB</b>		90
WST-PSY	PV SYSTEM Main AC isolator			
	80 x 50	<b>3460PV011-GB</b>		90
WST-PSY	PV ARREY DC ISOLATOR DANGER contains live parts during daylight			
	80 x 50	<b>3460PV012-GB</b>		90
WST-PSY	PV ARREY CABLE DANGER High Voltage DC live during daylight			
	80 x 50	<b>3460PV013-GB</b>		90
WST-LAY	WARNING! Live photovoltaic system during daytime 400 V DC			UNI 7543 - ISO 3864
	18 x 37	<b>2652HT123-GB</b>	7	35
WST-LAY	WARNING! Live photovoltaic system during daytime 600 V DC			UNI 7543 - ISO 3864
	18 x 37	<b>2652HT124-GB</b>	7	35
WST-LAY	WARNING! Live photovoltaic system during daytime 800 V DC			UNI 7543 - ISO 3864
	18 x 37	<b>2652HT125-GB</b>	7	35
	WARNING! Live photovoltaic system during daytime 1,000 V DC			UNI 7543 - ISO 3864
	18 x 37	<b>2652HT126-GB</b>	7	35

PS

Prohibition symbols

PVC film, on sheet

Consist of PS symbols supplemented by information in text form PST, or text only signs which can be used in combination with symbol only signs. Available in different graphic modes and formats, for marking equipment, machinery and installations in a detailed and efficient way.

**Material:** Polyester film over-laminated with transparent film resistant to UV, thickness approximately 0,1 mm. Resistant to Water, Oil, Grease, Alcohol, Detergent, Alkaline Substances and Atmospheric Agents. Low flammability, self extinguishing. Recommended for application to equipment for internal or external use, but not directly exposed to atmospheric agents. If exposed to atmospheric agents, the life of the label may be limited to five years.

**Application temperature range:** -40°C to +130°C



PET HF 40°C 130°C

RoHS COMPLIANT 2011/65/EU

Family	Size mm	Type	Labels per sheet	Quantity
PS-NS	<b>No smoking</b>			UNI EN ISO 7010 ISO 3864 - UNI 7543
	25	210000	15	150
	50	210001	3	30
	60	210002	3	30
	100	210003	2	10
	200	210004	1	5
PST-LSR	No smoking			ISO 3864 - UNI 7543
	150 x 300	4207NS001-GB	1	3
PST-PSW	No smoking			ISO 3864 - UNI 7543
	297 x 210	4307NS001-GB	1	2
PS-FL	<b>Do not use open flames</b>			UNI EN ISO 7010 ISO 3864 - UNI 7543
	25	210100	15	150
	50	210101	3	30
	60	210102	3	30
	100	210103	2	10
	200	210104	1	5
PST-LSR	Do not use open flames			
	150 x 300	4207FL001-GB	1	3

Family	Size mm	Type	Labels per sheet	Quantity
PS-SW	<b>Do not use water to extinguish fires</b>			UNI EN ISO 7010 ISO 3864 - UNI 7543
	25	210200	15	150
		210200-BULK	63	1.260
	50	210201	3	30
		210201-BULK	15	750
	60	210202	3	30
	100	210203	2	10
		210203-BULK	4	500
	200	210204	1	5
	300	210205	1	1
PST-LSR	No water to be used for extinguishing fires			ISO 3864 - UNI 7543
	32 x 65	4200SW001-GB	4	20
	37 x 74	4201SW001-GB	3	15
	52 x 105	4202SW001-GB	1	10
	65 x 131	4203SW001-GB	1	10
	74 x 148	4204SW001-GB	1	5
PST-PSW	No water to be used for extinguishing fires			ISO 3864 - UNI 7543
	105 x 74	4303SW001-GB	1	10
	210 x 148	4306SW001-GB	1	3
PST-LSR	Do not use water to extinguish fires			
	52 x 105	4202SW002-GB	1	10
PST-PSW	Do not use water here			ISO 3864 - UNI 7543
	297 x 210	4307SW004-GB	1	2
PST-LSR	Do not use water to extinguish fires			
	65 x 131	4203SW005-GB	1	10



Family	Size mm	Type	Labels per sheet	Quantity
<b>PS-TP</b>	<b>No photographs</b>			UNI EN ISO 7010 ISO 3864 - UNI 7543
	25	<b>212600</b>	15	150
	50	<b>212601</b>	3	30
	60	<b>212602</b>	3	30
	100	<b>212603</b>	2	10
	200	<b>212604</b>	1	5
	300	<b>212605</b>	1	1
<b>PS-DW</b>	<b>No drinking, no drinking water</b>			UNI EN ISO 7010 ISO 3864 - UNI 7543
	25	<b>210300</b>	15	150
	50	<b>210301</b>	3	30
	60	<b>210302</b>	3	30
	100	<b>210303</b>	2	10
	200	<b>210304</b>	1	5
	300	<b>210305</b>	1	1
<b>PS-SK</b>	<b>No water jets</b>			UNI EN ISO 7010 ISO 3864 - UNI 7543
	25	<b>210400</b>	15	150
	50	<b>210401</b>	3	30
	60	<b>210402</b>	3	30
	100	<b>210403</b>	2	10
	200	<b>210404</b>	1	5
	300	<b>210405</b>	1	1
<b>PST-PSW</b>	Do not wash machines with water jets			ISO 3864 - UNI 7543
	92 x 65	<b>4302SK007-GB</b>	1	10
<b>PS-DC</b>	<b>Do not turn the switch</b>			UNI EN ISO 7010 ISO 3864 - UNI 7543
	25	<b>211500</b>	15	150
	50	<b>211501</b>	3	30
	60	<b>211502</b>	3	30
	100	<b>211503</b>	2	10
	200	<b>211504</b>	1	5
	300	<b>211505</b>	1	1
<b>PST-LSR</b>	Do not operate the switch			
	65 x 131	<b>4203DC001-GB</b>	1	10
<b>PS-NP</b>	<b>No entry</b>			UNI EN ISO 7010 ISO 3864 - UNI 7543
	25	<b>210500</b>	15	150
	50	<b>210501</b>	3	30
	60	<b>211502</b>	3	30
	100	<b>210503</b>	2	10
	200	<b>211504</b>	1	5
	300	<b>211505</b>	1	1
<b>PST-PSW</b>	Access prohibited			ISO 3864 - UNI 7543
	74 x 52	<b>4301NP003-GB</b>	2	10
	148 x 105	<b>4304NP003-GB</b>	1	5

Family	Size mm	Type	Labels per sheet	Quantity
<b>PST-LSR</b>	Access for personnel only			
	150 x 300	<b>4207NP004-GB</b>	1	3
<b>PST-LSR</b>	No access to unauthorised personnel			ISO 3864 - UNI 7543
	52 x 105	<b>4202NP005-GB</b>	1	10
	74 x 148	<b>4204NP005-GB</b>	1	5
<b>PST-PSW</b>	No access to unauthorised personnel			ISO 3864 - UNI 7543
	297 x 210	<b>4307NP005-GB</b>	1	2
<b>PST-PSW</b>	No access to unauthorised persons			ISO 3864 - UNI 7543
	105 x 74	<b>4303NP006-GB</b>	1	10
<b>PST-LSR</b>	No access to non-company personnel			ISO 3864 - UNI 7543
	74 x 148	<b>4204NP007-GB</b>	1	5
<b>PS-PP</b>	<b>No pedestrian traffic</b>			UNI EN ISO 7010 ISO 3864 - UNI 7543
	25	<b>210600</b>	15	150
	50	<b>210601</b>	3	30
	60	<b>210602</b>	3	30
	100	<b>210603</b>	2	10
	200	<b>210604</b>	1	5
	300	<b>210605</b>	1	1
<b>PST-LSR</b>	Pedestrians not allowed on this route			ISO 3864 - UNI 7543
	105 x 210	<b>4205PP005-GB</b>	1	3
<b>PS-AA</b>	<b>No access for animals</b>			UNI EN ISO 7010 ISO 3864 - UNI 7543
	25	<b>210700</b>	15	150
	50	<b>210701</b>	3	30
	60	<b>210702</b>	3	30
	100	<b>210703</b>	2	10
	200	<b>210704</b>	1	5
	300	<b>210705</b>	1	1
<b>PS-PC</b>	<b>No access for lift trucks</b>			UNI EN ISO 7010 ISO 3864 - UNI 7543
	25	<b>210800</b>	15	150
	50	<b>210801</b>	3	30
	60	<b>210802</b>	3	30
	100	<b>210803</b>	2	10
	200	<b>210804</b>	1	5
	300	<b>210805</b>	1	1
<b>PS-NM</b>	<b>Do not carry out any operations</b>			
	25	<b>211400</b>	15	150
	50	<b>211401</b>	3	30
	60	<b>211402</b>	3	30
	100	<b>211403</b>	2	10
	200	<b>211404</b>	1	5
	300	<b>211405</b>	1	1

# PS

GB English F French D German E Spanish ... other language

other language on request



Family	Size mm	Type	Labels per sheet	Quantity
<b>PST-LSR</b>	Do not carry out any operations			
	65 x 131	<b>4203NM001-GB</b>	1	10
	120 x 200	<b>4206NM001-GB</b>	1	3
<b>PS-AP</b>	<b>General prohibition</b> <small>UNI EN ISO 7010 ISO 3864 - UNI 7543</small>			
	25	<b>212700</b>	15	150
	50	<b>212701</b>	3	30
	60	<b>212702</b>	3	30
	100	<b>212703</b>	2	10
	200	<b>212704</b>	1	5
	300	<b>212705</b>	1	1
<i>Always use in combination with other symbol or text</i>				
<b>PS-MF</b>	<b>Mobile radios prohibited</b> <small>UNI EN ISO 7010 ISO 3864 - UNI 7543</small>			
	25	<b>211600</b>	15	150
	50	<b>211601</b>	3	30
	60	<b>211602</b>	3	30
	100	<b>211603</b>	2	10
	200	<b>211604</b>	1	5
	300	<b>211605</b>	1	1
<b>PS-CP</b>	<b>Mobile phones prohibited</b> <small>UNI EN ISO 7010 ISO 3864 - UNI 7543</small>			
	25	<b>211700</b>	15	150
	50	<b>211701</b>	3	30
	60	<b>211702</b>	3	30
	100	<b>211703</b>	2	10
	200	<b>211704</b>	1	5
	300	<b>211705</b>	1	1
<b>PS-PM</b>	<b>No access to cardiac pacemakers</b> <small>UNI EN ISO 7010 ISO 3864 - UNI 7543</small>			
	25	<b>212100</b>	15	150
	50	<b>212101</b>	3	30
	60	<b>212102</b>	3	30
	100	<b>212103</b>	2	10
	200	<b>212104</b>	1	5
	300	<b>212105</b>	1	1
<b>PST-PSW</b>	<b>No access for persons with cardiac stimulators</b> <small>ISO 3864 - UNI 7543</small>			
	297 x 210	<b>4307PM001-GB</b>	1	2
<b>PS-MC</b>	<b>Do not bring magnetic cards in here</b> <small>UNI EN ISO 7010 ISO 3864 - UNI 7543</small>			
	25	<b>211800</b>	15	150
	50	<b>211801</b>	3	30
	60	<b>211802</b>	3	30
	100	<b>211803</b>	2	10
	200	<b>211804</b>	1	5
	300	<b>211805</b>	1	1
<b>PS-MT</b>	<b>Do not bring watches or metal objects in here</b> <small>UNI EN ISO 7010 ISO 3864 - UNI 7543</small>			
	25	<b>211900</b>	15	150
	50	<b>211901</b>	3	30
	60	<b>211902</b>	3	30
	100	<b>211903</b>	2	10
	200	<b>211904</b>	1	5
	300	<b>211905</b>	1	1

Family	Size mm	Type	Labels per sheet	Quantity
<b>PS-MP</b>	<b>No access for persons with metal prostheses</b> <small>UNI EN ISO 7010 ISO 3864 - UNI 7543</small>			
	25	<b>212000</b>	15	150
	50	<b>212001</b>	3	30
	60	<b>212002</b>	3	30
	100	<b>212003</b>	2	10
	200	<b>212004</b>	1	5
	300	<b>212005</b>	1	1
<b>PS-RP</b>	<b>Do not remove guards</b> <small>UNI EN ISO 7010 ISO 3864 - UNI 7543</small>			
	25	<b>212400</b>	15	150
	50	<b>212401</b>	3	30
	60	<b>212402</b>	3	30
	100	<b>212403</b>	2	10
	200	<b>212404</b>	1	5
	300	<b>212405</b>	1	1
<b>PST-LSR</b>	Do not remove guards			
	52 x 105	<b>4202RP001-GB</b>	1	10
<b>PST-PSW</b>	Do not remove guards <small>ISO 3864 - UNI 7543</small>			
	92 x 65	<b>4302RP001-GB</b>	1	10
<b>PST-LSR</b>	Do not remove the protection and safety devices			
	37 x 74	<b>4201RP003-GB</b>	3	15
<b>PST-PSW</b>	Do not remove the protection and safety devices <small>ISO 3864 - UNI 7543</small>			
	74 x 52	<b>4301RP003-GB</b>	2	10
	92 x 65	<b>4302RP003-GB</b>	1	10
	105 x 74	<b>4303RP003-GB</b>	1	10
	148 x 105	<b>4304RP003-GB</b>	1	5
<b>PS-HC</b>	<b>Do not stand under the forks</b> <small>ISO 3864 - UNI 7543</small>			
	25	<b>210900</b>	15	150
	50	<b>210901</b>	3	30
	60	<b>210902</b>	3	30
	100	<b>210903</b>	2	10
	200	<b>210904</b>	1	5
	300	<b>210905</b>	1	1
<b>PS-UC</b>	<b>No climbing on the forks</b> <small>UNI EN ISO 7010 ISO 3864 - UNI 7543</small>			
	25	<b>211000</b>	15	150
	50	<b>211001</b>	3	30
	60	<b>211002</b>	3	30
	100	<b>211003</b>	2	10
	200	<b>211004</b>	1	5
	300	<b>211005</b>	1	1
<b>PS-SM</b>	<b>No materials to be deposited</b> <small>UNI EN ISO 7010 ISO 3864 - UNI 7543</small>			
	25	<b>211100</b>	15	150
	50	<b>211101</b>	3	30
	60	<b>211102</b>	3	30
	100	<b>211103</b>	2	10
	200	<b>211104</b>	1	5
	300	<b>211105</b>	1	1





Family	Size mm	Type	Labels per sheet	Quantity
<b>PS-UG</b>	<b>Use of gloves prohibited</b>		UNI EN ISO 7010 ISO 3864 - UNI 7543	
	25	<b>212800</b>	15	150
	50	<b>212801</b>	3	30
	60	<b>212802</b>	3	30
	100	<b>212803</b>	2	10
	200	<b>212804</b>	1	5
	300	<b>212805</b>	1	1
<b>PS-NL</b>	<b>Do not lubricate moving parts</b>		UNI EN ISO 7010 ISO 3864 - UNI 7543	
	25	<b>212500</b>	15	150
	50	<b>212501</b>	3	30
	60	<b>212502</b>	3	30
	100	<b>212503</b>	2	10
	200	<b>212504</b>	1	5
	300	<b>212505</b>	1	1
<b>PST-PSW</b>	Do not lubricate moving parts		ISO 3864 - UNI 7543	
	92 x 65	<b>4302NL001-GB</b>	1	10
	148 x 105	<b>4304NL001-GB</b>	1	5
<b>PST-PSW</b>	No operations permitted on moving parts		ISO 3864 - UNI 7543	
	92 x 65	<b>4302NL003-GB</b>	1	10
	105 x 74	<b>4303NL003-GB</b>	1	10
	148 x 105	<b>4304NL003-GB</b>	1	5
<b>PST-PSW</b>	Do not lubricate and clean while in motion		ISO 3864 - UNI 7543	
	74 x 52	<b>4301NL006-GB</b>	2	10
<b>PST-PSW</b>	Do not repair or adjust while in motion		ISO 3864 - UNI 7543	
	74 x 52	<b>4301NL007-GB</b>	2	10
<b>PS-SC</b>	<b>Do not spray CFCs</b>		UNI EN ISO 7010 ISO 3864 - UNI 7543	
	25	<b>213000</b>	15	150
	50	<b>213001</b>	3	30
	60	<b>213002</b>	3	30
	100	<b>213003</b>	2	10
	200	<b>213004</b>	1	5
	300	<b>213005</b>	1	1
<b>PS-LK</b>	<b>Use of padlocks prohibited</b>		UNI EN ISO 7010 ISO 3864 - UNI 7543	
	25	<b>213100</b>	15	150
	50	<b>213101</b>	3	30
	60	<b>213102</b>	3	30
	100	<b>213103</b>	2	10
	200	<b>213104</b>	1	5
	300	<b>213105</b>	1	1
<b>PS-HF</b>	<b>Hair is not to be worn loose</b>		UNI EN ISO 7010 ISO 3864 - UNI 7543	
	25	<b>213200</b>	15	150
	50	<b>213201</b>	3	30
	60	<b>213202</b>	3	30
	100	<b>213203</b>	2	10
	200	<b>213204</b>	1	5
	300	<b>213205</b>	1	1

Family	Size mm	Type	Labels per sheet	Quantity
<b>PS-PE</b>	<b>No riding on the goods lift</b>		UNI EN ISO 7010 ISO 3864 - UNI 7543	
	25	<b>212200</b>	15	150
	50	<b>212201</b>	3	30
	60	<b>212202</b>	3	30
	100	<b>212203</b>	2	10
	200	<b>212204</b>	1	5
	300	<b>212205</b>	1	1
<b>PS-PH</b>	<b>Goods lift not to be used for carrying persons</b>		UNI EN ISO 7010 ISO 3864 - UNI 7543	
	25	<b>212300</b>	15	150
	50	<b>212301</b>	3	30
	60	<b>212302</b>	3	30
	100	<b>212303</b>	2	10
	200	<b>212304</b>	1	5
	300	<b>212305</b>	1	1
<b>PS-ED</b>	<b>No camping</b>		UNI EN ISO 7010 ISO 3864 - UNI 7543	
	25	<b>212900</b>	15	150
	50	<b>212901</b>	3	30
	60	<b>212902</b>	3	30
	100	<b>212903</b>	2	10
	200	<b>212904</b>	1	5
	300	<b>212905</b>	1	1
<b>PS-MS</b>	<b>Do not approach magnetic fields</b>		UNI EN ISO 7010 ISO 3864 - UNI 7543	
	25	<b>213300</b>	15	150
	50	<b>213301</b>	3	30
	60	<b>213302</b>	3	30
	100	<b>213303</b>	2	10
	200	<b>213304</b>	1	5
	300	<b>213305</b>	1	1
<b>PS-OD</b>	<b>Do not touch</b>		UNI EN ISO 7010 ISO 3864 - UNI 7543	
	25	<b>211200</b>	15	150
	50	<b>211201</b>	3	30
	60	<b>211202</b>	3	30
	100	<b>211203</b>	2	10
	200	<b>211204</b>	1	5
	300	<b>211205</b>	1	1
<b>PST-PSW</b>	Do not touch		ISO 3864 - UNI 7543	
	74 x 52	<b>43010D001-GB</b>	2	10
	105 x 74	<b>43030D001-GB</b>	1	10
	297 x 210	<b>43070D001-GB</b>	1	2
<b>PST-LSR</b>	Do not open			
	52x105	<b>42020D002-GB</b>	1	10
<b>PST-LSR</b>	Do not open. Panel to be opened by authorised persons only			
	52 x 105	<b>42020D007-GB</b>	1	10
	74 x 148	<b>42040D007-GB</b>	1	5

PS

GB English F French D German E Spanish ... other language

other language on request

PET HF 40°C 130°C



Family	Size mm	Type	Labels per sheet	Quantity
<b>PST-LSR</b>	Do not open. Panel to be opened by electricians only			
	37 x 74	<b>42010D008-GB</b>	3	15
	52 x 105	<b>42020D008-GB</b>	1	10
	74 x 148	<b>42040D008-GB</b>	1	5
<b>PST-PSW</b>	Do not open. Panel to be opened by electricians only <small>ISO 3864 - UNI 7543</small>			
	74 x 52	<b>43010D008-GB</b>	2	10
	105 x 74	<b>43030D008-GB</b>	1	10
<b>PST-LSR</b>	Unauthorised opening forbidden			
	65 x 131	<b>42030D009-GB</b>	1	10
<b>PS-TA</b>	<b>Do not open</b> <small>UNI EN ISO 7010 ISO 3864 - UNI 7543</small>			
	25	<b>211300</b>	15	150
		<b>211300-BULK</b>	63	1.260
	50	<b>211301</b>	3	30
		<b>211301-BULK</b>	15	750
	60	<b>211302</b>	3	30
	100	<b>211303</b>	2	10
		<b>211303-BULK</b>	4	500
	200	<b>211304</b>	1	5
300	<b>211305</b>	1	1	
<b>PST-LSR</b>	Do not open			
	52 x 105	<b>4202TA001-GB</b>	1	10
<b>PST-LSR</b>	Do not open live equipment			
	52 x 105	<b>4202TA003-GB</b>	1	10
<b>PST-LSR</b>	Do not open. Panel to be opened by authorised persons only			
	37 x 74	<b>4201TA006-GB</b>	3	15
	52 x 105	<b>4202TA006-GB</b>	1	10
	65 x 131	<b>4203TA006-GB</b>	1	10
<b>PST-PSW</b>	Do not open. Panel to be opened by authorised persons only <small>ISO 3864 - UNI 7543</small>			
	92 x 65	<b>4302TA006-GB</b>	1	10
<b>PST-LSR</b>	Do not open. Panel to be opened by electricians only			
	52 x 105	<b>4202TA007-GB</b>	1	10
	105 x 210	<b>4205TA007-GB</b>	1	3
<b>PST-PSW</b>	Do not open. Panel to be opened by electricians only <small>ISO 3864 - UNI 7543</small>			
	92 x 65	<b>4302TA007-GB</b>	1	10
<b>PS-RS</b>	<b>Use of roller skates prohibited</b> <small>UNI EN ISO 7010 ISO 3864 - UNI 7543</small>			
	25	<b>213500</b>	15	150
	50	<b>213501</b>	3	30
	60	<b>213502</b>	3	30
	100	<b>213503</b>	2	10
	200	<b>213504</b>	1	5
	300	<b>213505</b>	1	1

Family	Size mm	Type	Labels per sheet	Quantity
<b>PS-MH</b>	<b>Do not stand under the moving arm</b>			<small>UNI EN ISO 7010 ISO 3864 - UNI 7543</small>
	25	<b>213400</b>	15	150
	50	<b>213401</b>	3	30
	60	<b>213402</b>	3	30
	100	<b>213403</b>	2	10
	200	<b>213404</b>	1	5
	300	<b>213405</b>	1	1
<b>PS-AG</b>	<b>No leaning against</b>			
<b>PST-LSR</b>	No leaning against			
	65 x 131	<b>4203AG001-GB</b>	1	10
<b>PS-SS</b>	<b>No stepping on surface</b>			
<b>PST-LSR</b>	No stepping on surface			
	65 x 131	<b>4203SS001-GB</b>	1	10
<b>PS-NF</b>	<b>No pushing</b>			
<b>PST-LSR</b>	No pushing			
	65 x 131	<b>4203NF001-GB</b>	1	10

## Mandatory signs

Polyester film, Halogen free, on sheet






Consist of MS symbols supplemented by information in text form MST, or text only signs which can be used in combination with symbol only signs. Available in different graphic modes and formats, for marking equipment, machinery and installations in a detailed and efficient way.








**Material:** Polyester film over-laminated with transparent film resistant to UV, thickness approximately 0,1 mm. Resistant to Water, Oil, Grease, Alcohol, Detergent, Alkaline Substances and Atmospheric Agents. Low flammability, self extinguishing. Recommended for application to equipment for internal or external use, but not directly exposed to atmospheric agents, the life of the label may be limited to five years.

**Application temperature range:** -40°C to +130°C



















Family	Size mm	Type	Labels per sheet	Quantity
MS-WG	Protective goggles must be worn			UNI EN ISO 7010 ISO 3864 - UNI 7543
	25	220000	15	150
	50	220001	3	30
	60	220002	3	30
	100	220003	2	10
	200	220004	1	5
	300	220005	1	1
MS-WH	Protective helmets are required			UNI EN ISO 7010 ISO 3864 - UNI 7543
	25	220100	15	150
	50	220101	3	30
	60	220102	3	30
	100	220103	2	10
	200	220104	1	5
	300	220105	1	1
MS-WD	Protective earmuffs are required			UNI EN ISO 7010 ISO 3864 - UNI 7543
	25	220200	15	150
	50	220201	3	30
	60	220202	3	30
	100	220203	2	10
	200	220204	1	5
	300	220205	1	1
MST-PSW	Protect your hearing			ISO 3864 - UNI 7543
	148X105	6304WD002-GB	1	5
MS-WO	Full body protection required			UNI EN ISO 7010 ISO 3864 - UNI 7543
	25	220700	15	150
	50	220701	3	30
	60	220702	3	30
	100	220703	2	10
	200	220704	1	5
	300	220705	1	1

Family	Size mm	Type	Labels per sheet	Quantity
MS-GM	Gas masks required			UNI EN ISO 7010 ISO 3864 - UNI 7543
	25	220300	15	150
	50	220301	3	30
	60	220302	3	30
	100	220303	2	10
	200	220304	1	5
	300	220305	1	1
MS-MM	Protective mask required			UNI EN ISO 7010 ISO 3864 - UNI 7543
	25	220400	15	150
	50	220401	3	30
	60	220402	3	30
	100	220403	2	10
	200	220404	1	5
	300	220405	1	1
MS-WC	Hats must be worn			UNI EN ISO 7010 ISO 3864 - UNI 7543
	25	220500	15	150
	50	220501	3	30
	60	220502	3	30
	100	220503	2	10
	200	220504	1	5
	300	220505	1	1
MS-CG	Wear protective gloves			UNI EN ISO 7010 ISO 3864 - UNI 7543
	25	220900	15	150
	50	220901	3	30
	60	220902	3	30
	100	220903	2	10
	200	220904	1	5
	300	220905	1	1
MST-PSW	Wear protective gloves			ISO 3864 - UNI 7543
	148 x 105	6304CG001-GB	1	5

other language on request



Family	Size mm	Type	Labels per sheet	Quantity
<b>MST-PSW</b>	Safety gloves required			ISO 3864 - UNI 7543
	105 x 74	<b>6303CG005-GB</b>	1	10
<b>MS-HP</b>	Hair must be tied back			UNI EN ISO 7010 ISO 3864 - UNI 7543
	25	<b>220600</b>	15	150
	50	<b>220601</b>	3	30
	60	<b>220602</b>	3	30
	100	<b>220603</b>	2	10
	200	<b>220604</b>	1	5
	300	<b>220605</b>	1	1
<b>MS-WA</b>	Apron must be worn			UNI EN ISO 7010 ISO 3864 - UNI 7543
	25	<b>220800</b>	15	150
	50	<b>220801</b>	3	30
	60	<b>220802</b>	3	30
	100	<b>220803</b>	2	10
	200	<b>220804</b>	1	5
300	<b>220805</b>	1	1	
<b>MS-HD</b>	Protect head and hearing			UNI EN ISO 7010 ISO 3864 - UNI 7543
	25	<b>221200</b>	15	150
	50	<b>221201</b>	3	30
	60	<b>221202</b>	3	30
	100	<b>221203</b>	2	10
	200	<b>221204</b>	1	5
300	<b>221205</b>	1	1	
<b>MS-GD</b>	Protect eyes and hearing			UNI EN ISO 7010 ISO 3864 - UNI 7543
	25	<b>221300</b>	15	150
	50	<b>221301</b>	3	30
	60	<b>221302</b>	3	30
	100	<b>221303</b>	2	10
	200	<b>221304</b>	1	5
300	<b>221305</b>	1	1	
<b>MST-LSB</b>	Protect eyes and hearing			ISO 3864 - UNI 7543
	120 x 200	<b>6206GD001-GB</b>	1	3
<b>MS-LG</b>	Wear gloves with wrist protection			UNI EN ISO 7010 ISO 3864 - UNI 7543
	25	<b>221000</b>	15	150
	50	<b>221001</b>	3	30
	60	<b>221002</b>	3	30
	100	<b>221003</b>	2	10
	200	<b>221004</b>	1	5
	300	<b>221005</b>	1	1
<b>MS-WB</b>	Wear protective footwear			UNI EN ISO 7010 ISO 3864 - UNI 7543
	25	<b>221100</b>	15	150
	50	<b>221101</b>	3	30
	60	<b>221102</b>	3	30
	100	<b>221103</b>	2	10
	200	<b>221104</b>	1	5
	300	<b>221105</b>	1	1

Family	Size mm	Type	Labels per sheet	Quantity
<b>MST-PSW</b>	Wear protective footwear			ISO 3864 - UNI 7543
	148 x 105	<b>6304WB001-GB</b>	1	5
<b>MS-WM</b>	Wear facial protection			UNI EN ISO 7010 ISO 3864 - UNI 7543
	25	<b>221700</b>	15	150
	50	<b>221701</b>	3	30
	60	<b>221702</b>	3	30
	100	<b>221703</b>	2	10
	200	<b>221704</b>	1	5
	300	<b>221705</b>	1	1
<b>MST-PSW</b>	Wear face shield			ISO 3864 - UNI 7543
	105 x 74	<b>6303WM001-GB</b>	1	10
<b>MS-DS</b>	Wear footwear with conductive soles			UNI EN ISO 7010 ISO 3864 - UNI 7543
	25	<b>222200</b>	15	150
	50	<b>222201</b>	3	30
	60	<b>222202</b>	3	30
	100	<b>222203</b>	2	10
	200	<b>222204</b>	1	5
	300	<b>222205</b>	1	1
<b>MS-MH</b>	Wear helmet and face shield			UNI EN ISO 7010 ISO 3864 - UNI 7543
	25	<b>221800</b>	15	150
	50	<b>221801</b>	3	30
	60	<b>221802</b>	3	30
	100	<b>221803</b>	2	10
	200	<b>221804</b>	1	5
	300	<b>221805</b>	1	1
<b>MS-CH</b>	Wash hands before leaving work			UNI EN ISO 7010 ISO 3864 - UNI 7543
	25	<b>221900</b>	15	150
	50	<b>221901</b>	3	30
	60	<b>221902</b>	3	30
	100	<b>221903</b>	2	10
	200	<b>221904</b>	1	5
	300	<b>221905</b>	1	1
<b>MS-PH</b>	Wear safety harness			UNI EN ISO 7010 ISO 3864 - UNI 7543
	25	<b>222000</b>	15	150
	50	<b>222001</b>	3	30
	60	<b>222002</b>	3	30
	100	<b>222003</b>	2	10
	200	<b>222004</b>	1	5
	300	<b>222005</b>	1	1
<b>MS-HG</b>	Protect head and eyes			UNI EN ISO 7010 ISO 3864 - UNI 7543
	25	<b>221400</b>	15	150
	50	<b>221401</b>	3	30
	60	<b>221402</b>	3	30
	100	<b>221403</b>	2	10
	200	<b>221404</b>	1	5
	300	<b>221405</b>	1	1



Family	Size mm	Type	Labels per sheet	Quantity
<b>MS-HM</b>	<b>Protect head and respiratory passages</b>			UNI EN ISO 7010 ISO 3864 - UNI 7543
	25	<b>221500</b>	15	150
	50	<b>221501</b>	3	30
	60	<b>221502</b>	3	30
	100	<b>221503</b>	2	10
	200	<b>221504</b>	1	5
	300	<b>221505</b>	1	1
<b>MS-FP</b>	<b>Head, eyes and hearing must be protected</b>			UNI EN ISO 7010 ISO 3864 - UNI 7543
	25	<b>221600</b>	15	150
	50	<b>221601</b>	3	30
	60	<b>221602</b>	3	30
	100	<b>221603</b>	2	10
	200	<b>221604</b>	1	5
	300	<b>221605</b>	1	1
<b>MS-SB</b>	<b>Wear safety belts</b>			UNI EN ISO 7010 ISO 3864 - UNI 7543
	25	<b>222100</b>	15	150
	50	<b>222101</b>	3	30
	60	<b>222102</b>	3	30
	100	<b>222103</b>	2	10
	200	<b>222104</b>	1	5
	300	<b>222105</b>	1	1
<b>MS-CD</b>	<b>Keep the door closed</b>			UNI EN ISO 7010 ISO 3864 - UNI 7543
	25	<b>222300</b>	15	150
	50	<b>222301</b>	3	30
	60	<b>222302</b>	3	30
	100	<b>222303</b>	2	10
	200	<b>222304</b>	1	5
	300	<b>222305</b>	1	1
<b>MS-PT</b>	<b>For pedestrians only</b>			UNI EN ISO 7010 ISO 3864 - UNI 7543
	25	<b>222400</b>	15	150
	50	<b>222401</b>	3	30
	60	<b>222402</b>	3	30
	100	<b>222403</b>	2	10
	200	<b>222404</b>	1	5
	300	<b>222405</b>	1	1
<b>MS-PS</b>	<b>Footbridge</b>			UNI EN ISO 7010 ISO 3864 - UNI 7543
	25	<b>222500</b>	15	150
	50	<b>222501</b>	3	30
	60	<b>222502</b>	3	30
	100	<b>222503</b>	2	10
	200	<b>222504</b>	1	5
	300	<b>222505</b>	1	1
<b>MS-ME</b>	<b>Lift for goods only</b>			UNI EN ISO 7010 ISO 3864 - UNI 7543
	25	<b>222600</b>	15	150
	50	<b>222601</b>	3	30
	60	<b>222602</b>	3	30
	100	<b>222603</b>	2	10
	200	<b>222604</b>	1	5
	300	<b>222605</b>	1	1

Family	Size mm	Type	Labels per sheet	Quantity
<b>MS-PD</b>	<b>Direction</b>			UNI EN ISO 7010 ISO 3864 - UNI 7543
	25	<b>223200</b>	15	150
	50	<b>223201</b>	3	30
	60	<b>223202</b>	3	30
	100	<b>223203</b>	2	10
	200	<b>223204</b>	1	5
	300	<b>223205</b>	1	1
<b>MS-PE</b>	<b>Lift for passengers only</b>			UNI EN ISO 7010 ISO 3864 - UNI 7543
	25	<b>222700</b>	15	150
	50	<b>222701</b>	3	30
	60	<b>222702</b>	3	30
	100	<b>222703</b>	2	10
	200	<b>222704</b>	1	5
	300	<b>222705</b>	1	1
<b>MS-DM</b>	<b>Unplug from mains</b>			UNI EN ISO 7010 ISO 3864 - UNI 7543
	25	<b>222800</b>	15	150
	50	<b>222801</b>	3	30
	60	<b>222802</b>	3	30
	100	<b>222803</b>	2	10
	200	<b>222804</b>	1	5
	300	<b>222805</b>	1	1
<b>MS-BC</b>	<b>Switch off power before starting work</b>			UNI EN ISO 7010 ISO 3864 - UNI 7543
	25	<b>222900</b>	15	150
	50	<b>222901</b>	3	30
	60	<b>222902</b>	3	30
	100	<b>222903</b>	2	10
	200	<b>222904</b>	1	5
	300	<b>222905</b>	1	1
<b>MST-PSW</b>	Disconnect the line before carrying out any operation			ISO 3864 - UNI 7543
	74 x 52	<b>6301BC002-GB</b>	2	10
<b>MS-AM</b>	<b>Obey safety regulations</b>			UNI EN ISO 7010 ISO 3864 - UNI 7543
	25	<b>223300</b>	15	150
	50	<b>223301</b>	3	30
	60	<b>223302</b>	3	30
	100	<b>223303</b>	2	10
	200	<b>223304</b>	1	5
	300	<b>223305</b>	1	1
<i>Always use in combination with other symbol or text</i>				
<b>MS-SA</b>	<b>Smoking area</b>			UNI EN ISO 7010 ISO 3864 - UNI 7543
	25	<b>223000</b>	15	150
	50	<b>223001</b>	3	30
	60	<b>223002</b>	3	30
	100	<b>223003</b>	2	10
	200	<b>223004</b>	1	5
	300	<b>223005</b>	1	1



# MS


GB English F French D German E Spanish ... other language

other language on request



Family	Size mm	Type	Labels per sheet	Quantity
<b>MS-SS</b>	<b>Smoking allowed in marked areas only</b>		UNI EN ISO 7010 ISO 3864 - UNI 7543	
	25	<b>223100</b>	15	150
	50	<b>223101</b>	3	30
	60	<b>223102</b>	3	30
	100	<b>223103</b>	2	10
	200	<b>223104</b>	1	5
	300	<b>223105</b>	1	1
<b>MS-PL</b>	<b>Pedestrians turn left</b>		UNI EN ISO 7010 ISO 3864 - UNI 7543	
	25	<b>223600</b>	15	150
	50	<b>223601</b>	3	30
	60	<b>223602</b>	3	30
	100	<b>223603</b>	2	10
	200	<b>223604</b>	1	5
	300	<b>223605</b>	1	1
<b>MS-PR</b>	<b>Pedestrians turn right</b>		UNI EN ISO 7010 ISO 3864 - UNI 7543	
	25	<b>223700</b>	15	150
	50	<b>223701</b>	3	30
	60	<b>223702</b>	3	30
	100	<b>223703</b>	2	10
	200	<b>223704</b>	1	5
	300	<b>223705</b>	1	1
<b>MS-VS</b>	<b>Vehicles at walking pace</b>		UNI EN ISO 7010 ISO 3864 - UNI 7543	
	25	<b>223800</b>	15	150
	50	<b>223801</b>	3	30
	60	<b>223802</b>	3	30
	100	<b>223803</b>	2	10
	200	<b>223804</b>	1	5
	300	<b>223805</b>	1	1
<b>MST-LSB</b>	At walking pace		ISO 3864 - UNI 7543	
	120 x 200	<b>6206VS003-GB</b>	1	3
<b>MS-CS</b>	<b>At walking pace</b>		UNI EN ISO 7010 ISO 3864 - UNI 7543	
	25	<b>223900</b>	15	150
	50	<b>223901</b>	3	30
	60	<b>223902</b>	3	30
	100	<b>223903</b>	2	10
	200	<b>223904</b>	1	5
	300	<b>223905</b>	1	1
<b>MS-UH</b>	<b>Activate the alarm</b>		UNI EN ISO 7010 ISO 3864 - UNI 7543	
	25	<b>223400</b>	15	150
	50	<b>223401</b>	3	30
	60	<b>223402</b>	3	30
	100	<b>223403</b>	2	10
	200	<b>223404</b>	1	5
	300	<b>223405</b>	1	1

Family	Size mm	Type	Labels per sheet	Quantity
<b>MS-TD</b>	<b>Put refuse in the appropriate container</b>		UNI EN ISO 7010 ISO 3864 - UNI 7543	
	25	<b>223500</b>	15	150
	50	<b>223501</b>	3	30
	60	<b>223502</b>	3	30
	100	<b>223503</b>	2	10
	200	<b>223504</b>	1	5
	300	<b>223505</b>	1	1
<b>MS-RI</b>	<b>Reading manual</b>		UNI EN ISO 7010 ISO 3864 - UNI 7543	
	50	<b>224101</b>	3	30
	100	<b>224103</b>	2	10
<b>MS-RI</b>	<b>Lifting hook</b>		UNI EN ISO 7010 ISO 3864 - UNI 7543	
	25	<b>224500</b>	15	150
	50	<b>224501</b>	3	30
	60	<b>224502</b>	3	30



Electrical symbols

PVC film, on sheet

Consist of CS symbols supplemented by information in text form, or text only signs which can be used in combination with symbol only signs. Available in different graphic modes and formats, for marking equipment, machinery and installations in a detailed and efficient way.

**Material:** Polyester film over-laminated with transparent film resistant to UV, thickness approximately 0,1 mm. Resistant to Water, Oil, Grease, Alcohol, Detergent, Alkaline Substances and Atmospheric Agents. Low flammability, self extinguishing. Recommended for application to equipment for internal or external use, but not directly exposed to atmospheric agents. If exposed to atmospheric agents, the life of the label may be limited to five years.

**Application temperature range:** -40°C to +130°C



Family	Size mm	Type	Labels per sheet	Quantity
CS-ES	Earth			
	12,5	700600	45	225
	16	700601	28	140
	20	700602	18	90
	25	700603	15	75
	25	700604	15	75
	31,5	700605	8	40
CS-EYG	Earth			
	12,5	700700	45	225
		700700-BULK	192	960
	16	700701	28	140
		700701-BULK	117	1.170
	20	700702	18	90
		700702-BULK	80	1.200
	25	700703	15	75
31,5	700704	8	40	
CS-E	Earth			
	12,5	700800	45	225
	16	700801	28	140
	20	700802	18	90
	25	700803	15	75
	31,5	700804	8	40
CS-EP	Protected earth			
	12,5	700900	45	225
	16	700901	28	140
	20	700902	18	90
	25	700903	15	75
	31,5	700904	8	40
CS-EPY	Protected earth			
	12,5	705000	45	225
	16	705001	28	140
	20	705002	18	90
CS-EWN	Earth without noise			
	12,5	701000	45	225
	16	701001	28	140
	20	701002	18	90
	25	701003	15	75
	31,5	701004	8	40

Family	Size mm	Type	Labels per sheet	Quantity
CS-TE	Earth without interference			
	12,5	701100	45	225
	16	701101	28	140
	20	701102	18	90
	25	701103	15	75
	31,5	701104	8	40
CS-PS	Positive			
	12,5	701800	45	225
	16	701801	28	140
	20	701802	18	90
	25	701803	15	75
	31,5	701804	8	40
CS-NS	Negative			
	12,5	701900	45	225
	16	701901	28	140
	20	701902	18	90
	25	701903	15	75
	31,5	701904	8	40
CS-PR	Positive			
	12,5	702000	45	225
		702000-BULK	192	960
	16	702001	28	140
		702001-BULK	117	1.170
	20	702002	18	90
		702002-BULK	80	1.200
	25	702003	15	75
	31,5	702004	8	40
CS-NB	Negative			
	12,5	702100	45	225
		702100-BULK	192	960
	16	702101	28	140
		702101-BULK	117	1.170
	20	702102	18	90
		702102-BULK	80	1.200
	25	702103	15	75
	31,5	702104	8	40

CS



Family	Size mm	Type	Labels per sheet	Quantity
<b>CS-L1</b> Phase 1				
	12,5	700000	45	225
		700000-BULK	192	960
	16	700001	28	140
		700001-BULK	117	1.170
	20	700002	18	90
		700002-BULK	80	1.200
	25	700003	15	75
	31,5	700004	8	40
<b>CS-L2</b> Phase 2				
	12,5	700100	45	225
		700100-BULK	192	960
	16	700101	28	140
		700101-BULK	117	1.170
	20	700102	18	90
		700102-BULK	80	1.200
	25	700103	15	75
	31,5	700104	8	40
<b>CS-L3</b> Phase 3				
	12,5	700200	45	225
		700200-BULK	192	960
	16	700201	28	140
		700201-BULK	117	1.170
	20	700202	18	90
		700202-BULK	80	1.200
	25	700203	15	75
	31,5	700204	8	40
<b>CS-N</b> Neutral				
	12,5	700300	45	225
		700300-BULK	192	960
	16	700301	28	140
		700301-BULK	117	1.170
	20	700302	18	90
		700302-BULK	80	1.200
	25	700303	15	75
	31,5	700304	8	40
<b>CS-EY</b> Earth				
	12,5	700400	45	225
		700400-BULK	192	960
	16	700401	28	140
		700401-BULK	117	1.170
	20	700402	18	90
		700402-BULK	80	1.200
	25	700403	15	75
	31,5	700404	8	40
<b>CS-EW</b> Earth				
	12,5	700500	45	225
		700500-BULK	192	960
	16	700501	28	140
		700501-BULK	117	1.170
	20	700502	18	90
		700502-BULK	80	1.200
	25	700503	15	75
	31,5	700504	8	40
<b>CS-PE</b> Protected conductor				
	12,5	701200	45	225
		701200-BULK	192	960
	16	701201	28	140
		701201-BULK	117	1.170
	20	701202	18	90
		701202-BULK	80	1.200
	25	701203	15	75
	31,5	701204	8	40

Family	Size mm	Type	Labels per sheet	Quantity
<b>CS-PEN</b> Neutral with protective function				
	12,5	701300	45	225
	16	701301	28	140
	20	701302	18	90
	25	701303	15	75
	31,5	701304	8	40
<b>CS-N-PEN</b> Neutral with protective function				
	12,5	704400	45	225
	16	704401	28	140
	20	704402	18	90
	31,5	704404	8	40
<b>CS-PU</b> Protected conductor not connected to earth				
	12,5	701400	45	225
	16	701401	28	140
	20	701402	18	90
	25	701403	15	75
	31,5	701404	8	40
<b>CS-CC</b> Equipotential				
	12,5	701500	45	225
	16	701501	28	140
	20	701502	18	90
	25	701503	15	75
	31,5	701504	8	40
<b>CS-MW</b> Earth				
	12,5	702200	45	225
	16	702201	28	140
	20	702202	18	90
	25	702203	15	75
	31,5	702204	8	40
<b>CS-MS</b> Earth				
	12,5	702300	45	225
	16	702301	28	140
	20	702302	18	90
	25	702303	15	75
	31,5	702304	8	40
<b>CS-DCW</b> Direct current				
	12,5	703000	45	225
	16	703001	28	140
	20	703002	18	90
	25	703003	15	75
	31,5	703004	8	40
<b>CS-DCS</b> Direct current				
	12,5	703100	45	225
	16	703101	28	140
	20	703102	18	90
	25	703103	15	75
	31,5	703104	8	40
<b>CS-DACW</b> Direct and alternating current				
	12,5	703200	45	225
	16	703201	28	140
	20	703202	18	90
	25	703203	15	75
	31,5	703204	8	40
<b>CS-DACS</b> Direct and alternating current				
	12,5	703300	45	225
	16	703301	28	140
	20	703302	18	90
	25	703303	15	75
	31,5	703304	8	40

LABELS

CS



Family	Size mm	Type	Labels per sheet	Quantity	
<b>CS-DIW</b> Class II insulation					
	12,5	703400	45	225	
	16	703401	28	140	
	20	703402	18	90	
	25	703403	15	75	
	31,5	703404	8	40	
<b>CS-DIS</b> Class II insulation					
	12,5	703500	45	225	
	16	703501	28	140	
	20	703502	18	90	
	25	703503	15	75	
	31,5	703504	8	40	
<b>CS-TIW</b> Class III insulation					
	12,5	703600	45	225	
	16	703601	28	140	
	20	703602	18	90	
	25	703603	15	75	
	31,5	703604	8	40	
<b>CS-TIS</b> Class III insulation					
	12,5	703700	45	225	
	16	703701	28	140	
	20	703702	18	90	
	25	703703	15	75	
	31,5	703704	8	40	
<b>CS-EX</b> Increased safety					
	12,5	703800	45	225	
	16	703801	28	140	
	20	703802	18	90	
	25	703803	15	75	
	31,5	703804	8	40	
<b>CS-CE</b> EC standards					
	12,5	703900	45	225	
		703900-BULK	192	960	
	16	703901	28	140	
		703901-BULK	117	1.170	
	20	703902	18	90	
		703902-BULK	80	1.200	
	25	703903	15	75	
	31,5	703904	8	40	
	<b>CS-PW</b> Positive				
		12,5	701600	45	225
16		701601	28	140	
20		701602	18	90	
25		701603	15	75	
31,5		701604	8	40	
<b>CS-NW</b> Negative					
	12,5	701700	45	225	
	16	701701	28	140	
	20	701702	18	90	
	25	701703	15	75	
	31,5	701704	8	40	
<b>CS-MM</b> Connection to earth or chassis					
	12,5	702400	45	225	
	16	702401	28	140	
	20	702402	18	90	
	25	702403	15	75	
	31,5	702404	8	40	

Family	Size mm	Type	Labels per sheet	Quantity
<b>CS-L+</b> Positive				
	12,5	702500	45	225
	16	702501	28	140
	20	702502	18	90
	25	702503	15	75
	31,5	702504	8	40
<b>CS-L-</b> Negative				
	12,5	702600	45	225
	16	702601	28	140
	20	702602	18	90
	25	702603	15	75
	31,5	702604	8	40
<b>CS-M</b> Voltage median point				
	12,5	702700	45	225
	16	702701	28	140
	20	702702	18	90
	25	702703	15	75
	31,5	702704	8	40
<b>CS-ACW</b> Alternating current				
	12,5	702800	45	225
	16	702801	28	140
	20	702802	18	90
	25	702803	15	75
	31,5	702804	8	40
<b>CS-ACS</b> Alternating current				
	12,5	702900	45	225
	16	702901	28	140
	20	702902	18	90
	25	702903	15	75
	31,5	702904	8	40
<b>CS-EQP</b> Equipotential				
	12,5	704600	45	225
	20	704602	18	90
<b>CS-B</b> B				
	20	704702	18	90
<b>CS-O</b> 0				
	20	704302	18	90
<b>CS-R</b> R				
	20	704802	18	90
<b>CS-Y</b> Y				
	20	704902	18	90

# VS

## Utility sector signs

with text, PVC film

Available in different graphic modes and formats, for marking equipment, machinery and installations in a detailed and efficient way.

Texts can be supplied in different languages.

**Material:** Polyester film over-laminated with transparent film resistant to UV, thickness approximately 0,1 mm. Resistant to Water, Oil, Grease, Alcohol, Detergent, Alkaline Substances and Atmospheric Agents. Low flammability, self extinguishing. Recommended for application to equipment for internal or external use, but not directly exposed to atmospheric agents. If exposed to atmospheric agents, the life of the label may be limited to five years.

**Application temperature range:** -40°C to +130°C



Family	Size mm	Type	Labels per sheet	Language	Quantity
VS-180	70 x 120	268000	1	Italian	10
		268000-BULK	4	Italian	300
		268000-GB	1	English	10
		268000-GB-BULK	4	English	300
		268000-F	1	French	10
		268000-F-BULK	4	French	300
		268000-D	1	German	10
		268000-D-BULK	4	German	300
		268000-E	1	Spanish	10
		268000-E-BULK	4	Spanish	300
		268000-P	1	Portuguese	10
		268000-RUS	1	Russian	10
		268000-FIN	1	Finnish	10
		268000-TR	1	Turkish	10
		268000-CZ	1	Czech	10
		268000-NL	1	Dutch	10
		268000-PL	1	Polish	10
		268000-SLO	1	Slovenian	10
		268000-H	1	Hungarian	10
		268000-GR	1	Greek	10
		268000-CN	1	Chinese	10
	268000-BLR	1	Belarusian	10	
	268000-BG	1	Bulgarian	10	
	268000-JP	1	Japanese	10	
VS-181	52 x 105	268101	1	Italian	10
	65 x 131	268100	1	Italian	10
		268100-GB	1	English	10
		268100-F	1	French	10
		268100-D	1	German	10
		268100-E	1	Spanish	10
		268100-P	1	Portuguese	10
VS-182					







Family	Size mm	Type	Labels per sheet	Language	Quantity	
	52 x 105	268200	1	Italian	10	
		268200-BULK	6	Italian	450	
	40 x 80	268201	1	Italian	10	
		268201-BULK	15	Italian	900	
		268200-GB	1	English	10	
	52 x 105	268200-GB-BULK	6	English	450	
		268200-F	1	French	10	
		268200-F-BULK	6	French	450	
		268200-D	1	German	10	
		268200-E	1	Spanish	10	
			268200-P	1	Portuguese	10
	<b>VS-I83</b>					
	52 x 105	268300	1	Italian	10	
		268300-BULK	6	Italian	450	
		268300-GB	1	English	10	
		268300-GB-BULK	6	English	450	
		268300-F	1	French	10	
		268300-D	1	German	10	
		268300-D-BULK	6	German	450	
	268300-E	1	Spanish	10		
	268300-P	1	Portuguese	10		
	40 x 80	268301	1	italiano	10	
<b>VS-I84</b>						
	52 x 105	268400	1	Italian	10	
		268400-BULK	6	Italian	450	
		268400-GB	1	English	10	
		268400-F	1	French	10	
		268400-D	1	German	10	
		268400-E	1	Spanish	10	
	268400-P	1	Portuguese	10		
40 x 80	268401	1	Italian	10		
<b>VS-I85</b>						
	52 x 105	268500	1	Italian	10	
		268500-BULK	6	Italian	450	
		268500-GB	1	English	10	
		268500-GB-BULK	6	English	450	
		268500-F	1	French	10	
		268500-F-BULK	6	French	450	
		268500-D	1	German	10	
		268500-D-BULK	6	German	450	
		268500-E	1	Spanish	10	
		268500-P	1	Portuguese	10	
<b>VS-I86</b>						
	52 x 105	268600	1	Italian	10	
		268600-GB	1	English	10	
		268600-F	1	French	10	
		268600-D	1	German	10	
		268600-E	1	Spanish	10	
		268600-P	1	Portuguese	10	
		268600-TR	1	Turkish	10	
		268600-RUS	1	Russian	10	
		268600-CZ	1	Czech	10	
		268600-NL	1	Dutch	10	
		268600-PL	1	Polish	10	
		268600-H	1	Hungarian	10	
		268600-GR	1	Greek	10	
		268600-R	1	Romanian	10	
		268600-CN	1	Chinese	10	
268600-MK	1	Macedonian	10			

VS

GB English F French D German E Spanish ... other language

other language on request



Family	Size mm	Type	Labels per sheet	Language	Quantity
<p>VS-150</p>	150 x 180	2615000	1		10
<p>VS-1114</p>	70 x 120	2611400	1		10
<p>VS-I132</p>	125 x 62	2613200 2613200-GB 2613200-F 2613200-D 2613200-E 2613200-P	6	Italian English French German Spanish Portuguese	12 12 12 12 12 12
<p>VS-I133</p>	125 x 62	2613300 2613300-GB 2613300-F 2613300-D 2613300-E 2613300-P	6	Italian English French German Spanish Portuguese	12 12 12 12 12 12
<p>VS-I134</p>	62 x 125	2613400 2613400-GB 2613400-F 2613400-D 2613400-E 2613400-P	6	Italian English French German Spanish Portuguese	12 12 12 12 12 12
<p>VS-I135</p>	62 x 155	2613500 2613500-GB 2613500-F 2613500-D 2613500-E 2613500-P	3	Italian English French German Spanish Portuguese	9 9 9 9 9 9

LABELS

VS



Family	Size mm	Type	Labels per sheet	Language	Quantity
<b>VS-I136</b>					
	125 x 62	2613600	4	Italian	12
		2613600-GB	4	English	12
		2613600-F	4	French	12
<b>VS-I137</b>					
	62 x 125	2613700	6	Italian	12
		2613700-GB	6	English	12
		2613700-F	6	French	12
		2613700-D	6	German	12
		2613700-E	6	Spanish	12
		2613700-P	6	Portuguese	12
<b>VS-I138</b>					
	62 x 125	2613800	6	Italian	12
		2613800-GB	6	English	12
		2613800-F	6	French	12
		2613800-D	6	German	12
		2613800-E	6	Spanish	12
		2613800-P	6	Portuguese	12
<b>VS-I139</b>					
	62 x 125	2613900	6	Italian	12
		2613900-GB	6	English	12
		2613900-F	6	French	12
		2613900-D	6	German	12
		2613900-E	6	Spanish	12
		2613900-P	6	Portuguese	12
<b>VS-I140</b>					
	62 x 125	2614000	6	Italian	12
		2614000-GB	6	English	12
		2614000-F	6	French	12
		2614000-D	6	German	12
		2614000-E	6	Spanish	12
		2614000-P	6	Portuguese	12
<b>VS-I141</b>					
	62 x 125	2614100	6	Italian	12
		2614100-GB	6	English	12
		2614100-F	6	French	12
		2614100-D	6	German	12
		2614100-E	6	Spanish	12
		2614100-P	6	Portuguese	12



GB English 
 F French 
 D German 
 E Spanish 
 ... other language

other language on request



Family	Size mm	Type	Labels per sheet	Language	Quantity
VS-I147					
	125 x 62	2614700	4	Italian	12
		2614700-GB	4	English	12
VS-I148					
	62 x 125	2614800	4	Italian	12
		2614800-GB	4	English	12
VS-I161					
	62 x 125	2616100-GB	4	English	12
VS-I162					
	62 x 125	2616200-GB	4	English	12
VS-I163					
	62 x 125	2616300-GB	4	English	12
VS-I164					
	62 x 125	2616400-GB	4	English	12

# LABELSTICKONSYS

## Labels for desktop printers



Blank labels for laser or ink-jet printers. Supplied on A4 sheets, in UL certified materials such as polyester and polyolefin, for long-term use, at very high temperatures if necessary.

LLS and ILS labels can be used to identify electrical and electronic components with the high quality print provided by desktop printers.

Supplied in packs of 10 and combined with a strong liner, each sheet of labels must be fed manually into the printer.



Grey and 'silver' Polyester labels are widely used in the electrical and electronic industries.

Chemical and pharmaceutical applications commonly require the use of very thin and strong labels capable of withstanding contact with chemical agents.



Polyester is recommended for its transparency and non-deformability.

Improved visibility may be obtained with coloured polyester labels available in a wide range of materials supplied by CEMBRE.



white	yellow	metallic grey	
<b>WVYG</b>	<b>YVYG</b>	<b>PPYG</b>	<b>Material</b>
Polyester outdoor	Polyester indoor	Polyester outdoor	<b>Min Temperature range</b>
<b>-30°C</b>	<b>-30°C</b>	<b>-30°C</b>	<b>Max Temperature range</b>
<b>+70°C</b>	<b>+70°C</b>	<b>+130°C</b>	<b>Thickness</b>
<b>50µ</b>	<b>50µ</b>	<b>50µ</b>	<b>Adhesive</b>
✓	✓	✓	




# KML

## Wraparound cable markers

for laser printers, self adhesive, A4 sheet

KML wraparound cable markers are suitable for identifying large

diameter cables, tubes and conduit.



**Material:** transparent polyester film. Long-life Acrylic adhesive.

Resistant to Water, Oil, Grease, Alcohol, Detergent, Alkaline Substances, Sea Water and all kinds of Detergents.

Excellent dimensional stability, optimum antiaging qualities

**Application temperature range:** -40°C to +130°C



Family	Overall Length A mm	Wrapping diameter mm	type						Print area Cx B mm	Quantity
			white	yellow	orange	red	blue	green		
KML038	38	4,3 ÷ 7	18950-010	18450-010	18350-010	18250-010	18650-010	18550-010	10 x 10	1.260
			18950-012	18450-012	18350-012	18250-012	18650-012	18550-012	10 x 12	1.050
			18950-015	18450-015	18350-015	18250-015	18650-015	18550-015	10 x 15	840
			18950-018	18450-018	18350-018	18250-018	18650-018	18550-018	10 x 18	700
			18950-020	18450-020	18350-020	18250-020	18650-020	18550-020	10 x 20	630
			18950-023	18450-023	18350-023	18250-023	18650-023	18550-023	10 x 23	560
			18950-025	18450-025	18350-025	18250-025	18650-025	18550-025	10 x 25	490
			18950-030	18450-030	18350-030	18250-030	18650-030	18550-030	10 x 30	420
			18950-035	18450-035	18350-035	18250-035	18650-035	18550-035	10 x 35	350
			18950-045	18450-045	18350-045	18250-045	18650-045	18550-045	10 x 45	280
KML050	50	6 ÷ 10	18951-010	18451-010	18351-010	18251-010	18651-010	18551-010	15 x 10	900
			18951-012	18451-012	18351-012	18251-012	18651-012	18551-012	15 x 12	750
			18951-015	18451-015	18351-015	18251-015	18651-015	18551-015	15 x 15	600
			18951-018	18451-018	18351-018	18251-018	18651-018	18551-018	15 x 18	500
			18951-020	18451-020	18351-020	18251-020	18651-020	18551-020	15 x 20	450
			18951-023	18451-023	18351-023	18251-023	18651-023	18551-023	15 x 23	400
			18951-025	18451-025	18351-025	18251-025	18651-025	18551-025	15 x 25	350
			18951-030	18451-030	18351-030	18251-030	18651-030	18551-030	15 x 30	300
			18951-035	18451-035	18351-035	18251-035	18651-035	18551-035	15 x 35	250
			18951-045	18451-045	18351-045	18251-045	18651-045	18551-045	15 x 45	200
KML075	75	8 ÷ 14	18952-010	18452-010	18352-010	18252-010	18652-010	18552-010	25 x 10	540
			18952-012	18452-012	18352-012	18252-012	18652-012	18552-012	25 x 12	450
			18952-015	18452-015	18352-015	18252-015	18652-015	18552-015	25 x 15	360
			18952-018	18452-018	18352-018	18252-018	18652-018	18552-018	25 x 18	300
			18952-020	18452-020	18352-020	18252-020	18652-020	18552-020	25 x 20	270
			18952-023	18452-023	18352-023	18252-023	18652-023	18552-023	25 x 23	240
			18952-025	18452-025	18352-025	18252-025	18652-025	18552-025	25 x 25	210
			18952-030	18452-030	18352-030	18252-030	18652-030	18552-030	25 x 30	180
			18952-035	18452-035	18352-035	18252-035	18652-035	18552-035	25 x 35	150
			18952-045	18452-045	18352-045	18252-045	18652-045	18552-045	25 x 45	120
KML135	135	19 ÷ 34	18953-015	18453-015	18353-015	18253-015	18653-015	18553-015	25 x 15	240
			18953-018	18453-018	18353-018	18253-018	18653-018	18553-018	25 x 18	200
			18953-020	18453-020	18353-020	18253-020	18653-020	18553-020	25 x 20	180
			18953-023	18453-023	18353-023	18253-023	18653-023	18553-023	25 x 23	160
			18953-025	18453-025	18353-025	18253-025	18653-025	18553-025	25 x 25	140
			18953-030	18453-030	18353-030	18253-030	18653-030	18553-030	25 x 30	120
			18953-035	18453-035	18353-035	18253-035	18653-035	18553-035	25 x 35	100
			18953-045	18453-045	18353-045	18253-045	18653-045	18553-045	25 x 45	80

# LLS-ILS

Labels for laser and inkjet printers

self adhesive

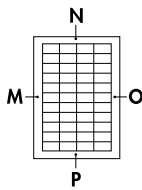
**Material:** Polyester (see page 176)



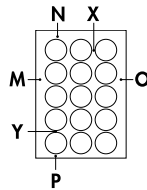
Rectangular, square corners



Size AxB mm	Type	white	yellow indoor	metallic grey	Row x Column	M	N	O	P	X	Y	Quantity
5 x 12	7700707...	WPYM	YPYM	SPYM	55 x 15	15	12	15	10			8.250
6 x 15	7700112...	WPYM	YPYM	SPYM	46 x 12	15	11	15	10			5.520
6 x 20	7700116...	WPYM	YPYM	SPYM	46 x 9	15	11	15	10			4.140
7 x 10	7700708...	WPYM	YPYM	SPYM	39 x 19	10	14	10	10			7.410
7 x 15	7700709...	WPYM	YPYM	SPYM	39 x 12	15	14	15	10			4.680
8 x 12	7700158...	WPYM	YPYM	SPYM	34 x 15	15	15	15	10			5.100
8 x 15	7700164...	WPYM	YPYM	SPYM	34 x 12	15	15	15	10			4.080
8 x 17	7700162...	WPYM	YPYM	SPYM	34 x 11	11,5	15	11,5	10			3.740
8 x 45	7700064...	WPYM	YPYM	SPYM	34 x 4	15	15	15	10			1.360
9 x 12	7700070...	WPYM	YPYM	SPYM	30 x 16	9	17	9	10			4.800
9 x 15	7700068...	WPYM	YPYM	SPYM	30 x 12	15	17	15	10			3.600
9 x 20	7700196...	WPYM	YPYM	SPYM	30 x 9	15	17	15	10			2.700
9 x 35	7700710...	WPYM	YPYM	SPYM	30 x 5	17,5	17	17,5	10			1.500
10 x 30	7700174...	WPYM	YPYM	SPYM	27 x 6	15	17	15	10			1.620
10 x 33	7700266...	WPYM	YPYM	SPYM	27 x 6	22,5	17	22,5	10			1.890
10 x 60	7700292...	WPYM	YPYM	SPYM	27 x 3	15	17	15	10			810
11 x 19	7700094...	WPYM	YPYM	SPYM	25 x 9	19,5	12	19,5	10			2.250
11 x 38	7700096...	WPYM	YPYM	SPYM	25 x 5	10	12	10	10			1.250
12 x 25	7700304...	WPYM	YPYM	SPYM	23 x 7	17,5	14	17,5	10			1.610
12 x 34	7700300...	WPYM	YPYM	SPYM	23 x 5	20	14	20	10			1.150
12 x 40	7700711...	WPYM	YPYM	SPYM	22 x 4	25	23	25	10			880
13 x 50	7700712...	WPYM	YPYM	SPYM	21 x 3	30	14	30	10			630
15 x 17	7700330...	WPYM	YPYM	SPYM	18 x 11	11,5	11,5	11,5	10			1.980
15 x 27	7700616...	WPYM	YPYM	SPYM	18 x 7	10,5	17	10,5	10			1.260
15 x 49	7700614...	WPYM	YPYM	SPYM	18 x 3	31,5	17	31,5	10			540
15 x 78	7700713...	WPYM	YPYM	SPYM	18 x 2	27	17	27	10			360
18 x 32	7700228...	WPYM	YPYM	SPYM	15 x 6	9	17	9	10			900
18 x 46	7700208...	WPYM	YPYM	SPYM	15 x 4	13	17	13	10			600
21 x 70	7700714...	WPYM	YPYM	SPYM	13 x 2	35	14	35	10			260
22 x 40	7700306...	WPYM	YPYM	SPYM	12 x 4	25	33	25	10			480
22 x 63	7700652...	WPYM	YPYM	SPYM	12 x 3	10,5	33	10,5	10			360
22 x 110	7700715...	WPYM	YPYM	SPYM	12 x 1	50	23	50	10			120
25 x 50	7700716...	WPYM	YPYM	SPYM	11 x 3	30	12	30	10			330
25 x 80	7700717...	WPYM	YPYM	SPYM	11 x 2	25	12	25	10			220
30 x 80	7700719...	WPYM	YPYM	SPYM	9 x 2	25	17	25	10			180
30 x 100	7700720...	WPYM	YPYM	SPYM	9 x 2	5	17	5	10			180
32 x 58	7700718...	WPYM	YPYM	SPYM	8 x 3	18	31	18	10			240
34 x 60	7700721...	WPYM	YPYM	SPYM	8 x 3	15	15	15	10			240
34 x 63	7700484...	WPYM	YPYM	SPYM	8 x 3	10,5	15	10,5	10			240
40 x 60	7700452...	WPYM	YPYM	SPYM	7 x 3	15	10	15	7			210
40 x 90	7700456...	WPYM	YPYM	SPYM	7 x 2	15	10	15	7			140
42 x 78	7700722...	WPYM	YPYM	SPYM	6 x 2	27	35	27	10			120



M - Left margin  
N - Upper margin  
O - Right margin  
P - Lower margin



M - Left margin  
N - Upper margin  
O - Right margin  
P - Lower margin  
X - Horizontal spacing between labels  
Y - Vertical spacing between labels

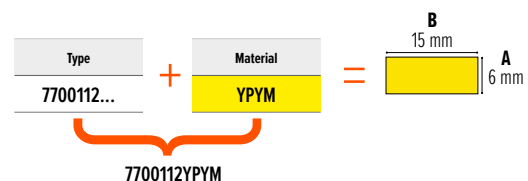
## LABELS

# LLS-ILS




Rectangular, square corners												
Size AxB mm	Type	white	yellow indoor	metallic grey	Row x Column	M	N	O	P	X	Y	Quantity
45 x 60	7700414...	WPYM	YPYM	SPYM	6 x 3	15	17	15	10			180
48 x 90	7700528...	WPYM	YPYM	SPYM	5 x 2	15	47	15	10			100
50 x 80	7700723...	WPYM	YPYM	SPYM	5 x 2	25	37	25	10			100
52 x 107	7700726...	WPYM	YPYM	SPYM	5 x 1	51,5	27	51,5	10			50
60 x 100	7700725...	WPYM	YPYM	SPYM	4 x 2	5	47	5	10			80
62 x 88	7700724...	WPYM	YPYM	SPYM	4 x 2	17	39	17	10			80
75 x 105	7700728...	WPYM	YPYM	SPYM	3 x 1	52,5	62	52,5	10			30
105 x 110	7700727...	WPYM	YPYM	SPYM	2 x 1	43,5	77	43,5	10			20
120 x 60	7700729...	WPYM	YPYM	SPYM	2 x 2	15	47	15	10			40
120 x 70	7700730...	WPYM	YPYM	SPYM	2 x 2	35	57	35	10			40
140 x 98	7700731...	WPYM	YPYM	SPYM	2 x 2	7	7	7	10			40
Square, square corners												
Size AxB mm	Type	white	yellow indoor	metallic grey	Row x Column	M	N	O	P	X	Y	Quantity
16 x 16	7702045...	WPYM	YPYM	SPYM	16 x 11	17	31	17	10			1.760
20 x 20	7702046...	WPYM	YPYM	SPYM	13 x 9	15	27	15	10			1.170
28 x 28	7702044...	WPYM	YPYM	SPYM	10 x 6	21	10	21	7			600
30 x 30	7702032...	WPYM	YPYM	SPYM	9 x 6	15	17	15	10			540
40 x 40	7702036...	WPYM	YPYM	SPYM	7 x 4	25	10	25	7			280
50 x 50	7702047...	WPYM	YPYM	SPYM	5 x 3	30	37	30	10			150
70 x 70	7702049...	WPYM	YPYM	SPYM	4 x 2	35	7	35	10			80
100 x 100	7702050...	WPYM	YPYM	SPYM	2 x 2	5	97	5	10			40
Rectangular, rounded corners												
Size AxB mm	Type	white	yellow indoor	metallic grey	Row x Column	M	N	O	P	X	Y	Quantity
275 x 190	7703058...	WPYM	YPYM	SPYM	1 x 1	10	12	10	10			10
Circular												
Ø	Type	white	yellow indoor	metallic grey	Row x Column	M	N	O	P	X	Y	Quantity
Ø 16	7704002...	WPYM	YPYM	SPYM	14 x 10	7	10	7	10	4	4	1.400
Ø 25	7704006...	WPYM	YPYM	SPYM	9 x 6	17,5	17	17,5	15	5	5	540
Ø 50	7704010...	WPYM	YPYM	SPYM	5 x 3	22	21	22	10	4	4	150
A4												
Size AxB mm	Type	white	yellow indoor	metallic grey	Quantity							
297 x 210	7706000...	WPYM	YPYM	SPYM	10							

Example coding combination according to the dimensions and the material:




# CHART

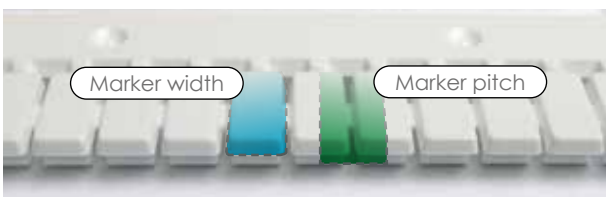
## Terminal block marker cross reference chart



TERMINAL BLOCK



MARKERS



MG-CPM terminal block markers are available in versions to suit the particular clip formats of the most widely used products, see cross reference chart to side.

Depending on type, markers are presented as joined strips at a set or flexible pitch or as separate markers for convenient individual insertion on mixed pitch terminal block assemblies.

See markers on page 20

### MARKERS APPLICATION

**M**



**MODULAR STRIP** Marker width is less than Clip width, while Marker width and Clip pitch are equal.

**MF**



**MODULAR FLEXIBLE STRIP** Marker width is less than Clip width, while Marker width and Clip pitch are equal.

**P**



**SINGLE CLIPS TO PITCH** Marker width is equal to Clip width and also Marker width and Clip pitch are equal.

**CP**



**SINGLE CLIPS COMPATIBLE TO PITCH** Marker width is less than Clip width, while Marker width and Clip pitch are equal.

**S**



**SINGLE CLIPS** Marker width is equal to Clip width, while Marker pitch is different to Clip pitch.

**C**



**SINGLE CLIPS COMPATIBLE** Marker width is less than Clip width, while Marker pitch is different to Clip pitch.



# CHART

ALLEN BRADLEY*										
	Markers mm									
		MG-CPM-01 41094 5x7	MG-CPM-01 41092 3x10	MG-CPM-01 41090M 5x10	MG-CPM-01 41095 6x10	MG-CPM-01 41096 8x10	MG-CPM-02 41190M 5x10	MG-CPM-11 46392 6x12		
1492-J3/JG3			P		P					
1492-J4/JG4		C	P		C	P				
1492-J6/JG6			C	P	C	C				
1492-J10/JG10			C	C	C	C				
1492-J16/JG16			C	C	C	C				
1492-J35/JG35			C	C	C	C				
1492-JD3	P		P		P					
1492-JD4		C	P		C					
1492-JD3C	P		P		P					
1492-JD4C		C	P		C					
1492-WIF3	P				P					
1492-WTS3	P				P					
1492-J3P	P		P		P					
1492-JD3P	P		P		P					
1492-H...						C				
1492-WFB4...						C				
1492-JD3FB/JD63FB	P									
1492-L2/LG2		P								
1492-L3/LG3			P		P					
1492-L4/LG4			C	P	C					
1492-L6/LG6				C	P	C				
1492-L10/LG10			C	C	C	C				
1492-L16/LG16					C	C				
1492-L35/LG35					C					
1492-LD3	P									
1492-LD4	P									
1492-LTF3	P				P					
1492-LS2-3/LS2-4	P	P			P					
1492-LS62-3/LS62-4	P	P			P					
1492-LKD3	P	P			P					
1492-L3P	P	P			P					
1492-RFB4...						C				
1492-RAF84...						C				
1492-LAF86...						C				

BECKHOFF*										
	Markers mm									
		MG-CPM-01 11094 5x7	MG-CPM-12 46390 4,2x8	MG-CPM-15 5x5	MG-IR 45088 7,5x40					
KL 24 04	C		C							
KL 14 08	C		C							
KL 9010		C								
KL 9010				S						

CABUR*										
	Markers mm									
		MG-CPM-03 41291 5x10	MG-CPM-03 41293 5x10	MG-CPM-04 41300M 5x10	MG-CPM-05 41490 5x10	MG-CPM-10 46392 5x12	MG-CPM-12 46390 4,2x8	STF-10 42810		
ACB series		C	C	C						
CBD.2/4	S		P		P	M				
CBD.4/6	C	C	M		C	M	M			
CBD.2/4/SH	S		S		P	M				
CBD.4/6/SH	C	C	M		C	M	M			
CBD.6/10	C	CP			C	M				
CBD.10/6	C	C			C	M				
CBD.16/25	C	C			C	M				
CBD.35	C	C			C	M				
CBC.2/4	P	M	S		C	S				
CBC.4/6	C	C	M		C	C	M			
CBC.35/50	C	C			C	C				
DAS.4/6...DAS.4/6/SS	C	C			C	C				
DSS.4/6	C	C	M		C	M				
CBR.2/4	P	M	S		S					

CABUR*										
	Markers mm									
		MG-CPM-03 41291 5x10	MG-CPM-03 41293 5x10	MG-CPM-04 41300M 5x10	MG-CPM-04 41391 6x10	MG-CPM-05 41490 5x10	MG-CPM-10 46392 5x12	MG-CPM-12 46390 4,2x8	STF-10 42810	
FVS.4/6	C		C	M		C	M			
FFS.4/6	C		C	M		C	M			
TLS.2/4	C		C			C				
TLE.2/4	C		C			C				
TLD.2/4	C		C			C				
TDE.2/4	C		C			C				
PCE.4/6/...	C		C	M		C	M			
PCE.4/4...	C		C			C				
SFR.4/6...SFR.4/6/C230	C		CP			C				
SFO.4/6...SFO.4/6/C230	C		CP	M		C	M			
FPC.10/16	C		C			C				
FPL.10/16...FPL.10/16/C230	C		C			C				
SFR.4/D1A...SFR.4/D3A	C		CP			C				
MPS.2/4/SW...MPS.2/4/SV	S		S			P				
MPS.4/6...MPS.4/6/SV	C		C			C				
SCB.4/6...SCB.8/10/CD	C		C			C				
AFO.2/1+1...AFO.2/2+2/TP	C		C			C				
PDF.2	C		C			C				
FDP.2	C		C			C				
CVF.4/6...CVF.4/6/TP	C		C			C				
TC/PO	S		S			P				
VPC.2/4	S		S			S				
VPD.2/	S		S			S				
GPM.95/BB...GPM.240/300/CC	C		C			C				
GPA.70...GPA.240	C		C			C				
ACB.70/BB...ACB.185/240/CC	C		C			C				
BCA.70/BB...BCA.120/185/CC	C		C			C				
MBL.50/6...MBL.150/12	C		C			C				
TEO.2/4	S		S			P				
TEO.4/6	C		C	M		C				
CBE.2/4	P	M	S			S				
TE.4/6/D...TE.50/D...TE.50/O	C		C			S				
RN.1/2,5										
RN.2/4	P	M	S			S				
RP.4/6	C		C			C				
RFI.2	C		C			C				
TR.2/4	P	M	S			S				
TR.4/6	P	M	S			S				
MAC.6/10...MAC.6/10/N	C		CP			C				
CAM...CAM/C	C		CP			C				
NCS	C		C			C				
NCV	C		C			C				
CNT.6...CNT.35	C		P			C				
HMM.1/2,5...HMM.1/2,5/2+2							P	M		
HMM.2/4...HMM.6/10							C	M		
HTE.2/4...HTE.6/10							C			
HMD.2N...HMD.2/4							C	P		
HMS.2/4							C			
HMF.4/6...HMF.4/6/L115							C			
EDM.2/4	S		S			P				
EDM.4/6...EDM.70/50/BC	C		C	M						
SV.2...SV.2/VS	S		S			P				
SV.4/6...SV.10/16	C		C			C				
CPS.4/6	C		C			C				
SCX.10/16...SCX.10/16-PI	C		C			C				
SFC.10/16	C		C			C				
SFL.10/16	C		C			C				
FLD.10/16/F5...FLD.10/16/D	C		C			C				
VLM.10/16...VLM.10/16/O	C		C			C				
VL.16...VL.16/O-M	C		C			C				
TC/DIN	S		S			P				
VNF.6/10...VNF.6/10/STP	C		C			C				
CDA.70/BC...CDA.185/BB	C		C			C				
BTU	C		P			C				
BT/3	C		P			C				
BT/2	C		P			C				
BT/DIN/PO	C		P			C				



# CHART

CONNECTWELL*										
	Markers mm									
	MG-CPM-01-41090N 5x10	MG-CPM-01-41091N 5x15	MG-CPM-01-41090N 5x10	MG-CPM-01-41094 5x7	MG-CPM-03-41291 5x10	MG-CPM-03-41293 5x10	MG-CPM-04-41390N 5x10	MG-CPM-04-41390N 5x10	MG-CPM-10-41692 5x12	MG-CPM-12-46390 5x9
CDB4/2(1)			S	S	P	P	M			
CMC2-2			S	S	P	P	M			
CGT6N			S	S	S					
CSCG10T			S	S	S					
CGT16N			S	S	S					
AS2.5/4			S	S	P	P	M			
CTU4U			S	S	P	P	M			
CTS6UCR			S	S	S					
CTS4UN			S	S	P	P	M			
CT25UCR			S	S	S					
CMDB4/2			S	S	S					
CSDL6U			S	S	S					
CSC2.5T1-2			S	S	P	P	M			
AS6			S	S	S					
CT25U			S	S	S					
CGT4UN			S	S	P	P	M			
CGT10N			S	S	S					
DDFL4UQLR24V			S	S	S					
DDFL4UEL			S	S	S					
CSC2.5T2-2			S	S	P	P	M			
CTS10U			S	S	S					
AS4/3			S	S	S					
CTS10USC			S	S	S					
AS2.5/3			S	S	P	P	M			
CENC16			S	S	S					
DDFL4U			S	S	S					
CTS2.5UNCR			S	S	P	P	M			
CDTTU			S	S	S					
CSC4T1-2			S	S	P	P	M			
CKT4U			S	S	S					
CSC4T2-2			S	S	S					
CSC64T			S	S	S					
CTS6U			S	S	S					
CSC4T			S	S	S					
CSCG2.5T			S	S	P	P	M			
CSFL6U			S	S	S					
CENC35			S	S	S					
CGT10U			S	S	S					
CSDL4U			S	S	S					
CSC6T			S	S	S					
CGT4U			S	S	S					
AS4/4			S	S	S					
AS4			S	S	S					
CTS4UNCR			S	S	S					
CTS6USC			S	S	S					
STH4			S	S	S					
CTS16U			S	S	S					
CSCG16T			S	S	S					
CSC6T1-2			S	S	S					
CSC2.5T			S	S	P	P	M			
ODL4U			S	S	S					
CMC1-2			S	S	S					
CDB6/2			S	S	S					
ODL4UA			S	S	S					
AS2.5			S	S	P	P	M			
ADL2.5			S	S	P	P	M			
CDB25/2			S	S	S					
CTS25U			S	S	S					
CDTTUSH			S	S	S					
CTS35UN			S	S	S					
CT35UCR			S	S	S					
CTS10UCR			S	S	S					
CMDB10/2			S	S	S					
CTS25UN			S	S	S					
CMDB6/2			S	S	S					
CGT35U			S	S	S					
CSC16T			S	S	S					
CTS95U	S	S	S	S			S	M		
CSC10T			S	S	S					
CTS35U			S	S	S					
CTS16UCR			S	S	S					
CTS50U	S	S	S	S			S	M		
CSFL4U			S	S	S					
STH4DT			S	S	S					

CONNECTWELL*										
	Markers mm									
	MG-CPM-01-41090N 5x10	MG-CPM-01-41091N 5x15	MG-CPM-01-41090N 5x10	MG-CPM-01-41094 5x7	MG-CPM-03-41291 5x10	MG-CPM-03-41293 5x10	MG-CPM-04-41390N 5x10	MG-CPM-04-41390N 5x10	MG-CPM-10-41692 5x12	MG-CPM-12-46390 5x9
CDB10/2					S	S	S			
ASF4					S	S	S			
DDFL4UE24V					S	S	S			
CSFL4UL24V					S	S	S			
DDDL4U					S	S	S			
DDFL4ULR					S	S	S			
CTS4UNCR					S	S	S			
CTS2.5UN					S	S	P	P	M	
CMDB6/2					S	S	S			
CTS2.5M				S						M
CTS4SC				S						M
CTS6				S						M
CTS6SC				S						M
CTSSRN5				S						M
CTS10SC										M
CTS16				S						M
CTS10				S						M

CONTA CLIP*										
	Markers mm									
	MG-CPM-01-41090N 5x10	MG-CPM-01-41091N 5x15	MG-CPM-02-41190N 5x10	MG-CPM-01-41094 5x7	STF-01 42801					
PK-TS 15/35	C	C	C	C	M					
ZRKG	C	C	C	C	M					
ZSLG	C	C	C	C	M					
ZSLN	C	C	C	C	M					
ZSRK	C	C	C	C	M					
ZVMAK	C	C	C	C	M					

ENTRELEC*										
	Markers mm									
	MG-CPM-01-41090N 5x10	MG-CPM-01-41091N 5x15	MG-CPM-01-41094 5x7	MG-CPM-02-41190N 5x10	MG-CPM-03-41291 5x10	MG-CPM-04-41390N 5x10	MG-CPM-05-41490 5x10	MG-CPM-12-46390 4.2x9	MG-CPM-13-41790 5x12	MG-CPM-15-42908 5x5
BAM 3								S	S	
BADL						C				
CS-R1								S	S	
D 2.5/5.D			C					C		
D2.5/5.I							C			C
D 2.5/6.D	P	C	C	C			C	C		M
D 6/8	C	C	C	C			C	C		M
D2.5-5.2L	P	S	S	S			C	S		M
D2.5-5P.4L	P	S	S	S			C	S		M
D2.2.5/6.DA (RC65)	P	S	S	S			C	S		M
D4/6 LNTD				C						M
D4-6 2L				C						M
D4-6P.2L				C						M
D6-8 2L	C	CP	CP	CP			C	CP		M
D6-8P.2L	C	CP	CP	CP			C	CP		M
DR/6								C		
MA2.5/5			C							
M 4/6...						C	C	M		
M 4/8						C	C			
M 6/8...						C	C			
M 6/9...						C	C			
M 10/10...						C	C			
M 16/12...						C	C			
M 35/16...						C	C			
MA 2.5/5 (RC510)	S	S	S	S	S	S		S	C	
MA 2.5/5D2 (RC510)	C	C	C	C	C	C		C	C	
PEAD										S
PEB										S
SNK serie										S

# CHART

## ENTRELEC\*

	Markers mm										
	MG-CPM-01 41090N 5x40	MG-CPM-01 41091N 5x45	MG-CPM-01 41094 5x7	MG-CPM-02 41190N 5x10	MG-CPM-03 41291 5x10	MG-CPM-04 41390N 5x10	MG-CPM-04 41391 6x10	MG-CPM-05 41990 5x10	MG-CPM-12 46390 4.2x6	MG-CPM-13 41790 5x12	MG-CPM-15 42898 5x5
SNK serie ZS										S S	
ZS4										S S	P
ZS6										S S	S P
ZS10										S S	S S
ZS16										S S	S S
ZS35										S S	S S
ZS70										S S	S S
ZS95										S S	S S
ZS4-R1										S S	P
ZS4-D2										S S	P
ZS4-D1										S S	P
ZS6-D2										S S	S P
ZS6-D1										S S	S P
ZS4-PE										S S	P
ZS6-PE										S S	S P
ZS10-PE										S S	S S
ZS16-PE										S S	S S
ZS35-PE										S S	S S
ZS70-PE										S S	S S
ZS95-PE										S S	S S
ZS4-S										S S	P
ZS4-S-T2										S S	P
ZS4-S-T2.3										S S	P
ZS4-S-R1										S S	S P
ZS4-S-T2-R1										S S	S P
ZS4-S-T2.3-R1										S S	P
ZS4-SP										S S	P
ZS4-SP-T2										S S	P
ZS4-SP-R1										S S	S P
ZS4-SP-T2-R1										S S	S P
ZS4-S-R2										S S	S P
ZS4-S-R3										S S	S S
ZS4-SF										S S	S P
ZS4-SF-T2										S S	S P
ZS4-SF-R1										S S	S P
ZS4-SF-R3										S S	S P
ZS4-SF-R2										S S	S P
ZS4-SF-R4										S S	S P
ZS4-SF1										S S	S S
ZS4-SF1-T2										S S	S S
ZS4-SF1-R1										S S	S S
ZS4-SF1-R3										S S	S S
ZS4-SF1-R2										S S	S S
ZS4-SF1-R4										S S	S S

## FINDER\*

	Markers mm		
	MG-CPM-03 41291 5x10	MG-CPM-04 41392 3x10	MG-CPM-11 46392 6x12
38.51...	C C		
38.52...	C	C	
38.61...	C C		
38.62...		C	
38.31...		C	
38.21...	C C		
38.41...	C	C	
38.81...	C C		
39.11...		C	
39.20...		C	
39.31...		C	
39.81...		C	
39.91...		C	
48.61...		C	
58.32...		C	
58.33...		C	
58.34...		C	
93.02...		C	
93.03...			

## FINDER\*

	Markers mm		
	MG-CPM-03 41291 5x10	MG-CPM-04 41392 3x10	MG-CPM-11 46392 6x12
93.21...	C C		
93.61...		C	
93.62...		C	
93.68...		C	
094.91.3		C	
095.91.3		C	
77.01...		C	
78.50...		C	
80.01...		C	
83.01...		C	
83.41...		C	

## KLEMNSAN\*

	Markers mm					
	MG-CPM-01 41090N 5x10	MG-CPM-01 41091N 5x15	MG-CPM-02 41190N 5x10	MG-CPM-01 41094 5x7	MG-CPM-11 46392 6x12	MG-CPM-12 46391 4.2x6
WGD 1	C	C	C	C		
KD 3	C	C	C	C		
KD 4	C	C	C	C		
MVK series					C C	
AVK series	C	C	C	C		
PYK					C C	
PYKMR	C	C	C	C		
PYK TEST	C	C	C	C		
YBK series	C	C	C	C		
MYK series	C	C	C	C		
YBK series					C C	
PCY series					C C	
PIK series	C	C	C	C		
AVK series					C C	
WGL 1	C	C	C	C		

## LEGRAND\*

	Markers mm	
	MG-CPM-09 41590 5x10	MG-CPM-07 41691 5x10
Serie Viking 3	MF	
Viking 370	S	

## MORSETTITALIA\*

	Markers mm		
	MG-CPM-01 41090N 5x10	MG-CPM-12 46391 4.2x6	MG-CPM-13 41790 5x12
Serie EURO	S	S	S
Serie EURO QM			S



# CHART

## PHOENIX CONTACT\*

	Markers mm					
	MG-CPM-03 41291 5X10	MG-CPM-04 41392 3X10	MG-CPM-04 41390M 5X10	MG-CPM-04 41391 5X10	MG-CPM-07 41691 5X10	MG-CPM-07 41692 3X10
UK 2.5 LOER	C	C				M
UK 2.5 N	S	P	M			M
UK 3	S	P	M			M
UK 3 - EX	S	P	M			M
UK 3 - RETURN	S	P	M			M
UK 3 - RETURN - PE	S	P	M			M
UK 3 - TWIN	S	P	M			M
UK 3 - TWIN - PE	S	P	M			M
UK 3 N	S	P	M			M
UK 4	C	C	P			M
UK 4 - TG	C	C	P			M
UK 4 - TG - LOER - P/P	C	C	P			M
UK 4 FS / FS	C	C	P			M
UK 4 FSR	C	C	P			M
UK 4 LOER	C	C	P			M
UK 4 TP	C	C	P			M
UK 4 TP / TP	C	C	P			M
UK 5	C	C	C			M
UK 5 - HESI	C	C	C			M
UK 5 - MTK - P/P	C	C	C			M
UK 5 - R - L	C	C	C			M
UK 5 - TWIN	C	C	C			M
UK 5 - TWIN - EX	C	C	C			M
UK 5 / R - DRAHT	C	C	C			M
UK 5 N	C	C	C			M
UK 5 RETURN	C	C	C			M
UK 5 RETURN - PE	C	C	C			M
UK 5 TWIN	C	C	C			M
UK 5 TWIN - PE	C	C	C			M
UK 6	C	C	C			M
UK 6 N	C	C	C			M
UK 6.3 HESI	C	C	C			M
UK 10	C	C	C			M
UK 10 - DREHSI	C	C	C			M
UK 10 - EX	C	C	C			M
UK 10 - N-PE / N	C	C	C			M
UK 10 - PLUS	C	C	C			M
UK 10 - PLUS - PE	C	C	C			M
UK 10 - TWIN	C	C	C			M
UK 10 - TWIN - PE	C	C	C			M
UK 10 N	C	C	C			M
UK 10 RETURN	C	C	C			M
UK 10 RETURN - PE	C	C	C			M
UK 10.3 - HESI	C	C	C			M
UK 16	C	C	C			M
UK 16 - EX	C	C	C			M
UK 16 - PE / N	C	C	C			M
UK 16 N	C	C	C			M
UK 16 N - EX	C	C	C			M
UK 16 N - PE / N	C	C	C			M
UK 35	C	C	C			M
UK 35 - EX	C	C	C			M
UK 35 - PE / N	C	C	C			M
UK SI	C	C	C			M
UKB 4 FS ...	C	C	C			M
UKD 4 PE	C	C	C			M
UKH 25	C	C	C			M
UKH 50	C	C	C			M
UKH 50 - PE / N	C	C	C			M
UKH 95	C	C	C			M
UKH 95 - PE / N	C	C	C			M
UKH 150	C	C	C			M
UKH 240	C	C	C			M
UKK 3	S	S	C			M
UKK 4 - FS	C	C	P			M
UKK 4 - FS / FS	C	C	P			M
UKK 5	C	C	C			M
UKK 5 - DIO	C	C	C			M
UKK 5 - TG	C	C	C			M
UKK 5 -2 -DIO	C	C	C			M
UKK 5 -LA	C	C	C			M
UKKB 3	S	P	M			M
UKKB 5	C	C	C			M
UKKB 10	C	C	C			M

## PHOENIX CONTACT\*

	Markers mm					
	MG-CPM-03 41291 5X10	MG-CPM-04 41392 3X10	MG-CPM-04 41390M 5X10	MG-CPM-04 41391 5X10	MG-CPM-07 41691 5X10	MG-CPM-07 41692 3X10
UKKB 10 / 2.5	C	C	C			M
UKKB 10 / 2.5 - PE	C	C	C			M
UKN 2.5	C	C	C			M
UKN 4	C	C	P			M
UKN 5	C	C	C			M
UKN 10 (N)	C	C	C			M
UKN 16	C	C	C			M
UKN 16N	C	C	C			M
UKN 35	C	C	C			M
UKSN	C	C	C			M
URK - ND	C	C	C			M
URK - ND 2	C	C	C			M
URKN	C	C	C			M
URKN - A	C	C	C			M
URKN / S	C	C	C			M
URTK - BEN	C	C	C			M
URTK / S	C	C	C			M
URTK / S - BEN	C	C	C			M
URTK / SS	C	C	C			M
URTKD / SP	C	C	C			M
USED 16	C	C	C			M
USED 27	C	C	C			M
USEN 14	C	C	C			M
USEN 18	C	C	C			M
USK / S6SK	C	C	C			M
USK 4 FSR...	C	C	P			M
USLKG 2.5	S	S				M
USLKG 2.5 - N	S	S				M
USLKG 3	S	S				M
USLKG 4	C	C	P			M
USLKG 5	C	C	C			M
USLKG 10 (N)	C	C	C			M
USLKG 16	C	C	C			M
USLKG 16 N	C	C	C			M
USLKG 35	C	C	C			M
USLKG 50	C	C	C			M
USLKG 95	C	C	C			M
UT 4	C	C	P			M
UT 4 BU	C	C	P			M
UT 4 YE	C	C	P			M
UT 4-MTD BU	C	C	P			M
UT 4-MTD-PE	C	C	P			M
UTTB 2,5						M
UTK 35	C	C	C			M
UXKK 4	C	C	C			M
VBSN 4 FS ....	C	C	C			M
VBST 4 FS / FS	C	C	C			M
VIOK 1.5	C	P	C			M
VIOK 1.5-2D	C	P	C			M
VIOK 1.5-3D/PE	C	P	C			M
VIOK 1.5-D/TG/D/PE	C	P	C			M
VIOK 1.5-LA	C	P	C			M
ZDIK 1.5				C		M
ZFDK 2.5	C	C				M
ZFDK -PE	C	C				M
ZFK 1.5		P				M
ZFK 2.5 - PE	C	C				M
ZFK 2.5 - PE / L / N	C	C				M
ZFK 2.5 - TWIN	C	C				M
ZFK 2.5 - TWIN - PE	C	C				M
ZFK 4	C	C	P			M
ZFK 4 - PE	C	C	P			M
ZFK 4 - TG	C	C	P			M
ZFK 6	C	C	C			M
ZFK 16	C	C	C			M
ZFK 14	C	C	C			M
ZFKK 2.5 (-MT)	C	C	C			M
ZFKN 4	C	C	C			M





# CHART

WAGO*											
	Markers mm										
	MG-CPM-01 41093 3x10	MG-CPM-01 41090H 5x10	MG-CPM-01 41091H 5x15	MG-CPM-01 41094 5x7	MG-CPM-02 4190H 5x10	MG-CPM-03 4193 5x10	MG-CPM-04 4190H 5x10	MG-CPM-12 46391 4,2x6	MG-CPM-12 46390 4,2x8	STF	
										MG-CPMF 43093 10,5x105	
										MG-CPMF 43095 4,6x118	
										MG-VVB 16090 7x105	
280-676					P	M	C			M	
280-681					P	M	C			M	
280-683					P	M	C			M	
280-684					P	M	C			M	
280-685					P	M	C			M	
280-687					P	M	C			M	
280-695					P	M	C			M	
280-830					P	M	C			M	
280-831					P	M	C			M	
280-832					P	M	C			M	
280-833					P	M	C			M	
280-834					P	M	C			M	
280-835					P	M	C			M	
280-836					P	M	C			M	
280-837					P	M	C			M	
280-869					P	M	C			M	
280-870					P	M	C			M	
280-871					P	M	C			M	
280-874					P	M	C			M	
280-875					P	M	C			M	
280-876					P	M	C			M	
280-878					P	M	C			M	
280-880					P	M	C			M	
280-881					P	M	C			M	
280-882					P	M	C			M	
280-883					P	M	C			M	
280-884					P	M	C			M	
280-885					P	M	C			M	
280-901					P	M	C			M	
280-902					P	M	C			M	
280-903					P	M	C			M	
280-904					P	M	C			M	
280-905					P	M	C			M	
280-906					P	M	C			M	
280-907					P	M	C			M	
280-912					P	M	C			M	
280-946					P	M	C			M	
281-601					C	C				M	
281-604					C	C				M	
281-607					C	C				M	
281/611					C	C				M	
281-631					C	C				M	
281-652					C	C				M	
281-653					C	C				M	
281-654					C	C				M	
281-657					C	C				M	
281-659					C	C				M	
281-660					C	C				M	
281-663					C	C				M	
281-664					C	C				M	
281-666					C	C				M	
281-668					C	C				M	
281-678					C	C				M	
281-679					C	C				M	
281-681					C	C				M	
281-683					C	C				M	
281-684					C	C				M	
281-685					C	C				M	
281-686					C	C				M	
281-687					C	C				M	
281-901					C	C				M	
281-902					C	C				M	
281-903					C	C				M	
281-904					C	C				M	
281-905					C	C				M	
281-906					C	C				M	
281-907					C	C				M	
281-912					C	C				M	
282-601					C	C				M	
282-604					C	C				M	
282-607					C	C				M	
282-681					C	C				M	
282-682					C	C				M	
282-684					C	C				M	

WAGO*											
	Markers mm										
	MG-CPM-01 41093 3x10	MG-CPM-01 41090H 5x10	MG-CPM-01 41091H 5x15	MG-CPM-01 41094 5x7	MG-CPM-02 4190H 5x10	MG-CPM-03 4193 5x10	MG-CPM-04 4190H 5x10	MG-CPM-12 46391 4,2x6	MG-CPM-12 46390 4,2x8	STF	
										MG-CPMF 43093 10,5x105	
										MG-CPMF 43095 4,6x118	
										MG-VVB 16090 7x105	
282-687					C	C				M	
282-901					C	C				M	
282-902					C	C				M	
282-904					C	C				M	
282-907					C	C				M	
283-602					C	C				M	
283-604					C	C				M	
283-607					C	C				M	
283-609					C	C				M	
283-671					C	C	MF	MF		M	
283-672					C	C				M	
283-674					C	C				M	
283-677					C	C				M	
283-901					C	C				M	
283-902					C	C				M	
283-904					C	C				M	
283-907					C	C				M	
284-601					C	C				M	
284-604					C	C				M	
284-607					C	C				M	
284-681					C	C				M	
284-682					C	C				M	
284-684					C	C				M	
284-687					C	C				M	
284-901					C	C				M	
284-902					C	C				M	
284-904					C	C				M	
284-907					C	C				M	
285-601					C	C				M	
285-605					C	C				M	
698-281					C	C				M	
150-603							S				
290-681					P	M	C				
750-xxx	S	S	C	S						M	
769-237	S	S	C	S						M	
769-176	C									M	
775-641										M	
777-641										M	
870-501	S		C	S				C		M	
870-507	S		C	S				C		M	
870-531	S		C	S				C		M	
870-538	S		C	S				C		M	
870-551	S		C	S				C		M	
870-567	S		C	S				C		M	
870-831	S		C	S				C		M	
870-901	S		C	S				C		M	
880-901	S		C	S	P	M	S				
AKZ 4...J AKB 4...	C	C	C	C	M						
DLA 2.5	C	C	C	C	M						
DLD 2.5	C	C	C	C	M						
DLU 2.5	C	C	C	C	M						
EK 2.5	C	C	C	C	M						
EK 6	CP	CP	CP	CP	M						
EK 10	C	C	C	C	M						
EK 16	C	C	C	C	M						
EK 35	C	C	C	C	M						
EW15	C	C	C	C	M						
EW35	C	C	C	C	M						
EWK1	C	C	C	C	M						
EWK2	C	C	C	C	M						
IAK 1.5N 3L	S	S	S	S	M						
IDK 1.5	S	S	S	S	M						
IDK 1.5N	S	S	S	S	M						
IDK 1.5N/V	S	S	S	S	M						
IDU 1.5N	S	S	S	S	M						
IDU 2.5N	C	C	C	C	M						
IEK 1.5N	S	S	S	S	M						
IHK 1.5N	S	S	S	S	M						
IPE 1.5N	S	S	S	S	M						
WAGO I/O SYSTEM 750								P			
Serie 870/X-Com/TJS/264								P			

# CHART

WEIDMÜLLER*										
	Markers mm				5,2x105	1740	7,5x40			
	MG-CPM-01 41092	MG-CPM-01 41090N	MG-CPM-01 41091N	MG-CPM-02 41190N						
AKZ 4./AKB 4...	C	C	C	C						
A4C...	C	C	C	C						
A2C 1.5	C		C	C						
AIO22.....	C	C	C	C						
DLA 2.5	P	C	C	C						
DLD 2.5	P	C	C	C						
DLI 2.5	P	C	C	C						
EK 2.5	C	C	C	C						
EK 6	CP	CP	CP	CP						
EK 10	C	C	C	C						
EK 16	C	C	C	C						
EK 35	C	C	C	C						
EW15	C	C	C	C						
EW35	C	C	C	C						
EWK1	C	C	C	C						
EWK2	C	C	C	C						
IAK 1.5N 3L	S	S	S	S						
IDK 1.5	P	S	S	S						
IDK 1.5N	P	S	S	S						
IDK 1.5N/V	P	S	S	S						
IDU 1.5N	P	S	S	S						
IDU 2.5N	P	P	C	C						
IEK 1.5N	P	S	S	S						
IHK 1.5N	P	S	S	S						
IPE 1.5N	P	S	S	S						
IPE 2.5N	C	C	C	C						
ITR 1.5N	S	S	S	S						
LP2N 5.08/06/90 3.25N OR BX			C							
MAK 2.5	P	C	C	C						
Mak 2.5/VLI 1.5	P	C	C	C						
NT 4	C	C	C	C						
NT 6	CP	CP	CP	CP						
NT 10	C	C	C	C						
NT 16	C	C	C	C						
PPV...	C	C	P	C						
SAI-M16 / M23 in SAI-M8	C	C	C	C						
SAK 2.5	P	C	C	C	M	M				
SAK 4	C	C	C	C	M	M				
SAK 6	CP	CP	CP	CP	M	M				
SAK 10 (PA)	C	C	C	C	M	M				
SAK 16	C	C	C	C	M	M				
SAK 35	C	C	C	C	M	M				
SAK 70	C	C	C	C	M	M				
SAK 95	C	C	C	C	M	M				
SAKA 10	C	C	C	C	M					
SAKB 10	C	C	C	C	M					
SAKC 4	C	C	C	C	M					
SAKC 10	C	C	C	C	M					
SAKD 2.5 N	P	S	S	S	M					
SAKG 28	C	C	C	C	M					
SAKG 32	C	C	C	C	M					
SAKG 40	C	C	C	C	M					
SAKG 46	C	C	C	C	M					
SAKG 54	C	C	C	C	M					
SAKG 70	C	C	C	C	M					
SAKR	C	C	C	C	M					
SAKRD	C	C	C	C	M					
SAKS 1	C	C	C	C	M					
SAKS 2	C	C	C	C	M					
SAKS 3	C	C	C	C	M					
SAKS 4	C	C	C	C	M					
SAKS 5	C	C	C	C	M					
SAKT 1	CP	CP	CP	CP	M					
SAKT 2	CP	CP	CP	CP	M					
SAKT 4	C	C	C	C	M					
SCHT5					S					
SCHT55						S				
SS 6	C	C	C	C						
SS 8	C	C	C	C						
SS 10	C	C	C	C						
SS 12	C	C	C	C						
TOP 2.5	P	C	C	C						
TOP 4	C	C	C	C						
TRZ24VDC			C							

WEIDMÜLLER*										
	Markers mm				5,2x105	1740	7,5x40			
	MG-CPM-01 41092	MG-CPM-01 41090N	MG-CPM-01 41091N	MG-CPM-02 41190N						
VLI 2.5	P	C	C	C						
WDK 2.5	P	S	S	S						
WDK 2.5 800V	P	C	C	C						
WDK 2.5N	P	S	S	S						
WDK 4N	C	C	C	C						
WDL 2.5	P	C	C	C						
WDL 2.5 / S	P	C	C	C						
WDT 1.5	P	C	C	C						
WDTR 2.5	P	C	C	C						
WDU 1.5	P	S	S	S						
WDU 1.5 BLA	P	S	S	S						
WDU 1.5 LD/BLA	P	S	S	S	M					
WDU 1.5/BLZ 5.08	P	S	S	S	M					
WDU 1.5/BLZ R7.62	P	S	S	S	M					
WDU 1.5/BLZ/LD/5.08	P	S	S	S	M					
WDU 1.5ZZ	P	S	S	S	M					
WDU 2.5	P	S	S	S	M					
WDU 2.5 F	P	S	S	S	M					
WDU 2.5 FF	P	S	S	S	M					
WDU 2.5 N	P	S	S	S	M					
WDU 2.5 TC	P	S	S	S	M					
WDU 2.5/1.5ZZ	P	S	S	S	M					
WDU 4	C	C	C	C	M					
WDU 4N	C	C	C	C	M					
WDU 6	C	C	C	C	M					
WDU 10	C	C	C	C	M					
WDU 10SL	C	C	C	C	M					
WDU 16	C	C	C	C	M					
WDU 35 N	C	C	C	C	M					
WDU 70/95	C	C	C	C	M					
WDU 95N	C	C	C	C	M					
WDU 120/150	C	C	C	C	M					
WDU 240	C	C	C	C	M					
WEV 35/2	C	C	C	C	M					
WFF 35	C	C	C	C	M					
WFF 70	C	C	C	C	M					
WFF 120	C	C	C	C						
WFF 185	C	C	C	C						
WFF 300	C	C	C	C						
WKF-MG-CPM-04										
WIN BLOCK	C	C	C	C						
WNT 2.5	P	S	S	S						
WNT 4	C	C	C	C						
WNT 6	C	C	C	C						
WNT 10	C	C	C	C						
WPE 1.5	P	S	S	S						
WPE 1.5/ZZ	P	S	S	S						
WPE 2.5	P	S	S	S						
WPE 2.5/1.5/ZR	P	C	C	C						
WPE 4	C	C	C	C						
WPE 6	C	C	C	C						
WPE 10	C	C	C	C						
WPE 16	C	C	C	C						
WPE 35	C	C	C	C						
WSI 6	C	C	C	C						
WSI 6/2	C	C	C	C						
WTL 6/1	C	C	C	C						
WTL 6/2	CP	CP	CP	CP						
WTR 2.5	P	C	C	C						
ZBLD 2.5/1.5	C	P	C	C						
ZDK 2.5/1.5	C	P	C	C						
ZDK 2.5/1.5 DU-PE	C	P	C	C						
ZDK 2.5/1.5 N-PE	C	P	C	C						
ZDK 2.5/1.5 V / E	C	P	C	C						
ZDK 2.5/1.5/E	C	P	C	C						
ZDK 2.5/1.5/E BL	C	P	C	C						
ZDK 2.5/1.5/LD/1	C	P	C	C						
ZDK 2.5/1.5/LD/2	C	P	C	C						
ZDK 2.5/1.5N-PE/E	C	P	C	C						
ZDK 2.5/1.5D1...6	C	P	C	C						
ZDK 2.5/1.5N-DU	C	P	C	C						
ZDK 2.5/1.5N-DU/E	C	P	C	C						
ZDK 2.5/1.5N-DU-PE/E	C	P	C	C						
ZDK 2.5/1.5PE	C	P	C	C						

# CHART

WEIDMÜLLER*										
	Markers mm									
	MG-CPM-01 41092 3X0	MG-CPM-01 41090N 5x10	MG-CPM-01 41091N 5x15	MG-CPM-01 41094 5x7	MG-CPM-02 41190N 5x10	STF-01 4207 agarrico	MG-CPMF 43394 5,2x105	MG-TAR 45094 17x40	MG-TAR 45098 7,5x40	
ZDK 2.5/1.5V	P	C	C							
ZDKB	C	C	C							
ZDKS	C	C	C							
ZDL 2.5 / 1.5	P	C	C							
ZDL 2.5 / 1.5 V	P	C	C							
ZDU 1.5										
ZDU 2.5 2.5/10	P	C	C	C						
ZDU 2.5/2x2AN	P	C	C							
ZDU 2.5/2x2AN (E) BL	P	C	C							
ZDU 2.5/2x2AN/10	P	C	C							
ZDU 2.5/2x2AN/D	P	C	C							
ZDU 2.5/2x2AN/E	P	C	C							
ZDU 2.5/2x2AN/LD	P	C	C							
ZDU 2.5/3AN	P	C	C	C						
ZDU 2.5/3AN (E) BL	P	C	C							
ZDU 2.5/3AN/10	P	C	C							
ZDU 2.5/3AN/E	P	C	C							
ZDU 2.5/4AN	P	C	C	C						
ZDU 2.5/4AN (E) BL	P	C	C							
ZDU 2.5/4AN/10	P	C	C							
ZDU 2.5-2/3	P	C	C							
ZDU 2.5-2/3AN (E) BL	P	C	C							
ZDU 2.5-2/4AN (E)	P	C	C							
ZDU 2.5-2/3AN (E) BL	C	C	C							
ZDU 2.5-2/4AN (E)	C	C	C							
ZDU 2.5-2/4AN (E) BL	P	C	C							
ZDU 2.5 (E)	P	C	C							
ZDU 2.5 (E) BL	P	C	C							
ZDU 2.5-2	P	C	C							
ZDU 4	C	C	C							
ZDU 6	CP	CP	CP							
ZDU 10 NT	C	C	C							
ZDU 16 16/3AN	C	C	C							
ZDU 35	C	C	C							
ZDUA 2.5-2 (E)	P	C	C							
ZDUA 2.5-2 (E) BL	P	C	C							
ZDUB 2.5 / 2-2/4AN	P	C	C							
ZDUB 2.5 / 2AN	P	C	C							
ZDUB 2.5-2/2AN	P	C	C							
ZIA 1.5/.....	C	C	C							
ZK3S	C	C	C							
ZKB	C	C	C							
ZKS	C	C	C							
ZPE 2.5/4AN	P	C	C	C						
ZPE 2.5	P	C	C							
ZPE 2.5/3AN	P	C	C							
ZPE 2.5/3AN/E	P	C	C							
ZPE 2.5/4AN	P	C	C							
ZPE 2.5/4AN/E	P	C	C							
ZPE 2.5/E	P	C	C							
ZPE 2.5-2 (E)	P	C	C							
ZPE 2.5-2/3AN	P	C	C	C						
ZPE 2.5-2/3AN/E	P	C	C							
ZPE 2.5-2/4AN	P	C	C							
ZPE 35	C	C	C							
ZPEA -2/E	C	C	C							
ZRV 1.5	P	C	C							
ZRV 1.5PE	C	C	C							
ZSI 2.5	P	C	C							
ZSI 2.5/2	P	C	C							
ZSLD 2.5/1.5	P	C	C							
ZTR 2.5	P	C	C	C						
ZTR 2.5 D	P	C	C							
ZTR 2.5/3AN	P	C	C							
ZVL 1.5 .....	P	C	C	C						

WIELAND*										
	Markers mm									
	MG-CPM-05 4190 5x10	MG-CPM-05 4194 5x10	STF-05 42805							
WT 2,5	P	M	M							
WT 4	C	C	M							
WT 6	C	C	M							
WT 10	C	C	M							
WT 16	C	C	M							
WTP 2,5/4	P	M	M							
WTP 6/10	C	C	M							
WK 2,5/ U	P	M	M							
WK 4/ U	C	C	M							
WK 6/ U	C	C	M							
WK 8/ U	C	C	M							
WK 10/ U	C	C	M							
WK 25/ U	C	C	M							
WK 35/ U	C	C	M							
WKFN 16/35	C	C	M							
WKFN 2,5 D	C	C	M							

WOERTZ*										
	Markers mm									
	MG-CPM-01 41092 3X0	MG-CPM-01 41090N 5x10	MG-CPM-02 41190N 5x10	MG-CPM-01 41094 5x7	MG-CPM-11 46392 6x12					
30544 / 4 V	C	C	C	C						
30544 / 6 V	C	C	C	C						
30544 / 10 V	C	CP	CP	CP						
30800	C	C	C	C						
30840										
30841	C	C	C	C						
30842	C	C	C	C						
30843	C	C	C	C						
30844	C	C	C	C						
3430	C	C	C	C						
35310/4V	C	C	C	C						

\* The trademark belongs to the respective Company and is used in this document only to purpose the identification of the respective technical characteristics and compatibility with the products manufactured by CEMBRE.

# QUALITY

## INDELIBILITY

### CEI EN 60950-1

Information technology equipment - Safety  
Part 1: General requirements  
§ 1.7.11 Durability

Compliance is checked by inspection and by rubbing the marking by hand for 15 s with a piece of cloth soaked with water and again for 15 s with a piece of cloth soaked with Hexane.

After this test, the marking shall be legible; it shall not be possible to remove marking plates easily and they shall show no curling.

### CEI EN 61010-1 Ed.2 equivalent to VDE 0411-1

Safety indications for electric devices  
for measurement, control and laboratory use  
Part 1: General indications

This regulation requires that both material and the print shall withstand cleaning with chemical agents commonly used in industry.

By rubbing manually by hand, without excessive pressure, for 30 seconds with a cloth soaked in the specific detergent or, if not specified, Isopropyl Alcohol.

## CEMBRE INTERNAL TEST

This test was created to simulate cleaning with chemical products commonly used on various surfaces.

By wiping with a cloth soaked in 95% Ethanol 30 times and making a visual inspection after every 10 passes.

## SALINE MIST

### UNI EN ISO 9227

Environmental Testing  
Part 2: Tests - Test Ka: Salt mist

The test methods listed by the standard are the following:

- Concentration of  $50 \pm 5$  g/l of Sodium Chloride;
- pH of the solution between 6.5 and 7.2;
- Temperature inside the cabin  $35 \pm 2^\circ\text{C}$ .

Self-adhesive media are applied to plastic surfaces, while cable markers are applied to cables with PVC insulation.

After the test, the samples must undergo a visual examination and, if necessary, electrical and mechanical controls as required by appropriate regulations. At the end of the test, the print should still be legible.

## Test methods

conforming to the edition of the standard current at the time of testing

## RESISTANCE TO SOLVENT VAPOUR

### CEI EN 60464-2

Resistance to solvent vapour is verified by the condition of the test sample following exposure.

The standard requires the sample to be placed in a container of the specified solvent.

The test samples must be suspended vertically with the lower edge around

150 mm above the surface of the test solvent. During the exposure, the liquid must not evaporate completely and, if necessary, must be topped up. The temperature of the test solvent must be  $23 \pm 2^\circ\text{C}$  and the duration of exposure must be  $168\text{h} \pm 1$  (seven days). After removal from the container, each test sample must be examined to determine whether there has been any change in appearance, loss of adherence of the sub layer, exfoliation, detachment, bulging or other signs of deterioration.

Solvents used by CEMBRE are: Acetone (not for PVC material), Ethanol, Hexane

Excepting PET transparent material.

## RESISTANCE TO ABRASION

### DIN 30643

This standard specifies a test method to determine resistance to rubbing and abrasion of printed flat surfaces that are exposed to mechanical forces such as rubbing and chemical stresses such as cleaning fluids.

After testing the print should be legible to the naked eye.

The following materials printed with the MG2-EPTR 991611 Premium Black Ribbon are certified DIN 30643-A-S-3:

- Rigid flat White PVC  
MG-TAP, MG-TAA, MG-TAR, MG-DOG, MG-PTS, MG-PTSA, MG-ETF, MG-TPMF, MG-TAPW, MG-PLC, MG17.5-R, MG2-17.5-R, MG17.5-A, MG2-17.5-A, MG-VRT-R, MG2-VRT-R, MG-VRT-AH, MG2-VRT-AH, MG-SIGNS-A, MG-CPMF.
- Rigid flat White Polycarbonate  
MG-TAA-HF, MG-TAP-HF, MG-PTS-HF, MG-PTSA-HF, MG-ETF-HF, MG-TPMF-HF, MG-DOG-HF, MG-VRT-A-HF, MG2-VRT-A-HF, MG-VRT-AH-HF, MG2-VRT-AH-HF
- White Polycarbonate  
MG-CPM, MG-TDM, MG2-TDMO
- White PVC film  
MG-VYT, MG2-VYT, MG-17.5-VY, MG-17.5-SB, MG-SIGNS-VY, MG-CPMFA
- White Polyester film  
MG-PYT, MG-17.5-PY, MG-SIGNS-PY
- Yellow PVC coated fabric  
MG-VCT

**UV RESISTANCE**

## UNI EN ISO 4892-2

Methods of exposure to laboratory light sources  
Part 2: Xenon arc lamps

- Exposure to artificial laboratory light, in Solarbox model 1500E.
- The properties of the material and the legibility of the print are verified after the test.
- Temperature of black panel:  $65^{\circ}\text{C} \pm 3^{\circ}\text{C}$
- Exposure: continuous
- Radiation:  $550 \text{ W/m}^2$
- Xenon 1500 W lamp
- Borosilicate 280 mm filter (outdoor)
- External testing temperature:  $20^{\circ}\text{C} \pm 5^{\circ}\text{C}$

**EFFECT OF AGEING**

## CEI 16-7

Elements to identify terminals and cable endings  
Paragraph 7.4 Thermal tests

20 samples per type and size are used, applied on cylindrical steel barrels approx. 100 mm long: 10 of the minimum diameter and 10 of the maximum diameter of the cable used with the element. The samples are then located in a climatic chamber and held for 5 hours at the maximum usage temperature expected, then left to cool to room temperature.

At the end of the test, all of the samples should show substantial dimensional stability. None of the samples, especially those in temperature regulating material, should have breaks or cracks.

Small deformations are allowed. Where applicable, it should be possible to remove and replace elements tested in holders.

Conformity is verified by visual examination.

**EFFECT OF IMMERSION IN LIQUID CHEMICALS**

## UNI EN ISO 175

## Test methods to determine the effects of immersion in chemicals

The standard specifies methods for exposing plastic test samples to liquid chemical agents and for determining changes in characteristics caused by this exposure. It includes the immersion test for 24 hours of the entire surface of the test sample and applies to all solid plastic materials, submitted in the form of printed or extruded materials, plates, pipes, bars or sheets with a thickness greater than 0.1 mm.

The test samples are completely immersed in a test liquid for a specified time and temperature.

Their characteristics are determined before immersion, after removal from the liquid and after drying.

The test methods specified are the following:

- Changes in mass, dimensions and appearance, immediately after removal from the liquid and after drying
- Change in the physical characteristics (mechanical, thermal, optical, etc.) immediately after removal from the liquid and after drying.
- The quantity of liquid absorbed.

Chemicals used by CEMBRE: Hydrochloric acid, Nitric acid, Hydrofluoric acid

Standard test methods carried out by CEMBRE.  
For tests carried out on specific media,  
datasheets are available upon request or via our website.

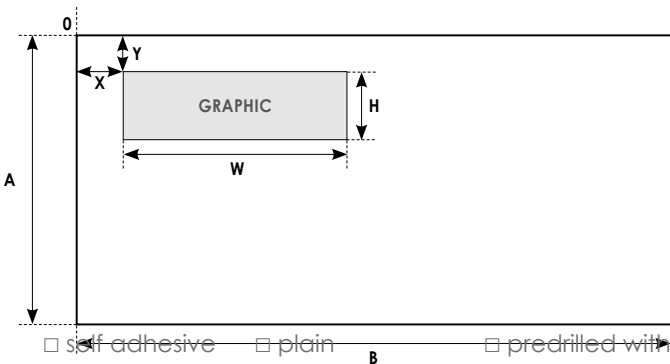


## CUSTOMER INFORMATION

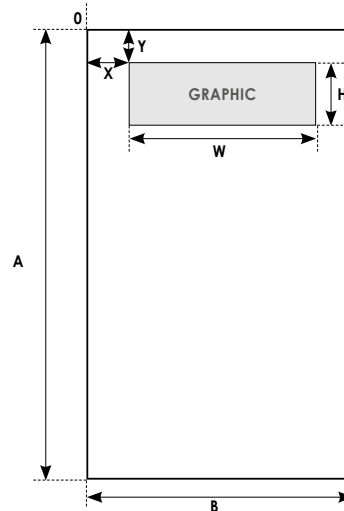
Contact name .....  
 Company.....  
 Address .....  
 City .....Postcode.....  
 Phone.....Fax.....  
 E-mail.....

## MEDIUM

Part code.....  
 Landscape Size mm **A**..... **B**.....  
 Portrait Size mm **A**..... **B**.....



self adhesive  plain  predrilled with holes  
 Colour.....



## GRAPHIC

GRAPHIC Area **W**.....x **H**..... mm  
 GRAPHIC Position **X**.....x **Y**..... mm  
 GRAPHIC Colour references (Pantone®, RAL...).....  
 GRAPHIC Vector file (Adobe Illustrator .ai, Corel Draw .cdr, AutoCAD .dxf)  
 Sample PLATE (eg. currently used)

## ORDER

First order quantity .....Annual consumption.....  
 Date sent ..... Authorised by.....  
 Signature.....

## Pre-embossed tags specification

for inox tags

## CUSTOMER INFORMATION

Contact name .....

Company.....

Address .....

City .....Postcode.....

Phone .....Fax .....

E-mail.....

## SERVICE

- SMP01A10X90 Quantity:.....
- SMP01A20X90 Quantity:.....

Attach the xls file (Excel) to the request with the detailed description of the text to be embossed for each single plate.

See example:

	A	B
1	BFI01	
2	BFI02	
3	BFI03	
4	BDS01	
5	BDS02	
6	BDS03	
7	BDS04	
8	BKV01	
9	BKV02	
10	BKV03	
11	BKV04	
12	BKV05	
13	BKV06	
14	BKV07	
15	BKV08	
16	BHV01	
17	BHV02	
18	BHV03	
19	BHV04	
20	BHV05	
21	BHV06	
22	BHV07	
23	BHV08	
24	BHV09	
25	BHV10	

## ORDER

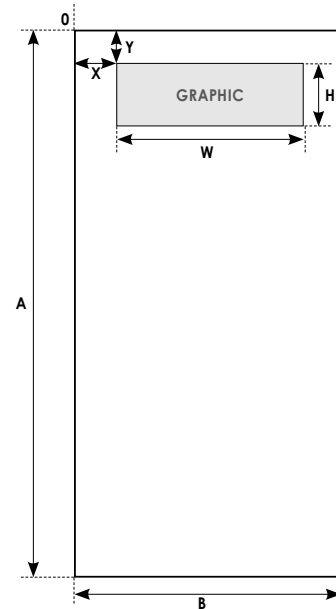
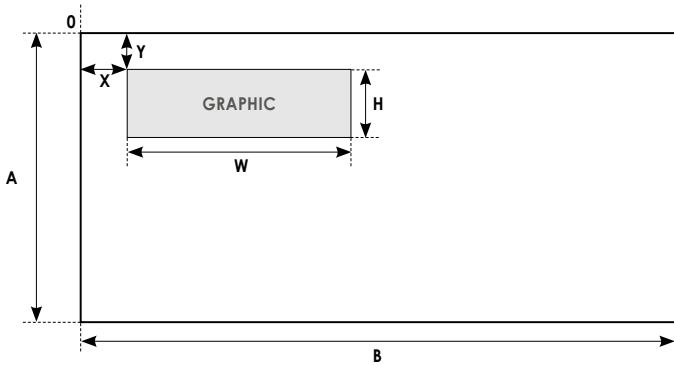
Date..... Signature .....

## CUSTOMER INFORMATION

Contact name .....  
 Company.....  
 Address .....  
 City .....Postcode.....  
 Phone ..... Fax .....  
 E-mail.....

## LABEL

Part code.....  
 Landscape Size mm **A**..... **B**.....  
 Portrait Size mm **A**..... **B**.....



## GRAPHIC

GRAPHIC Area **W**.....x **H**..... mm  
 GRAPHIC Position **X**.....x **Y**..... mm  
 GRAPHIC Colour references (Pantone®, RAL...) .....  
 GRAPHIC Vector file (Adobe Illustrator .ai, Corel Draw .cdr, AutoCAD .dxf)

## ORDER

First order quantity .....Annual consumption.....  
 Date sent ..... Authorised by.....  
 Signature.....

**GENIUSPRO License Request****GENIUSPRO**

to order new GENIUSPRO software licenses

**CUSTOMER INFORMATION**

Contact name .....

Company.....

Address .....

City .....Postcode.....

Phone .....Fax .....

E-mail.....

**SENT BY RETAILER**

Retailer .....

Branch.....

Contact name .....

Phone .....FAX.....

E-mail.....

**PRINTER TYPE & SERIAL NUMBER**

<input type="checkbox"/> MG3	Serial number.....
<input type="checkbox"/> MG2	Serial number.....
<input type="checkbox"/> ROLLY3000	Serial number.....
<input type="checkbox"/> ROLLY2000	Serial number.....
<input type="checkbox"/> ROLLY2000TR1	Serial number.....
<input type="checkbox"/> ROLLY2000TR2	Serial number.....

**REASON FOR REQUEST**

- Buying another printer: PRINTER TYPE ..... SERIAL NUMBER .....
- Increased number of users
- Change in computer
- Other

**GENIUSPRO LICENSE**

- GENIUSPRO-1L (single license)
- GENIUSPRO-5L (multiple licenses)

Date..... Signature .....

**1. GENERAL TERMS**

- 1.1. For the purpose of these GENERAL TERMS AND CONDITIONS OF SALE (the "Terms and Conditions"), the following definitions shall apply:
  - «Seller»: CEMBRE S.p.A. and its affiliates;
  - «Affiliate»: any entity directly or indirectly, through one or more intermediaries, controlling, controlled by, or under common control with CEMBRE S.p.A.;
  - «Buyer»: any professional or entrepreneur purchasing the Products from the Seller;
  - «Products»: the goods manufactured and/or sold by the Seller;
  - «Order(s)»: each proposal for the purchase of the Products submitted by the Buyer to the Seller in writing;
  - «Sale(s)»: each single sale agreement entered into further to the receipt by the Buyer of the written order confirmation of the Seller.
- 1.2. These Terms and Conditions govern the sale of equipment, components, parts, and materials (the "Products") supplied by the Seller to the Buyer. Any specific supply agreement, order confirmation, quotation, these Terms and Conditions and the purchase order form the Sales Agreement ("Agreement") between the parties. In the event of a conflict between these documents, precedence shall apply in accordance with the order listed in the previous sentence.
- 1.3. CEMBRE's quotation, proposal or order confirmation is conditional on the Buyer's acceptance of these Terms and Conditions. Buyer's silence or acceptance/use of the Products or services related to any purchase order shall constitute tacit approval of these Terms and Conditions.
- 1.4. Any additional or conflicting terms included in the Buyer's request for quotation/proposal, specifications, purchase order or any other written or oral communication are not binding on CEMBRE unless separately signed by CEMBRE. CEMBRE's failure to object to Buyer's additional or conflicting terms (including the Buyer's Terms and Conditions of Purchase) does not operate as a waiver of any terms contained herein.

**2. ORDERING PROCEDURES**

- 2.1. Offers of the Seller are not binding. This shall also apply if the Seller has provided the Buyer with catalogs, technical documentation (e.g. drawings, plans, calculations, calculations, references to DIN standards), other product descriptions or documents - also in electronic form - to which the Seller reserves property rights and copyrights pursuant to Clause 8.
- 2.2. Unless otherwise agreed, the information in offers and order confirmations shall refer to the contents of the respectively valid price lists, catalogs or other documents - also in electronic form, including technical data sheets, of the Seller.
- 2.3. All orders must be sent in writing and include all the details for a correct identification of the Products and Services requested. The minimum order amount is € 250.
- 2.4. The order is an irrevocable proposal to buy, but it is accepted by the Seller only following order acknowledgement / confirmation or execution.
- 2.5. The Buyer may request in writing to cancel or modify the order only prior to its execution and the Seller may at its own discretion accept or reject such request. Only cancellations and modifications expressly accepted by the Seller in writing shall be valid and effective.

**3. PRICING AND PAYMENT TERMS**

- 3.1. Unless otherwise specified in writing, Seller's quotations have a 30-day validity, after which they will automatically expire.
- 3.2. Prices quoted in price-lists and marketing materials are not binding and cannot be considered a "public offer". Unless otherwise agreed in writing, prices are always quoted based on delivery term FCA (Incoterms latest version) net of any applicable statutory value added /goods and services tax and of any applicable taxes and duties.
- 3.3. The Seller reserves the right to update the price-list without prior notice; the new release of the price-list will apply to all the Orders placed after the date such new release is issued and sent to the Buyer. Invoices will be issued in accordance with the prices in force on the date of the order confirmation or as otherwise agreed in specific supply agreements.
- 3.4. In the event of late payment, the Seller will have the right to charge overdue interest in accordance with the provisions of law no. 231/2002. Any further claim for damages caused by delay shall remain unaffected.
- 3.5. In the event of payment arrears, suspension of payments and if circumstances become known which are likely to reduce the creditworthiness of the customer, the Seller shall be entitled, after having granted a period of grace, to declare all claims arising from the entire business relationship with the customer immediately due for payment. Discount agreements, rebates and the like shall be deemed forfeited in this case.
- 3.6. Failure to pay or delayed payments above 30 days also entitle the Seller to suspend the delivery of the Products and terminate every single Sale entered into. The suspension of the delivery of the Products or the termination of any Sale shall not entitle the Buyer to claim for any compensation.
- 3.7. Any complaints regarding the Products and/or their delivery shall not be grounds for suspending or delaying the payment.
- 3.8. In the event of default or risk of insolvency concerning the Buyer, the Seller will be entitled to:
  - demand payment in advance or suitable guarantees; and/or
  - suspend deliveries; and/or
  - demand immediate payment of all the invoices already issued, regardless of the payment term therein indicated; and/or
  - terminate any existing sale agreement.

**4. DELIVERY**

- 4.1. Except as otherwise agreed upon in writing between the parties, the Seller shall deliver the Products FCA its premises (INCOTERMS latest version). If required, the Seller shall take care of the shipment of the Products at the Buyer's costs and expenses. In this last case delivery shall be considered to have taken place when the Products are transferred to the forwarder.
- 4.2. In case of missing or damaged goods during transport, the Buyer must formulate all the necessary reservations on the delivery note of said goods at the time of delivery. Such reservations must also be confirmed in writing to the Seller within 48 hours of the date of the delivery, by registered mail with return receipt.
- 4.3. The Seller cannot be held liable for delays in deliveries in the following circumstances:
  - acts of God or other extraordinary events beyond reasonable control, resulting in interruption of the manufacturing process, including shortage of energy and/or raw materials, pandemics strikes, embargoes or trade restrictions;
  - delays due to the Buyer, particularly when the Buyer failed to provide the information required to execute the order;
  - overdue payments, pursuant to arts. 1460 and 1461 of the Civil Code.
- 4.4. Penalties for late delivery may be charged by the Buyer only when expressly agreed in a specific supply agreement, and in any case up to a maximum amount equal to the price of the delayed delivery.
- 4.5. The Buyer shall not reject partial deliveries or late deliveries. All costs resulting from the rejection of goods will be charged to the Buyer. Excess deliveries for the purpose of rounding up to the packing quantity shall be deemed to be contractual performance and shall be paid by Buyer.
- 4.6. Goods returned at the request of the Buyer can only be accepted if the Seller has agreed in writing. The returned parts must be in their original packaging, come from the current product range and be in saleable condition. The return shipment must be carriage paid and at the risk of the Buyer. From the purchase price to be refunded, a depreciation fee will be deducted based on the actual conditions of the goods, their age and original price. Depreciation shall not apply to goods returned under section 5 and 6 hereinafter, provided that the return was authorized by the Seller. Custom-made products or articles which are not included in the current catalogue will not be taken back. Returned goods that are not accepted by the Seller will be shipped back to Buyer or scrapped at the Buyer's choice (freight paid by the Buyer).
- 4.7. In the event of modifications to the order required by the Buyer, the delivery deadline will automatically be extended for the time necessary to implement the required modification.

**5. CONFORMITY**

- 5.1. Complaints about apparent defects or non-conformity of the product delivered in relation to the purchase order or the packing slip must be notified to the Seller in writing within 48 hours after receipt of the products, subject to forfeiture. The Buyer loses the right to claim if the goods are not inspected immediately after delivery.
- 5.2. In the absence of a specific agreement on quality, the features contained in a specification, a product-specific technical data sheet or an equivalent description by the Seller shall be deemed to be the relevant quality. Insignificant deviations shall not constitute a defect.
- 5.3. All actions regarding non-conformities detected by the Buyer must be agreed upon in advance with the Seller's quality department; in particular, the Buyer must not charge any costs not agreed upon in advance between the Parties.

**6. WARRANTY AND LIABILITY**

- 6.1. Unless otherwise agreed upon in writing, the Seller warrants that the Products are free from defects in material, design and manufacturing and fit for use. No guarantee is given herein by the Seller on the conformity of any Product with the law and regulations in countries outside EU and the UK. No other warranties, express or implied, are made with respect to the Products including, but not limited to, any implied warranty of merchantability or fitness for a particular purpose.
- 6.2. Unless otherwise agreed upon in writing, the warranty shall be valid for a period of one year from the date of delivery to the Buyer. Warranty is provided only on tools or machines with a serial number or other identification number that allows traceability. The warranty is, however, excluded if the Products have already been processed by the Buyer or incorporated in products, machinery or plants of the Buyer or of third parties.
- 6.3. Claims for defective Products shall be made in writing within eight working days from discovery.
- 6.4. The defective Products shall be returned to the Seller at the Buyer's cost upon Seller's request. The Seller's sole obligation (and Buyer's sole remedy) for any breach of warranty under the foregoing warranty shall be to repair (at location designated by Seller) or replace DAP the original point of delivery the defective goods, within a reasonable time. The Buyer will waive any claim for damage compensation once the warranty has been fulfilled and the Product has been repaired or replaced. The warranty shall not cover defects due to environmental or stress testing, misuse, failure to observe the Seller's instructions regarding the functioning, maintenance and the storage of the Products, repairs or modifications made by the Buyer or a third party without prior written authorization of the Seller, improper installation, transportation or handling.
- 6.5. Direct interventions on site are not included in the warranty; if expressly requested by the Buyer they are subject to charge, according to the Seller's tariffs.
- 6.6. Warranty repair/replacements may be suspended in the event of insolvency of the Buyer or overdue invoices.
- 6.7. Save for the case of fraud or gross negligence, the Seller shall bear no liability for damages to property or third parties other than that expressly provided by virtue of any mandatory law provisions. In any case, the Seller shall not be liable for indirect or consequential damages of whatsoever nature as, by way of example, production losses or unearned profits. In any case, Buyer's right to damages shall be limited to a maximum amount equal to the value of the Products showing defects or faults.
- 6.8. The Seller shall bear no liability for damages to property or third parties other than that expressly provided by virtue of any mandatory law provisions. The Seller will not, under any circumstances, be liable for the cost of removal or reinstallation of goods or the cost of disassembly or reassembly or for loss of business or goodwill or profits or for cost of inspection or storage or for any incidental and consequential damages of any nature which may arise from the sale of goods to the Buyer. When liability cannot be excluded by virtue of mandatory law provisions, Buyer's right to damages shall in any case be limited to a maximum amount equal to the value of the Products showing defects or faults.
- 6.9. The Seller has taken out suitable insurance policies covering general liability in connection with the Products.

**7. EXPORT CONTROL REGULATIONS**

- 7.1. CEMBRE shall not be obligated to fulfil this agreement if such fulfilment is prevented by any impediments arising out of national or international foreign trade or customs requirements or any embargoes or other sanctions or restrictions.
- 7.2. If the Buyer transfers the goods to a third party, the Buyer shall comply with all applicable national and international (re-) export control regulations.
- 7.3. The Buyer shall cooperate with the Seller to provide the information concerning end users, destination and intended use of goods supplied by CEMBRE, in case this is necessary due to customs control activities or export control regulations.
- 7.4. Violations of this section 7 shall entitle the Seller to terminate any existing sale agreement at any time without notice.

**8. INTELLECTUAL PROPERTY, CONFIDENTIALITY AND PRIVACY**

- 8.1. The use of CEMBRE trademarks is governed by the General Terms and Conditions, published on the website <https://www.cembre.com/group/termsandconditions>, which the Buyer is obliged to comply with. It is prohibited to relabel and repackage the Products without CEMBRE's written authorization.
- 8.2. Each party will retain ownership of its Intellectual Property developed before or outside the scope of the sale agreement. If any Intellectual Property is developed under the sale agreement, the parties shall execute a separate agreement regarding the ownership thereof.
- 8.3. Seller expressly reserves the copyright to its catalogues, technical documentation (e.g. drawings, plans, calculations, data sheets), other product descriptions or documents - also in electronic form. The Buyer is only granted a non-exclusive right of use.
- 8.4. All drawings and technical documents relating to the Products submitted by one party to the other shall remain exclusive property of the submitting party and can only be used for the purpose for which they were provided. The receiving party is not allowed to use such documents otherwise, to procure copies thereof, to reproduce and to disclose them to a third party without consent of the submitting party. The end user of the Products shall not be deemed as a third party for the purpose of this section.
- 8.5. Any liability of the Seller is excluded if the Buyer is responsible for the infringement of property rights, in particular because he has modified the object of performance, used it in breach of contract or taken it to a place other than the place of destination without the Seller's consent.
- 8.6. If the Seller manufactures goods according to drawings, samples or other information provided by the Buyer (OEM products) and if the property rights of third parties are infringed in the process, the Buyer shall indemnify the Seller from all claims for damages resulting from this.
- 8.7. The Seller warrants that the personal data received from the Buyer will be processed in full compliance with the applicable data protection regulations.
- 8.8. Violations of this section 8 shall entitle the Seller to terminate any existing sale agreement at any time without notice.

**9. APPLICABLE LAW AND JURISDICTION**

- 9.1. The place of performance for the delivery together with any subsequent performance on the part of the Seller is the Seller's registered office.
- 9.2. Place of jurisdiction is the registered office of the Seller. The Seller is also entitled to take legal action at the Buyer's registered office.
- 9.3. The legal relations between the Seller and the Buyer shall be governed by Italian law to the exclusion of the U.N. Convention on the International Sale of Goods (CISG).
- 9.4. The Buyer acknowledges that the CEMBRE Group has adopted a Code of Ethics and an Anti-Corruption Policy and undertakes to comply with the provisions of such documents, available at [www.cembre.com](http://www.cembre.com), abstaining from any unlawful conducts. Failure to comply with any of the provisions of the Code of Ethics and/or of the Anti-Corruption Policy will result in a serious breach of contractual obligations and will entitle CEMBRE to terminate the contract with immediate effect, without prejudice to compensation for damages.

**10. FORCE MAJEURE AND HARDSHIP**

- 10.1. No failure, omission or delay of the Seller in the performance of any obligation shall be deemed a breach of the agreement nor create any liability hereunder, if the failure, omission or delay shall arise from acts of God, laws, rules, regulations or orders of any governmental authority, floods, fires, explosions, storms, earthquakes, acts of war (declared or undeclared), rebellion, insurrections, riot, sabotage, shortages of fuel, power, energy resources, and/or raw material, invasion, epidemic, quarantine, accident, strikes, lockouts, labor disputes, or any other comparable cause beyond the reasonable control of the Seller.
- 10.2. If, during the term of the contract, events occur which have not been contemplated by the Parties and which fundamentally alter the equilibrium of the contract, thereby placing an excessive burden on the Seller in the performance of its contractual obligations (hardship), the Seller shall have the power to make any revision to the contract that it finds just and equitable in the circumstances, or to terminate the contract at a date and on terms to be fixed.



## the CEMBRE group

CEMBRE S.p.A. - Italy



CEMBRE Ltd. - UK



CEMBRE S.a.r.l. - France



CEMBRE España S.L.U. - Spain



CEMBRE GmbH - Germany



CEMBRE Inc. - USA



## Making the right connections

Copyright © 2022 All rights reserved.

All contents of this catalogue belong to CEMBRE S.p.A.

Any reproduction, even in part, is prohibited without prior written permission from CEMBRE.

All images are included for illustration purposes; CEMBRE reserves the right to make changes and improvements to the products without notice.

Procedures for the use of the products shown should not be inferred from this document,

but from the specific use and maintenance manuals provided with the products.

Edited by CEMBRE S.p.A. - IGB Group Press (BS), October 2022

Code 6260472



22V269E



8 016692 694665



## CONTACT US

**CEMBRE S.p.A.**  
via Serenissima, 9  
25135 Brescia  
Italy  
Ph +39 030 36921  
ufficio.vendite@cembre.com  
sales@cembre.com

**CEMBRE Ltd.**  
Dunton Park,  
Kingsbury Road,  
Curdworth, Salfon Coldfield,  
West Midlands, B76 9EB  
United Kingdom  
Ph +44 01675 470440  
sales@cembre.co.uk

**CEMBRE S.a.r.l.**  
22 Avenue Ferdinand  
de Lesseps  
91420 Morangis Cedex  
France  
Ph +33 01 60 49 11 90  
info@cembre.fr

**CEMBRE S.L.U.**  
Calle Verano 6 y 8  
Pl.Las Manjás  
28850 Torrejón de Ardoz  
Madrid - Spain  
Ph +34 91 4852580  
comercial@cembre.com

**CEMBRE GmbH**  
Geschäftsbereich  
Energie- und Bahntechnik  
Heidemannstr. 166  
80939 München  
Germany  
Ph + 49 89-3580676  
info@cembre.de

**CEMBRE GmbH**  
Geschäftsbereich  
Industrie und Handel  
Boschstraße 7  
71384 Weinstadt  
Germany  
Ph +49 7151-20536-40  
info-w@cembre.de

**CEMBRE Inc.**  
Raritan Center Business Park  
300 Columbus Circle-S.F.  
Edison, NJ 08837 USA  
Ph +1 (732) 225-7415  
sales.us@cembre.com  
**Midwest Office**  
1051 Perimeter Dr #610  
Schaumburg, IL 60173

## FOLLOW US

