

## APPLICATION


Jumpers are prefabricated lengths of cable on which separable connectors or terminations are installed on each end. Jumpers are used as fixed solutions in windturbines, transformers,...  
Test leads are typically used to perform tests on electrical installations, transformers, motors...

## DESIGN

Jumpers comprise:

1. Connector or termination adapted to the chosen interface type and chosen voltage class.
2. Cable length.
3. A screen wire finishing with an earthing lug is standard. Other finishings are available upon request.

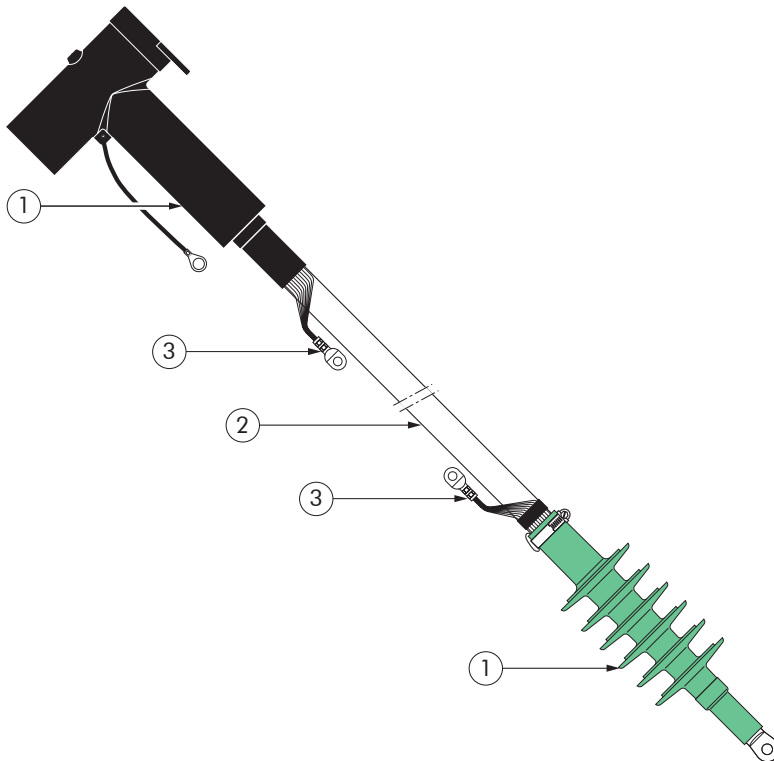
All Jumpers are standard tested for AC withstand and partial discharge before leaving the factory. Other tests can be done on request.



6/10 (12) kV  
6.35/11 (12) kV  
8.7/15 (17.5) kV  
12/20 (24) kV  
12.7/22 (24) kV  
18/30 (36) kV  
19/33 (36) kV  
20.8/36 (42) kV  
26/45 (52) kV

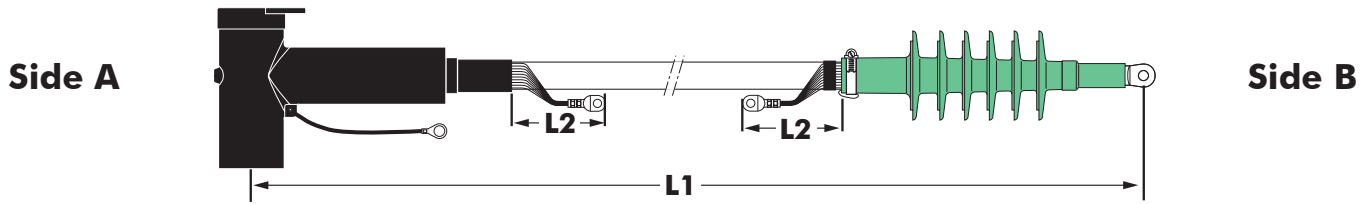
Up to 52 kV

**EUROMOLD®**



02/2020

# ENQUIRY SHEET



**1. Product to be installed on side A:**  430TB  480TB  484TB  Other:.....

**2. Product to be installed on side B:**  480TB  AFN  AIN  Other:.....

**3. Voltage class:**...../.....(.....) kV **Current:**..... A

**4. Length cable lead (L1):**.....

**Cable type:**  XLPE  EPR  Other:.....

**5. Screen:**  Length given by product.....  Length L2:.....

Braided

Extra cable

Twisted

Joint contact+grounding cable

Other

Joint contact+grounding cable+HS tube

**6. Position contact surface side B:**  In line with side A  90° angle with side A

Other:.....

**7. Testing:**  AC  PD  Impulse  Test report

**8. Packaging:**  Cardboard box  Wooden box

**9. Remarks:**

.....

.....

.....

.....

.....